

The Ohio Courts Summary

2002



THE OHIO COURTS SUMMARY

2002

THE SUPREME COURT OF OHIO

Chief Justice Thomas J. Moyer

Justice Andy Douglas

Justice Alice Robie Resnick

Justice Francis E. Sweeney

Justice Paul E. Pfeifer

Justice Deborah L. Cook

Justice Evelyn Lundberg Stratton

**Steven C. Hollon
Administrative Director**

**Supreme Court of Ohio
30 East Broad Street
Columbus, Ohio 43215-3431**

OHIO COURTS SUMMARY STAFF

Director of Judicial & Court Services	Douglas R. Stephens
Report Production and Graphics	F. Diane Hatcher Gretchen Beam
Data Entry	Gretchen Beam
Computer Program Development	Mark Dutton

Special thanks to Doug Stephens for 13 years of commitment to the Ohio Courts Summary, and his endless guidance and patience as the report production transferred to The Case Management Section.

Note: Statistics for 2002 have been revised. The latest revisions are reflected in the electronic document.

The Supreme Court of Ohio

The Supreme Court of Ohio is pleased to issue the 46th edition of the Ohio Courts Summary, which provides a statistical picture of the Ohio court system.

The 2002 Ohio Courts Summary reflects a record number of new cases were filed in Ohio courts. A total of 3,418,981 cases were filed in Ohio courts in 2002: 2,249 in the Supreme Court; 10,404 in the courts of appeals; 206,933 in the courts of common pleas-general division; 80,775 in the domestic relations courts; 96,357 in the probate courts; 280,572 in the juvenile courts; 2,432,465 in the municipal courts; 308,175 in the county courts; and 1,051 in the Ohio Court of Claims.


Ohio's judicial system experienced the following significant increases in new case filings from 2001 to 2002:

- Foreclosures 27%
- Total Civil 16%
- Civil Domestic Violence 11%

Statewide, probate courts experienced 96,357 new case filings. The last time new case filings were this low was in 1995, with 94,230 filings. However, from 2001 to 2002, new case filings declined by only three percent (3%).

The Ohio Courts Summary will be useful to the bench, the bar, court personnel, and others involved in Ohio's judicial system. It also will inform Ohioans as to how their court system is serving them.

The Ohio Courts Summary is a reflection of the dedication and commitment of our judges and court personnel. We appreciate their assistance in preparing this report. Together, we will continue to maintain excellence in the administration of justice in Ohio.



THOMAS J. MOYER
Chief Justice

TABLE OF CONTENTS

	Page
DESCRIPTIONS OF OHIO COURTS	
Structure of the Ohio Judicial System	1
Supreme Court of Ohio	2
Courts of Appeals	3
Appellate District Map	4
Court of Claims	5
Courts of Common Pleas	5
Courts of Common Pleas	6
Jurisdictional Distribution	7
Municipal and County Courts	8
Mayor's Court	9
All Ohio Courts Total New Cases Filed 1998-2002	10
SUPREME COURT OF OHIO	
Supreme Court Caseload Details	11
COURTS OF APPEALS	
Overall Caseloads	15
Statewide New Cases Filed and Total Terminations Comparison (graph)	16
New Cases Filed Comparison (graph)	16
Criminal Appeals	17
Civil Appeals	18
Miscellaneous Matters	19
Domestic Relations, Juvenile, and Probate Appeals	20
Average New Cases Filed Per Judge (graph)	21
COURT OF CLAIMS	
Overall Caseloads (Including Victims of Crime Claims)	22
COURTS OF COMMON PLEAS	
General Division	
Composite Report Form for Entire State	23
Overall Caseloads	24
Professional Tort	26
Product Liability	30
Other Torts	34
Workers' Compensation	38
Foreclosures	42
Administrative Appeal	46
Complex Litigation	50
Other Civil	54
Total Civil	58
Criminal	62

Statewide New Criminal Cases Filed and Total Terminations Comparison (graph).....	66
New Cases Filed Comparison (graph).....	66

COURTS OF COMMON PLEAS

Domestic Relations Division

Composite Report Form for Entire State	67
Overall Caseloads	68
Terminations of Marriages	70
Domestic Violence.....	74
Statewide New Cases Filed and Total Terminations Comparison (graph).....	78

COURTS OF COMMON PLEAS

Probate Division

Composite Report Form for Entire State	79
Overall Caseloads	80
Decedents’ Estates and Wrongful Death	82
Guardianships	84
Conservatorships, Testamentary Trusts, and Civil Actions	86
Miscellaneous Activities.....	88
Statewide New Cases Filed and Total Terminations Comparison (graph).....	90

COURTS OF COMMON PLEAS

Juvenile Division

Composite Report Form for Entire State	91
Overall Caseloads	92
Delinquency	94
Unruly	98
Dependency, Neglect, or Abuse	102
Statewide New Cases Filed and Total Terminations Comparison (graph).....	106

MUNICIPAL COURTS

Composite Administrative Judge Report Form for Entire State	107
Composite Individual Judge Report Form for Entire State	108
New Cases Filed Comparison (graph).....	109
Overall Caseloads	110
Felony	112
Statewide New Felony Cases Filed and Total	

Terminations Comparison (graph).....	116
Statewide New Misdemeanor Cases Filed and Total	
Terminations Comparison (graph).....	116
Misdemeanor	117
O.M.V.I.....	121
Statewide New O.M.V.I. Cases Filed and Total	
Terminations Comparison (graph).....	125
Statewide New Other Traffic Cases Filed and Total	
Terminations Comparison (graph).....	125
Other Traffic	126
Personal Injury and Property Damage.....	130
Statewide New Personal Injury and Property Damage	
Cases Filed and Total Terminations Comparison (graph).....	134
Statewide New Contracts Cases Filed and Total	
Terminations Comparison (graph).....	134
Contracts.....	135
F.E.D.....	139
Statewide New F.E.D. Cases Filed and Total	
Terminations Comparison (graph).....	143
Statewide New Other Civil Cases Filed and Total	
Terminations Comparison (graph).....	143
Other Civil	144
Small Claims.....	148
Statewide New Small Claims Cases Filed and Total	
Terminations Comparison (graph).....	152

COUNTY COURTS

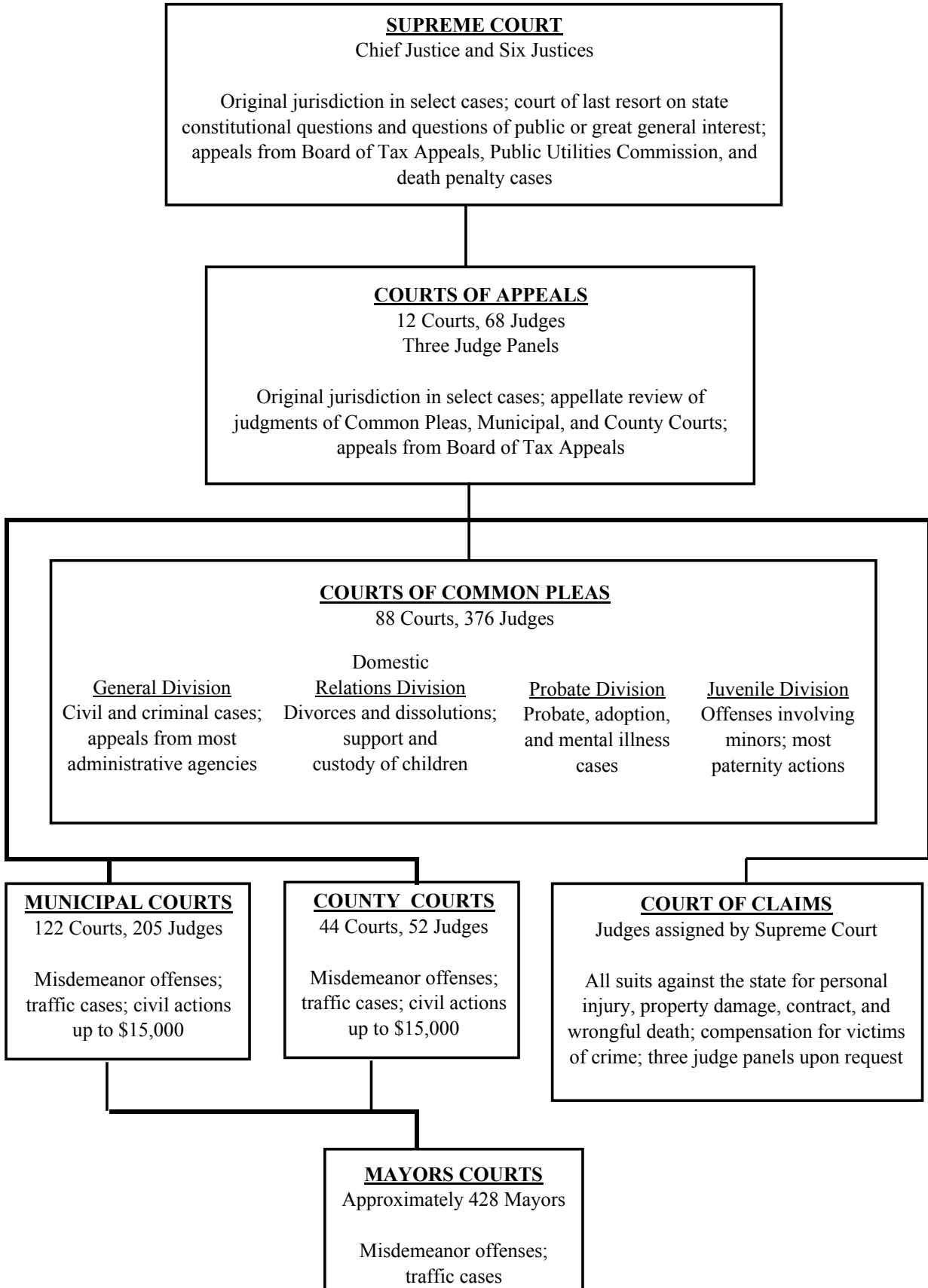
Composite Administrative Judge Report	
Form for Entire State	153
Composite Individual Judge Report	
Form for Entire State	154
Overall Caseloads	155
Felony	156
Statewide New Felony Cases Filed and Total	
Terminations Comparison (graph).....	158
Statewide New Misdemeanor Cases Filed and Total	
Terminations Comparison (graph).....	158
Misdemeanor	159
O.M.V.I.....	161
Statewide New O.M.V.I. Cases Filed and Total	
Terminations Comparison (graph).....	163
Statewide New Other Traffic Cases Filed and Total	
Terminations Comparison (graph).....	163
Other Traffic	164
Personal Injury and Property Damage.....	166
Statewide New Personal Injury and Property Damage	
Cases Filed and Total Terminations Comparison (graph).....	168
Statewide New Contracts Cases Filed and Total	
Terminations Comparison (graph).....	168
Contracts.....	169
F.E.D.....	171
Statewide New F.E.D. Cases Filed and Total	
Terminations Comparison (graph).....	173
Statewide New Other Civil Cases Filed and Total	

Terminations Comparison (graph).....	173
Other Civil	174
Small Claims.....	176
Statewide New Small Claims Cases Filed and Total	
Terminations Comparison (graph).....	178
New Cases Filed Comparison (graph).....	178

DEFINITIONS

Courts of Common Pleas, Municipal and County Courts	179
Municipal and County Courts Only.....	181

STRUCTURE OF THE OHIO JUDICIAL SYSTEM - 2002



SUPREME COURT OF OHIO

The Supreme Court of Ohio is established by Article IV, Section 1 of the Ohio Constitution, which provides that: "The judicial power of the state is vested in a supreme court, courts of appeals, courts of common pleas and divisions thereof, and such other courts inferior to the supreme court as may from time to time be established by law."

Article IV, Section 2 of the Constitution sets the size of the court at seven, a chief justice and six justices, and outlines the jurisdiction of the Court.

The Supreme Court is the court of last resort on questions of Ohio law and the Ohio Constitution. Most of its cases are appeals from the twelve district courts of appeals. The Court may grant leave to appeal criminal cases from the courts of appeals and may direct a court of appeals to send cases ("certify the record") that are found to be "of public or great general interest."

The Supreme Court is required to accept appeals of cases that originated in a court of appeals, cases in which the death penalty was imposed, cases involving an interpretation of the United States Constitution or the Ohio Constitution, and cases in which a court of appeals opinion conflicts with a decision from another court of appeals. The Supreme Court also must accept appeals from the Board of Tax Appeals and the Public Utilities Commission.

The Supreme Court has original jurisdiction for certain special remedies that permit a person to file an action directly in the Supreme Court. These extraordinary remedies include writs of habeas corpus (involving the release of persons allegedly unlawfully imprisoned or committed), writs of mandamus (ordering a public official to perform a required act), writs of procedendo (ordering a lower court to proceed to judgment), writs of prohibition (ordering a judicial or quasi-judicial officer to cease an unlawful act), and writs of quo warranto (alleging usurpation, misuse, or abuse of public office or corporate office or franchise).

The Supreme Court adopts rules governing practice and procedure in Ohio's courts, which must be filed with the General Assembly. These rules become effective unless both houses of the General Assembly adopt a concurrent resolution of disapproval. The Supreme Court also exercises general superintendence over all state courts through its rule-making authority. The rules of superintendence set minimum standards for court administration. Unlike procedural rules, rules of superintendence do not have to be submitted to the General Assembly.

The Supreme Court is responsible for the admission of attorneys to the practice of law in Ohio and has authority for the discipline of judges and attorneys for violation of their respective codes of conduct. The Court also has responsibility for complaints alleging the unauthorized practice of law.

The Chief Justice has the authority to assign judges to courts for temporary duty when the court has an unusually heavy volume of cases; a judge has been removed from a case because of bias, prejudice, or interest; or a judge has removed himself or herself from a particular case.

The Chief Justice and six justices are elected in even-numbered years to six-year terms on a nonpartisan ballot. A person must be an attorney with at least six years of experience in the practice of law to be elected or appointed to the Supreme Court. The Governor makes appointments to fill vacancies on the Supreme Court that occur between elections.

COURTS OF APPEALS

The courts of appeals are established by Article IV, Section 1 of the Ohio Constitution, and their jurisdiction is outlined in Article IV, Section 3. As intermediate level appellate courts, their primary function is to hear appeals from the common pleas, municipal, and county courts. Each case is heard and decided by a three-judge panel.

The state is divided into twelve appellate districts by Article IV, Section 3 of the Ohio Constitution and section 2501.01 of the Revised Code. Each district is served by a court of appeals that sits in each of the counties in that district. The number of judges in each district depends on a variety of factors, including the court's caseload and the size of the district. The number of judges in each district varies from three to twelve.

In addition to appellate jurisdiction, the courts of appeals have original jurisdiction, as does the Supreme Court, to hear applications for writs of habeas corpus, mandamus, procedendo, prohibition, and quo warranto. The Tenth District Court of Appeals in Franklin County also hears appeals from the Court of Claims.

In 2002, there were 68 court of appeals judges. Court of appeals judges are elected in even-numbered years to six-year terms on a nonpartisan ballot. Appellate judges must be attorneys with at least six years of experience in the practice of law. The Governor makes appointments to fill vacancies in courts of appeals that occur between elections.

THE COURT OF CLAIMS

The Court of Claims, created by the General Assembly in 1975 by Chapter 2743. of the Revised Code, is the only statutory court in Ohio with statewide jurisdiction. The Court of Claims has exclusive jurisdiction in all civil actions against the State of Ohio and has jurisdiction to administer claims for compensation from victims of crime. Judges of the Court of Claims must be incumbent or retired justices or judges of the Supreme Court, courts of appeals, or courts of common pleas, and sit by temporary assignment of the Chief Justice of the Supreme Court.

COURTS OF COMMON PLEAS

The courts of common pleas, the only trial courts created by the Ohio Constitution, are established by Article IV, Section 1 of the Constitution. The jurisdiction of courts of common pleas is outlined in Article IV, Section 4.

There is a court of common pleas in each of the 88 counties. Courts of common pleas have original jurisdiction in all criminal felony cases and all civil cases in which the amount in controversy exceeds \$500. Courts of common pleas have appellate jurisdiction over the decisions of some state administrative agencies.

Most courts of common pleas have specialized divisions created by statute to decide cases involving juveniles, probate matters, and domestic relations matters. Only seven counties have courts of common pleas with no specialized divisions: Adams, Harrison, Henry, Morgan, Morrow, Noble, and Wyandot counties.

In 2002, there were 376 common pleas judges in Ohio. Of these, 149 had general jurisdiction only; 77 had general and domestic relations jurisdiction; seven had general jurisdiction plus domestic relations, probate and juvenile; 27 had domestic relations jurisdiction only; 17 had domestic relations and juvenile jurisdiction; 17 had juvenile jurisdiction only; 17 had probate jurisdiction only, 64 had probate and juvenile jurisdiction, and one had domestic relations, probate, and juvenile jurisdiction.

Common pleas judges are elected in odd-numbered years to six-year terms on a nonpartisan ballot. A person must be an attorney with at least six years of experience in the practice of law to be elected or appointed as a common pleas judge. The Governor makes appointments to fill vacancies in courts of common pleas that occur between elections.

Juvenile Division

Juvenile divisions are branches of either the probate or domestic relations division of courts of common pleas in all counties except Butler, Cuyahoga, Greene, Hamilton, Lake, Lucas, Mahoning, Montgomery, and Summit counties, in which there are separate juvenile divisions of the court of common pleas.

Juvenile divisions hear cases involving persons under eighteen years of age, and cases dealing with unruly, abused, dependent, and neglected children. Juvenile courts also have jurisdiction in adult cases involving paternity, child abuse, nonsupport, contributing to the delinquency of minors, and the failure to send children to school.

Domestic Relations Division

The domestic relations divisions of the courts of common pleas exist in most counties together with another division. However, Allen, Butler, Clermont, Cuyahoga, Fairfield, Greene, Hamilton, Lake, Licking, Lucas, Mahoning, Medina, Montgomery, Portage, Scioto, Summit, and Warren counties have separate domestic relations divisions. All domestic relations divisions have jurisdiction over proceedings involving divorce or dissolution of marriage, annulment, separation, spousal support, child support, and visitation, and the allocation of parental rights and responsibilities for the care of minor children.

Probate Division

The Ohio Constitution of 1851 provided that probate courts were to be established as separate independent courts with jurisdiction over the probate of wills and supervision of the administration of estates and guardianships. In 1968, under the Modern Courts Amendment of the Ohio Constitution, the probate courts became divisions of the courts of common pleas. Probate divisions also have jurisdiction over the issuance of marriage licenses, adoption proceedings, determination of sanity or mental competence, and certain eminent domain proceedings.

**COURTS OF COMMON PLEAS
JURISDICTIONAL DISTRIBUTION
2002**

	<u>NUMBER OF COUNTIES</u>	<u>NUMBER OF JUDGES</u>
General Division Only	25	149
Domestic Relations Only	17	27
Probate Only	16	17
Juvenile Only	9	17
General and Domestic Relations	56	77
Domestic Relations and Juvenile	7	17
Domestic Relations, Probate, and Juvenile	1	1
Juvenile and Probate	64	64
General, Domestic Relations, Probate and Juvenile	7	7
		<hr/> 376

MUNICIPAL AND COUNTY COURTS

Municipal and county courts are created by the General Assembly in Chapters 1901. and 1907. respectively of the Revised Code. The territorial jurisdiction of municipal courts is established by statute; county courts serve areas of a county that are not served by a municipal court.

The subject matter jurisdiction of municipal and county courts is nearly identical. Both municipal and county courts have the authority to conduct preliminary hearings in felony cases and jurisdiction over misdemeanors. These courts also have limited civil jurisdiction. They may only handle civil cases in which the amount in controversy does not exceed \$15,000.

When justices of the peace were eliminated by Ohio law, municipal and county courts assumed their duties. Therefore, municipal and county court judges are the only judges, other than probate judges, who may perform marriages.

In 2002, there were 122 municipal courts with a total of 205 judges, and 44 county courts with a total of 52 judges. Municipal court judges are elected to six-year terms on a nonpartisan ballot. Statutes provide for 22 part-time municipal courts and 96 full-time municipal courts. Three courts have specialized divisions: Cleveland Municipal Court - Housing Division, Toledo Municipal Court - Housing Division, and Franklin County Municipal Court - Environmental Division. Municipal court judges may have jurisdiction in one or more municipalities, in adjacent townships, or throughout the entire county.

County court judges are elected to six-year terms on a nonpartisan ballot. All county court judges serve part-time.

Municipal and county court judges must be attorneys with at least six years experience in the practice of law. The Governor makes appointments to fill vacancies in municipal and county courts that occur between elections.

MAYOR'S COURTS

Mayor's courts are statutory courts created pursuant to Chapter 1905. of the Revised Code. Mayor's courts have jurisdiction to hear any prosecutions for the violation of an ordinance of the municipal corporation, the violation of a vehicle parking or standing ordinance of the municipal corporation unless the violation is required to be handled by a parking violations bureau, and violations occurring on a state highway located within the boundaries of the municipal corporation. The jurisdiction of a mayor's court over drug or alcohol related traffic offenses is limited to first time violations.

The elected or appointed mayor of a municipal corporation has authority to act as the presiding officer of the municipal corporation's mayor's court or, pursuant to section 1905.05 of the Revised Code, may appoint a mayor's court magistrate to preside. In addition, the Mayor's Court Education and Procedure Rules, adopted by the Supreme Court pursuant to sections 1905.03 and 1905.031 of the Revised Code, require mayors who operate a mayor's court to comply with annual educational requirements.

Determinations of a mayor's court may be appealed to the appropriate municipal or county court. An appeal proceeds as a new trial in the municipal or county court.

In 2002, there were approximately 428 mayor's courts.

Mayor's courts are not governed by rules of superintendence adopted by the Supreme Court and are not courts of record and are considered part of the executive branch of municipal government. Therefore, mayor's courts are not required to file case activity reports.

**ALL OHIO COURTS
TOTAL NEW CASES FILED
1998-2002**

<u>COURT</u>	<u>1998</u>	<u>1999</u>	<u>2000</u>	<u>2001</u>	<u>2002</u>
SUPREME COURT	2,728	2,327	2,355	2,284	2,249
COURTS OF APPEALS	11,713	10,762	10,394	10,480	10,404
COURT OF CLAIMS	1,094	1,420	1,225	1,159	1,051
COURTS OF COMMON PLEAS					
GENERAL DIVISION	149,088	161,088	167,885	185,948	206,933
DOMESTIC RELATIONS DIVISION	77,318	75,489	78,230	79,830	80,775
PROBATE DIVISION	100,494	99,898	99,206	99,455	96,357
JUVENILE DIVISION	300,921	284,570	261,655	281,125	280,572
MUNICIPAL COURTS	2,329,763	2,308,323	2,329,949	2,407,314	2,432,465
COUNTY COURTS	274,064	281,788	283,882	284,769	308,175
STATEWIDE	3,247,183	3,225,665	3,234,781	3,352,364	3,418,981

**SUPREME COURT OF OHIO
CASES FILED IN 2002**

JURISDICTIONAL APPEALS

Claimed Appeal of Right	22
Discretionary Appeal (Non-felony)	994
Discretionary Appeal (Felony)	520
Death Penalty Postconviction Appeal	22
Appeal Involving Termination of Parental Rights/Adoption	21
Appeal from App. R. 26(B) Application (Murnahan Appeal)	<u>94</u>
TOTAL	1,673

MERIT CASES

Original Action	135
Habeas Corpus Case	47
Direct Appeal (Case Originating in Court of Appeals)	133
Certified Conflict	65
Certified Conflict Involving Termination of Parental Rights/Adoption	1
Appeal from Board of Tax Appeals	60
Appeal from Public Utilities Commission	8
Appeal from Power Siting Board	0
Death Penalty Case	7
Certified Question of State Law	2
Appeal from App. R. 26(B) Application in Death Penalty Case	4
Appeal of Election Contest under R.C. 3515.15	0
Appeal under R.C. 4121.25	<u>0</u>
TOTAL	462

PRACTICE OF LAW CASES

Disciplinary Case	107
Bar Admissions Case	3
Other Practice of Law Case	<u>4</u>
TOTAL	114

TOTAL NUMBER OF CASES FILED **2,249**

**SUPREME COURT OF OHIO
CASES RELATED TO THE PRACTICE OF LAW
DETAIL OF CASES FILED IN 2002**

DISCIPLINARY CASES

Case on Report of Board	63
Consent to Discipline Matter	4
Case under Gov. Bar R. V, Sec. 7/Mental Illness	2
Case upon Felony Conviction	11
Case upon Default of Child Support Order	1
Case on Motion for Interim Remedial Suspension	4
Miscellaneous Disciplinary Matter	0
Attorney Resignation Matter	10
Reciprocal Discipline Case	8
Judge Disciplinary Case under Gov. Bar R. V	1
Judge Disciplinary Case under Gov. Jud. R. III	0
Judge Disciplinary Case under Gov. Jud. R. II, Sec. 5	<u>3</u>
TOTAL	107

BAR ADMISSIONS CASES

Bar Admissions/Character and Fitness Case	3
Miscellaneous Bar Admissions Matter	<u>0</u>
TOTAL	3

OTHER PRACTICE OF LAW CASES

Unauthorized Practice of Law Case/On Report of Board	4
Matter Relating to Practice of Law	<u>0</u>
TOTAL	4

**JURISDICTIONAL APPEALS ACCEPTED FOR REVIEW
IN 2002**

Claimed Appeal of Right	2
Discretionary Appeal (Non-felony)	99
Discretionary Appeal (Felony)	13
Appeal from App. R. 26(B) Application (Murnahan Appeal)	<u>2</u>
TOTAL NUMBER OF APPEALS ACCEPTED FOR REVIEW	116

SUPREME COURT OF OHIO FINAL DISPOSITIONS IN 2002

JURISDICTIONAL APPEALS (JURISDICTION DECLINED, LEAVE TO APPEAL DENIED AND/OR APPEAL DISMISSED)

Claimed Appeal of Right	17
Discretionary Appeal (Non-felony)	818
Discretionary Appeal (Felony)	351
Death Penalty Postconviction Appeal	19
Appeal Involving Termination of Parental Rights/Adoption	19
Appeal from App. R. 26(B) Application (Murnahan Appeal)	<u>103</u>
TOTAL	1,327

MERIT CASES

Original Action	137
Habeas Corpus Case	45
Direct Appeal (Case Originating in Court of Appeals)	160
Certified Conflict	39
Certified Conflict Involving Termination of Parental Rights/Adoption	1
Appeal from Board of Tax Appeals	62
Appeal from Public Utilities Commission	11
Death Penalty Case	20
Jurisdictional Appeal Accepted for Review	141
Certified Question of State Law	12
Appeal from App. R. 26(B) Application in Death Penalty Case	10
Appeal of Right	<u>1</u>
TOTAL	639

PRACTICE OF LAW CASES

Disciplinary Case	136
Bar Admissions Case	5
Other Practice of Law Case	<u>11</u>
TOTAL	152

TOTAL NUMBER OF FINAL DISPOSITIONS **2,118**

CASES RELATED TO THE PRACTICE OF LAW DETAIL OF FINAL DISPOSITIONS IN 2002

Disciplinary Case/On Report Of Board [Gov. Bar R. V, Sec. 8]

Public reprimand	10
Definite suspension - without probation	29
Definite suspension - with probation	3
Indefinite suspension	33
Disbarment	13
Case dismissed	<u>2</u>
TOTAL	90

Disciplinary Case Involving Mental Illness [Gov. Bar R. V, Sec. 7]

Suspension	TOTAL	1
------------	--------------	----------

Disciplinary Case/Felony Conviction [Gov. Bar R. V, Sec. 5]

Interim suspension	10
Case dismissed	<u>1</u>
TOTAL	11

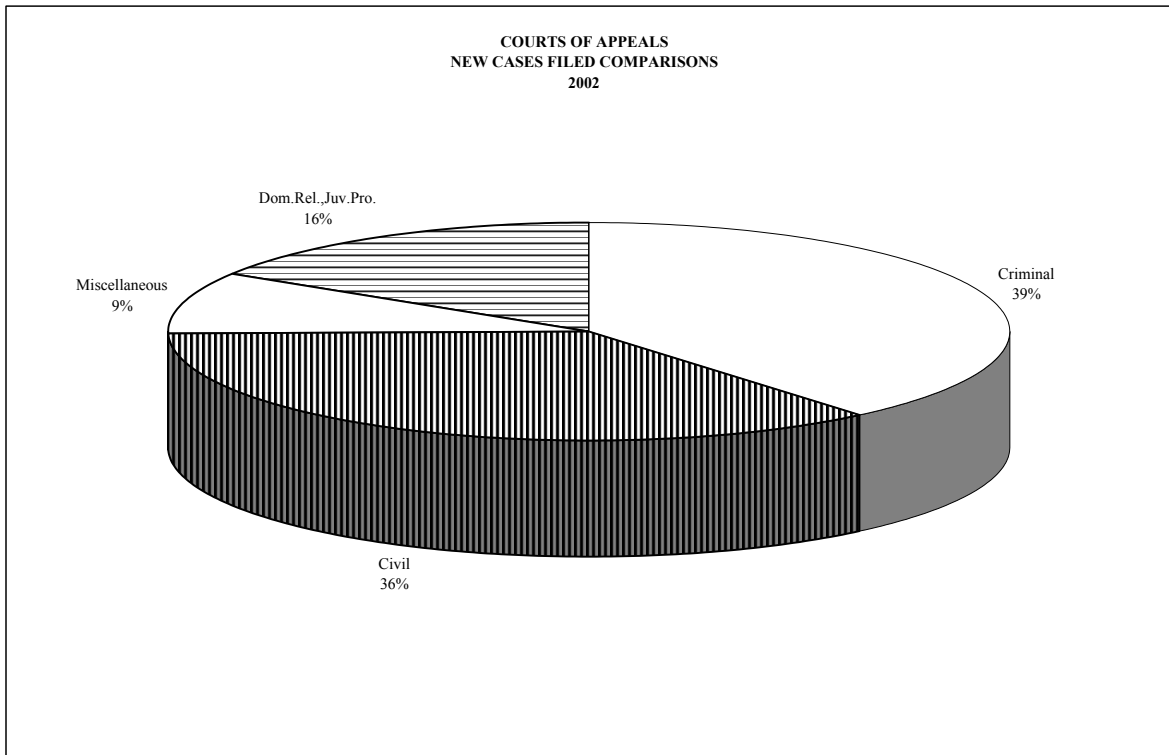
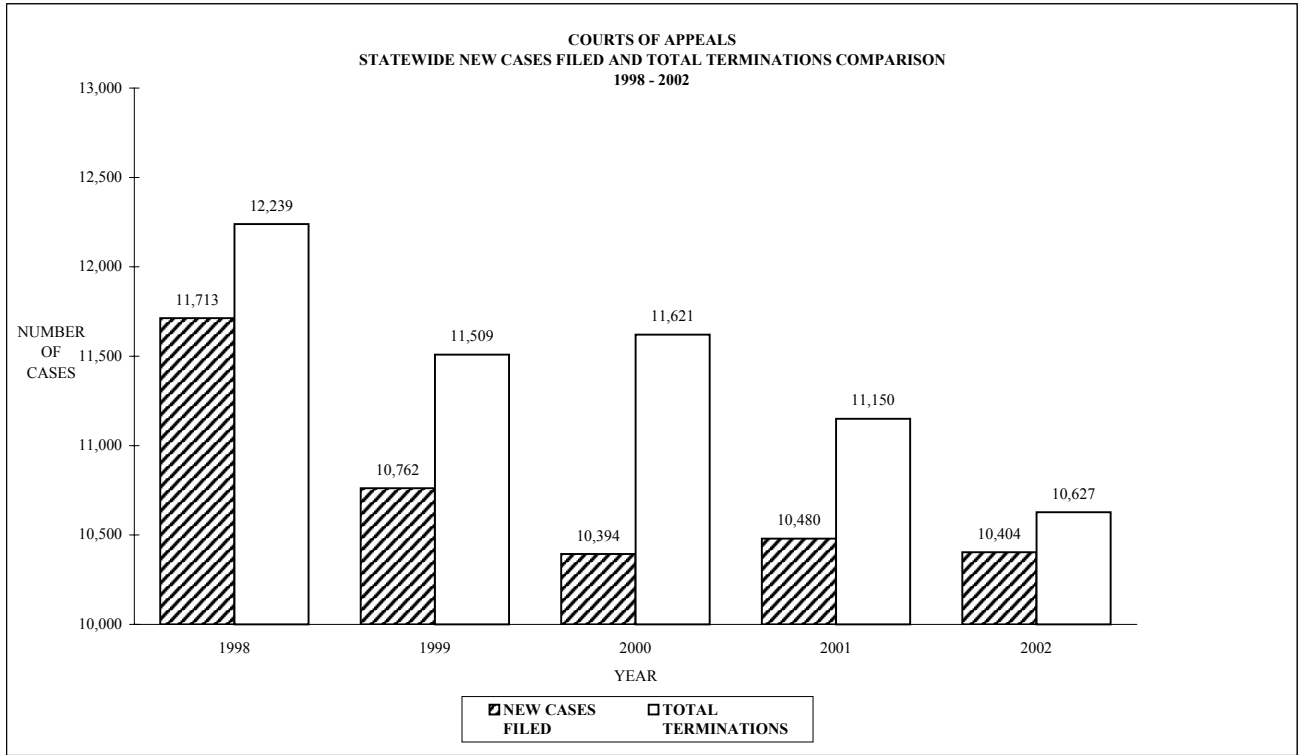
Disciplinary Case/Default Of Child Support Order [Gov. Bar R. V, Sec. 5]

Interim Suspension	TOTAL	1
--------------------	--------------	----------

Disciplinary Case/On Motion For Interim Remedial Suspension		
[Gov. Bar R. V, Sec. 5a]		
Interim suspension		3
Motion denied		<u>1</u>
	TOTAL	4
Disciplinary Case/Consent To Discipline Matter		
[Gov. Bar R. V, Sec. 11(A)(3)(c); BCGD Proc. Reg. Sec. 11]		
Definite suspension	TOTAL	2
Miscellaneous Disciplinary Matter		
Respondent held in contempt	TOTAL	1
Attorney Resignation Case [Gov. Bar R. V, Sec. 11 (G)]		
Resignation accepted		1
Resignation accepted - disciplinary action pending		<u>12</u>
	TOTAL	13
Reciprocal Discipline Case [Gov. Bar R. V, Sec. 11(F)]		
Public reprimand		2
Definite suspension - without probation		1
Definite suspension - with probation		3
Indefinite suspension		<u>2</u>
	TOTAL	8
Judge Disciplinary Case On Report of Board [Gov. Bar R. V, Sec. 8]		
Public reprimand		2
Definite suspension from practice of law and definite suspension without pay from the bench		1
Indefinite suspension		<u>1</u>
	TOTAL	4
Judge Disciplinary Case Involving Campaign Conduct		
[Gov. Jud. R. II, Sec. 5]		
Judicial canon violation found; fine imposed and fine suspended	TOTAL	1
Bar Admissions/Character And Fitness Case [Gov. Bar R. I, Sec. 12]		
Applicant disapproved, may reapply		3
Applicant disapproved, may not reapply		<u>2</u>
	TOTAL	5
Unauthorized Practice Of Law Case/On Report Of Board		
[Gov. Bar R. VII]		
Respondent enjoined from actions constituting the unauthorized practice of law	TOTAL	10
Matter Relating To Practice Of Law		
Respondent held in contempt and ordered to comply with subpoena	TOTAL	1

COURTS OF APPEALS
OVERALL CASELOADS
2002

	<i>NUMBER OF JUDGES</i>	<i>CASES PENDING JANUARY 1</i>	<i>NEW CASES FILED</i>	<i>TRANSFERRED IN OR REACTIVATED</i>	<i>TOTAL CASES</i>	<i>-----TERMINATED BY-----</i>				<i>TOTAL TERMIN- ATIONS</i>	<i>CASES PENDING DECEMBER 31</i>
						<i>DECISION OR OPINION</i>	<i>DIS- MISSAL</i>	<i>BANK- RUPTCY STAY</i>	<i>OTHER TERMIN- ATIONS</i>		
FIRST DISTRICT	6	454	870	24	1,348	509	328	0	0	837	511
SECOND DISTRICT	5	536	923	12	1,471	656	210	0	0	866	605
THIRD DISTRICT	4	256	604	16	876	438	210	2	0	650	226
FOURTH DISTRICT	4	250	461	5	716	288	157	0	3	445	271
FIFTH DISTRICT	6	618	1,196	17	1,831	829	396	2	0	1,227	604
SIXTH DISTRICT	5	391	738	12	1,141	426	234	1	30	661	480
SEVENTH DISTRICT	4	492	505	8	1,005	383	155	9	0	547	458
EIGHTH DISTRICT	12	978	1,616	113	2,707	1,099	528	1	154	1,628	1,079
NINTH DISTRICT	5	465	646	74	1,185	412	314	0	39	726	459
TENTH DISTRICT	8	757	1,446	30	2,233	1,015	416	2	1	1,433	800
ELEVENTH DISTRICT	5	606	687	24	1,317	539	167	2	0	708	609
TWELFTH DISTRICT	4	397	712	6	1,115	398	274	0	0	672	443
STATEWIDE	68	6,200	10,404	341	16,945	6,992	3,389	19	227	10,627	6,318



COURTS OF APPEALS
CRIMINAL CASELOADS
2002

	<i>NUMBER OF JUDGES</i>	<i>CASES PENDING JANUARY 1</i>	<i>NEW CASES FILED</i>	<i>TRANSFERRED IN OR REACTIVATED</i>	<i>TOTAL CASES</i>	<i>-----TERMINATED BY-----</i>				<i>TOTAL TERMIN- ATIONS</i>	<i>CASES PENDING DECEMBER 31</i>
						<i>DECISION OR OPINION</i>	<i>DIS- MISSAL</i>	<i>BANK- RUPTCY STAY</i>	<i>OTHER TERMIN- ATIONS</i>		
FIRST DISTRICT	6	241	450	12	703	281	152	0	0	433	270
SECOND DISTRICT	5	315	451	10	776	357	98	0	0	455	321
THIRD DISTRICT	4	113	258	11	382	182	104	0	0	286	96
FOURTH DISTRICT	4	111	197	1	309	123	71	0	0	194	115
FIFTH DISTRICT	6	279	465	12	756	378	129	0	0	507	249
SIXTH DISTRICT	5	191	274	9	474	162	106	0	0	268	206
SEVENTH DISTRICT	4	201	172	4	377	150	52	0	0	202	175
EIGHTH DISTRICT	12	437	690	59	1,186	484	256	0	44	784	402
NINTH DISTRICT	5	180	260	56	496	164	134	0	9	307	189
TENTH DISTRICT	8	167	340	16	523	297	71	0	0	368	155
ELEVENTH DISTRICT	5	271	226	13	510	223	40	0	0	263	247
TWELFTH DISTRICT	4	219	276	5	500	214	80	0	0	294	206
STATEWIDE	68	2,725	4,059	208	6,992	3,015	1,293	0	53	4,361	2,631

COURTS OF APPEALS
CIVIL APPEALS
2002

	<i>NUMBER OF JUDGES</i>	<i>CASES PENDING JANUARY 1</i>	<i>NEW CASES FILED</i>	<i>TRANSFERRED IN OR REACTIVATED</i>	<i>TOTAL CASES</i>	<i>-----TERMINATED BY-----</i>				<i>TOTAL TERMIN- ATIONS</i>	<i>CASES PENDING DECEMBER 31</i>
						<i>DECISION OR OPINION</i>	<i>DIS- MISSAL</i>	<i>BANK- RUPTCY STAY</i>	<i>OTHER TERMIN- ATIONS</i>		
FIRST DISTRICT	6	151	294	5	450	170	93	0	0	263	187
SECOND DISTRICT	5	139	286	2	427	142	76	0	0	218	209
THIRD DISTRICT	4	96	184	3	283	157	57	2	0	216	67
FOURTH DISTRICT	4	91	148	4	243	102	49	0	0	151	92
FIFTH DISTRICT	6	200	369	1	570	242	113	2	0	357	213
SIXTH DISTRICT	5	117	294	3	0	163	78	0	17	258	156
SEVENTH DISTRICT	4	162	195	2	359	138	60	0	0	198	161
EIGHTH DISTRICT	12	401	680	41	1,122	414	214	1	97	726	396
NINTH DISTRICT	5	184	256	7	447	166	97	0	24	287	160
TENTH DISTRICT	8	325	538	7	870	348	170	2	1	521	349
ELEVENTH DISTRICT	5	189	271	6	466	168	70	2	0	240	226
TWELFTH DISTRICT	4	69	189	1	259	73	82	0	0	155	104
STATEWIDE	68	2,124	3,704	82	5,910	2,283	1,159	9	139	3,590	2,320

**COURTS OF APPEALS
MISCELLANEOUS MATTERS
2002**

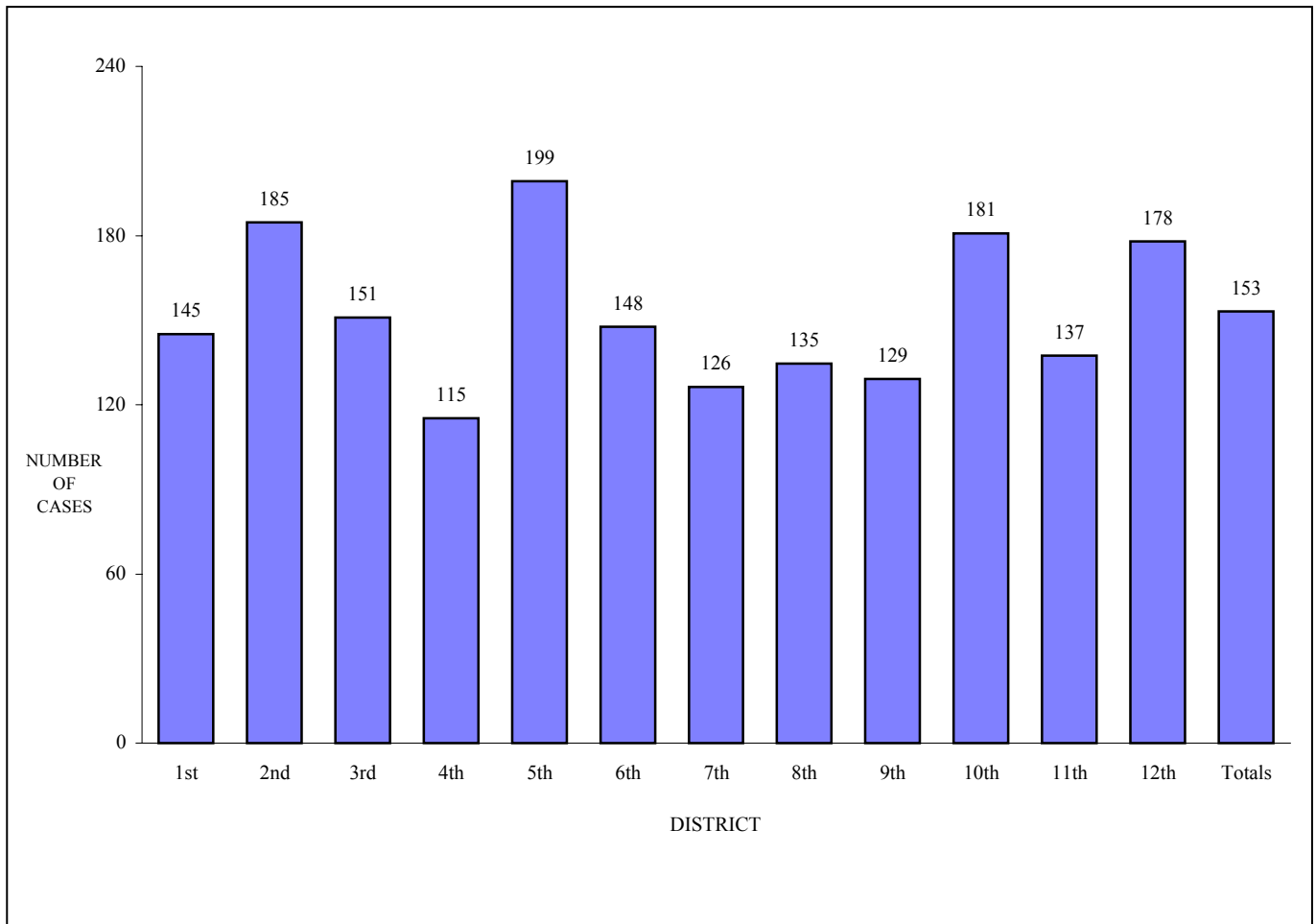
	<i>NUMBER OF JUDGES</i>	<i>CASES PENDING JANUARY 1</i>	<i>NEW CASES FILED</i>	<i>TRANSFERRED IN OR REACTIVATED</i>	<i>TOTAL CASES</i>	<i>-----TERMINATED BY-----</i>				<i>TOTAL TERMIN- ATIONS</i>	<i>CASES PENDING DECEMBER 31</i>
						<i>DECISION OR OPINION</i>	<i>DIS- MISSAL</i>	<i>BANK- RUPTCY STAY</i>	<i>OTHER TERMIN- ATIONS</i>		
FIRST DISTRICT	6	11	41	2	54	12	23	0	0	35	19
SECOND DISTRICT	5	13	33	0	46	27	3	0	0	30	16
THIRD DISTRICT	4	6	29	0	35	3	26	0	0	29	6
FOURTH DISTRICT	4	5	15	0	20	5	10	0	2	17	3
FIFTH DISTRICT	6	32	104	0	136	45	69	0	0	114	22
SIXTH DISTRICT	5	10	45	0	55	31	5	0	8	44	11
SEVENTH DISTRICT	4	16	35	0	51	24	10	0	0	34	17
EIGHTH DISTRICT	12	17	110	1	128	102	1	0	0	103	25
NINTH DISTRICT	5	12	28	6	46	2	28	0	2	32	14
TENTH DISTRICT	8	223	440	4	667	300	131	0	0	431	236
ELEVENTH DISTRICT	5	41	27	0	68	43	19	0	0	62	6
TWELFTH DISTRICT	4	12	63	0	75	18	38	0	0	56	19
STATEWIDE	68	398	970	13	1,381	612	363	0	12	987	394

*Miscellaneous matters include habeas corpus, original actions, administrative appeals, and appeals from the court of claims

COURTS OF APPEALS
DOMESTIC RELATIONS, JUVENILE AND PROBATE APPEALS
2002

	<i>NUMBER OF JUDGES</i>	<i>CASES PENDING JANUARY 1</i>	<i>NEW CASES FILED</i>	<i>TRANSFERRED IN OR REACTIVATED</i>	<i>TOTAL CASES</i>	<i>-----TERMINATED BY-----</i>				<i>TOTAL TERMIN- ATIONS</i>	<i>CASES PENDING DECEMBER 31</i>
						<i>DECISION OR OPINION</i>	<i>DIS- MISSAL</i>	<i>BANK- RUPTCY STAY</i>	<i>OTHER TERMIN- ATIONS</i>		
FIRST DISTRICT	6	51	85	5	141	46	60	0	0	106	35
SECOND DISTRICT	5	69	153	0	222	130	33	0	0	163	59
THIRD DISTRICT	4	41	133	2	176	96	23	0	0	119	57
FOURTH DISTRICT	4	43	101	0	144	58	27	0	1	86	58
FIFTH DISTRICT	6	107	258	4	369	164	85	0	0	249	120
SIXTH DISTRICT	5	73	125	0	198	70	45	1	5	121	77
SEVENTH DISTRICT	4	113	103	2	218	71	33	9	0	113	105
EIGHTH DISTRICT	12	110	136	12	258	99	57	0	13	169	89
NINTH DISTRICT	5	89	102	5	196	80	55	0	4	139	57
TENTH DISTRICT	8	42	128	3	173	70	44	0	0	114	59
ELEVENTH DISTRICT	5	105	163	5	273	105	38	0	0	143	130
TWELFTH DISTRICT	4	97	184	0	281	93	74	0	0	167	114
STATEWIDE	68	940	1,671	38	2,649	1,082	574	10	23	1,689	960

COURTS OF APPEALS
AVERAGE NEW CASES PER JUDGE
2002



***COURT OF CLAIMS
OVERALL CASELOAD
2002***

	<u>Judicial</u>	<u>Administrative</u>	<u>Total</u>
Cases Pending January 1, 2002	611	171	782
Cases Filed During 2002	457	594	1,051
Total Terminations	519	540	1,059
Cases Pending December 31, 2002	549	225	774

VICTIMS OF CRIME CLAIMS

Panel Commissioners

104	Objections Pending January 1, 2002
219	Objections Filed During 2002
232	Objections Terminated During 2002
91	Objections Pending December 31, 2002

Judges

12	Appeals Pending January 1, 2002
62	Appeals Filed During 2002
52	Appeals Terminated During 2002
22	Appeals Pending December 31, 2002

COURTS OF COMMON PLEAS - GENERAL DIVISION
COMPOSITE REPORT FORM FOR THE ENTIRE STATE
2002

	<u>PROFES- SIONAL TORT</u>	<u>PRODUCT LIABILITY</u>	<u>OTHER TORTS</u>	<u>WORKERS' COMPEN- SATION</u>	<u>FORE- CLOSURES</u>	<u>ADMINIS- TRATIVE APPEALS</u>	<u>COMPLEX LITI- GATION</u>	<u>OTHER CIVIL</u>	<u>CRIMINAL</u>	<u>TOTAL</u>
CASES PENDING BEGINNING OF YEAR	3,283	687	23,743	4,951	16,951	878	151	24,797	21,162	96,603
NEW CASES FILED	2,972	500	26,104	7,895	55,274	1,379	X	44,265	68,544	206,933
TRANSFERRED IN OR REACTIVATED CASES	476	113	2,637	812	4,445	135	102	2,730	10,519	21,969
TOTAL CASES	6,731	1,300	52,484	13,658	76,670	2,392	253	71,792	100,225	325,505
CASES TERMINATED BY:										
JURY TRIAL	159	14	610	67	22	5	6	290	1,711	2,884
COURT TRIAL	13	2	171	40	522	60	0	887	741	2,436
SETTLED OR DISMISSED PRIOR TO TRIAL	770	156	8,986	2,639	3,878	190	18	8,291	1,574	26,502
DISMISSAL	1,358	176	9,582	2,490	8,487	334	22	10,698	3,823	36,970
DISMISSAL: LACK OF SPEEDY TRIAL (CRIM.) OR WANT OF PROSECUTION (CIVIL)	66	11	580	176	1,136	43	2	1,199	99	3,312
MAGISTRATE	2	1	270	42	11,665	137	0	1,362	X	13,479
DIVERSION OR ARBITRATION	34	11	1,202	81	40	2	1	470	2,282	4,123
GUILTY/NO CONTEST TO ORIGINAL CHARGE (CRIMINAL) OR DEFAULT (CIVIL)	24	7	1,610	123	21,137	22	1	10,791	24,906	58,621
GUILTY/NO CONTEST TO REDUCED CHARGE	X	X	X	X	X	X	X	X	28,871	28,871
UNAVAILABILITY OF ACCUSED	2	0	9	2	12	0	0	14	6,847	6,886
TRANSFERRED OUT	371	254	2,284	873	424	71	5	2,356	5,263	11,901
REFERRED TO PRIVATE JUDGE	1	5	9	1	21	4	0	33	X	74
BANKRUPTCY STAY OR INTERLOCUTORY APPEAL	83	22	603	104	4,338	25	5	1,645	78	6,903
ALL OTHER TERMINATIONS	265	69	1,623	358	4,656	425	16	6,722	1,653	15,787
TOTAL TERMINATIONS	3,148	728	27,539	6,996	56,338	1,318	76	44,758	77,848	218,749
CASES PENDING END OF YEAR	3,583	572	24,945	6,662	20,332	1,074	177	27,034	22,377	106,756
TIME GUIDELINE (MONTHS)	24	24	24	12	12	9	36	24	6	X
CASES PENDING END OF YEAR BEYOND	222	27	212	511	715	222	12	1,222	2,217	6,015

COURTS OF COMMON PLEAS - GENERAL DIVISION
OVERALL CASELOADS
2002

COUNTY	NUMBER OF JUDGES	----- POPULATION -----		NEW FILINGS, TRANSFERS, AND REACTIVATIONS -----			----- TERMINATIONS -----		
		TOTAL	PER JUDGE	TOTAL	PER JUDGE	PER 1,000 POPULATION	TOTAL	PER JUDGE	PER 1,000 POPULATION
The judges of the following counties also have Domestic Relations, Probate, and Juvenile Division jurisdiction.									
ADAMS	1	27,330	27,330	413	413	15	414	414	15
HARRISON	1	15,856	15,856	179	179	11	152	152	10
HENRY	1	29,210	29,210	312	312	11	335	335	11
MORGAN	1	14,897	14,897	244	244	16	213	213	14
MORROW	1	31,628	31,628	445	445	14	358	358	11
NOBLE	1	14,058	14,058	161	161	11	140	140	10
WYANDOT	1	22,908	22,908	244	244	11	271	271	12
The judges of the following counties have General Division jurisdiction exclusively.									
ALLEN	2	108,473	54,237	1,922	961	18	1,878	939	17
AUGLAIZE	1	46,611	46,611	493	493	11	488	488	10
BUTLER	5	332,807	66,561	6,860	1,372	21	6,936	1,387	21
CLARK	3	144,742	48,247	2,745	915	19	2,609	870	18
CLERMONT	3	177,977	59,326	2,640	880	15	2,514	838	14
CUYAHOGA	34	1,393,978	40,999	47,698	1,403	34	46,364	1,364	33
ERIE	1	79,551	79,551	1,297	1,297	16	1,259	1,259	16
FAIRFIELD	2	122,759	61,380	1,505	753	12	1,433	717	12
FRANKLIN	16	1,068,978	66,811	26,192	1,637	25	24,779	1,549	23
GREENE	2	147,886	73,943	1,902	951	13	1,873	937	13
HAMILTON	16	845,303	52,831	21,053	1,316	25	19,672	1,230	23
LAKE	3	227,511	75,837	3,217	1,072	14	3,064	1,021	13
LICKING	2	145,491	72,746	2,132	1,066	15	2,158	1,079	15
LORAIN	5	284,664	56,933	6,275	1,255	22	5,722	1,144	20
LUCAS	10	455,054	45,505	8,626	863	19	8,015	802	18
MAHONING	5	257,555	51,511	5,934	1,187	23	5,454	1,091	21
MARION	2	66,217	33,109	1,531	766	23	1,407	704	21
MEDINA	2	151,095	75,548	2,020	1,010	13	1,923	962	13
MONTGOMERY	11	559,062	50,824	14,359	1,305	26	13,821	1,256	25
PORTAGE	2	152,061	76,031	1,876	938	12	1,865	933	12
RICHLAND	2	128,852	64,426	2,319	1,160	18	2,078	1,039	16
SCIOTO	2	79,195	39,598	1,321	661	17	1,259	630	16
STARK	5	378,098	75,620	6,500	1,300	17	6,178	1,236	16
SUMMIT	8	542,899	67,862	12,488	1,561	23	11,886	1,486	22
TRUMBULL	4	225,116	56,279	3,941	985	18	3,781	945	17
WARREN	2	158,383	79,192	2,255	1,128	14	2,161	1,081	14
The judges of the following counties also have Domestic Relations Division jurisdiction.									
ASHLAND	1	52,523	52,523	523	523	10	497	497	9
ASHTABULA	3	102,728	34,243	1,664	555	16	1,712	571	17
ATHENS	2	62,223	31,112	735	368	12	683	342	11
BELMONT	2	70,226	35,113	830	415	12	778	389	11
BROWN	1	42,285	42,285	615	615	15	639	639	15
CARROLL	1	28,836	28,836	306	306	11	297	297	10
CHAMPAIGN	1	38,890	38,890	671	671	17	602	602	15
CLINTON	1	40,543	40,543	650	650	16	612	612	15
COLUMBIANA	2	112,075	56,038	1,523	762	14	1,488	744	13
COSHOCTON	1	36,655	36,655	571	571	16	547	547	15
CRAWFORD	1	46,966	46,966	629	629	13	635	635	14
DARKE	1	53,309	53,309	613	613	11	576	576	11

COURTS OF COMMON PLEAS - GENERAL DIVISION

OVERALL CASELOADS (continued)

2002

COUNTY	NUMBER OF JUDGES	----- POPULATION -----		NEW FILINGS, TRANSFERS, ----- AND REACTIVATIONS -----			----- TERMINATIONS -----		
		TOTAL	PER JUDGE	TOTAL	PER JUDGE	PER 1,000 POPULATION	TOTAL	PER JUDGE	PER 1,000 POPULATION
DEFIANCE	1	39,500	39,500	617	617	16	563	563	14
DELAWARE	2	109,989	54,995	1,490	745	14	1,384	692	13
FAYETTE	1	28,433	28,433	400	400	14	373	373	13
FULTON	1	42,084	42,084	396	396	9	446	446	11
GALLIA	1	31,069	31,069	406	406	13	392	392	13
GEAUGA	2	90,895	45,448	989	495	11	920	460	10
GUERNSEY	1	40,792	40,792	547	547	13	490	490	12
HANCOCK	2	71,295	35,648	858	429	12	792	396	11
HARDIN	1	31,945	31,945	342	342	11	316	316	10
HIGHLAND	1	40,875	40,875	603	603	15	616	616	15
HOCKING	1	28,241	28,241	467	467	17	474	474	17
HOLMES	1	38,943	38,943	436	436	11	453	453	12
HURON	1	59,487	59,487	652	652	11	682	682	11
JACKSON	1	32,641	32,641	511	511	16	464	464	14
JEFFERSON	2	73,894	36,947	795	398	11	759	380	10
KNOX	1	54,500	54,500	617	617	11	530	530	10
LAWRENCE	2	62,319	31,160	839	420	13	794	397	13
LOGAN	1	46,005	46,005	807	807	18	865	865	19
MADISON	1	40,213	40,213	515	515	13	461	461	11
MEIGS	1	23,072	23,072	203	203	9	209	209	9
MERCER	1	40,924	40,924	368	368	9	338	338	8
MIAMI	2	98,868	49,434	1,258	629	13	1,223	612	12
MONROE	1	15,180	15,180	222	222	15	249	249	16
MUSKINGUM	2	84,585	42,293	1,121	561	13	1,051	526	12
OTTAWA	1	40,985	40,985	533	533	13	490	490	12
PAULDING	1	20,293	20,293	364	364	18	306	306	15
PERRY	1	34,078	34,078	372	372	11	374	374	11
PICKAWAY	1	52,727	52,727	647	647	12	600	600	11
PIKE	1	27,695	27,695	404	404	15	429	429	15
PREBLE	1	42,337	42,337	612	612	14	547	547	13
PUTNAM	1	34,726	34,726	233	233	7	237	237	7
ROSS	2	73,345	36,673	1,007	504	14	954	477	13
SANDUSKY	2	61,792	30,896	807	404	13	719	360	12
SENECA	2	58,683	29,342	725	363	12	705	353	12
SHELBY	1	47,910	47,910	705	705	15	700	700	15
TUSCARAWAS	2	90,914	45,457	1,341	671	15	1,230	615	14
UNION	1	40,909	40,909	535	535	13	465	465	11
VAN WERT	1	29,659	29,659	801	801	27	809	809	27
VINTON	1	12,806	12,806	210	210	16	260	260	20
WASHINGTON	2	63,251	31,626	1,012	506	16	935	468	15
WAYNE	2	111,564	55,782	981	491	9	986	493	9
WILLIAMS	1	39,188	39,188	430	430	11	418	418	11
WOOD	3	121,065	40,355	1,295	432	11	1,216	405	10
STATEWIDE	232	11,353,140	48,936	228,902	987	20	218,750	943	19

All population figures based on estimated 2001 U.S.Census

COURTS OF COMMON PLEAS - GENERAL DIVISION
PROFESSIONAL TORT OVERALL CASELOADS
2002

<u>COUNTY</u>	<u>CASES PENDING JANUARY 1</u>	<u>NEW FILINGS</u>	<u>REACTIVATIONS AND TRANSFERS</u>	<u>TOTAL CASES</u>	<u>TOTAL TERMIN- ATIONS</u>	<u>CLEARANCE RATE</u>	<u>CASES PENDING DECEMBER 31</u>	<u>CASES PENDING BEYOND TIME GUIDELINES</u>
ADAMS	0	3	0	3	1	33.3%	2	0
ALLEN	35	21	4	60	26	104.0%	34	2
ASHLAND	4	4	0	8	5	125.0%	3	0
ASHTABULA	20	27	6	53	26	78.8%	27	2
ATHENS	6	6	0	12	3	50.0%	9	0
AUGLAIZE	3	6	1	10	6	85.7%	4	0
BELMONT	5	6	1	12	6	85.7%	6	0
BROWN	5	0	1	6	2	-	4	4
BUTLER	45	30	6	81	41	113.9%	40	3
CARROLL	0	0	0	0	0	-	0	0
CHAMPAIGN	0	1	1	2	1	50.0%	1	0
CLARK	28	18	1	47	12	63.2%	35	3
CLERMONT	28	12	0	40	19	158.3%	21	4
CLINTON	8	4	0	12	6	150.0%	6	1
COLUMBIANA	11	20	6	37	16	61.5%	21	1
COSHOCTON	7	4	0	11	5	125.0%	6	0
CRAWFORD	6	6	0	12	8	133.3%	4	0
CUYAHOGA	801	931	155	1,887	892	82.1%	995	53
DARKE	4	1	2	7	3	100.0%	4	0
DEFIANCE	8	4	4	16	7	87.5%	9	0
DELAWARE	6	11	2	19	9	69.2%	10	0
ERIE	36	15	0	51	21	140.0%	30	5
FAIRFIELD	20	20	3	43	19	82.6%	24	1
FAYETTE	2	4	0	6	1	25.0%	5	1
FRANKLIN	438	348	48	834	330	83.3%	504	38
FULTON	1	0	0	1	1	-	0	0
GALLIA	10	9	0	19	9	100.0%	10	0
GEAUGA	11	10	2	23	11	91.7%	12	0
GREENE	8	5	0	13	9	180.0%	4	0
GUERNSEY	7	4	1	12	8	160.0%	4	0
HAMILTON	328	242	13	583	249	97.6%	334	30
HANCOCK	13	15	0	28	11	73.3%	17	0
HARDIN	4	3	0	7	4	133.3%	3	0
HARRISON	0	0	0	0	0	-	0	0
HENRY	5	3	0	8	4	133.3%	4	0
HIGHLAND	6	3	0	9	3	100.0%	6	2
HOCKING	3	0	0	3	3	-	0	0
HOLMES	1	3	0	4	3	100.0%	1	0
HURON	9	10	2	21	9	75.0%	12	0
JACKSON	2	3	0	5	2	66.7%	3	0
JEFFERSON	18	10	3	31	21	161.5%	10	1
KNOX	7	5	0	12	5	100.0%	7	2
LAKE	42	38	8	88	42	91.3%	46	0
LAWRENCE	5	5	1	11	7	116.7%	4	0
LICKING	11	14	3	28	11	64.7%	17	0
LOGAN	4	2	0	6	4	200.0%	2	1
LORAIN	75	55	3	133	70	120.7%	63	7
LUCAS	262	179	16	457	213	109.2%	244	4

COURTS OF COMMON PLEAS - GENERAL DIVISION
PROFESSIONAL TORT OVERALL CASELOADS (continued)
2002

<u>COUNTY</u>	<u>CASES PENDING JANUARY 1</u>	<u>NEW FILINGS</u>	<u>REACTIVATIONS AND TRANSFERS</u>	<u>TOTAL CASES</u>	<u>TOTAL TERMIN- ATIONS</u>	<u>CLEARANCE RATE</u>	<u>CASES PENDING DECEMBER 31</u>	<u>CASES PENDING BEYOND TIME GUIDELINES</u>
MADISON	3	1	1	5	3	150.0%	2	0
MAHONING	159	122	50	331	141	82.0%	190	21
MARION	12	17	0	29	10	58.8%	19	1
MEDINA	17	13	0	30	20	153.8%	10	0
MEIGS	0	0	0	0	0	-	0	0
MERCER	3	5	2	10	4	57.1%	6	1
MIAMI	7	8	0	15	6	75.0%	9	0
MONROE	1	0	0	1	1	-	0	0
MONTGOMERY	169	164	17	350	165	91.2%	185	5
MORGAN	0	0	0	0	0	-	0	0
MORROW	4	1	2	7	3	100.0%	4	0
MUSKINGUM	21	17	1	39	16	88.9%	23	1
NOBLE	1	0	0	1	1	-	0	0
OTTAWA	3	4	0	7	1	25.0%	6	0
PAULDING	7	2	0	9	4	200.0%	5	0
PERRY	0	1	0	1	0	0.0%	1	0
PICKAWAY	4	6	0	10	4	66.7%	6	0
PIKE	4	0	0	4	2	-	2	1
PORTAGE	31	11	0	42	20	181.8%	22	1
PREBLE	0	2	0	2	1	50.0%	1	0
PUTNAM	0	0	0	0	0	-	0	0
RICHLAND	41	29	8	78	32	86.5%	46	1
ROSS	17	12	1	30	14	107.7%	16	2
SANDUSKY	7	6	0	13	4	66.7%	9	0
SCIOTO	22	19	0	41	19	100.0%	22	3
SENECA	7	13	3	23	11	68.8%	12	1
SHELBY	2	5	0	7	7	140.0%	0	0
STARK	66	113	28	207	124	87.9%	83	1
SUMMIT	190	178	51	419	242	105.7%	177	9
TRUMBULL	61	54	11	126	63	96.9%	63	7
TUSCARAWAS	9	11	4	24	9	60.0%	15	0
UNION	0	1	0	1	0	0.0%	1	0
VAN WERT	16	6	1	23	16	228.6%	7	0
VINTON	0	0	0	0	0	-	0	0
WARREN	9	4	1	14	7	140.0%	7	0
WASHINGTON	14	9	0	23	11	122.2%	12	2
WAYNE	9	4	2	15	13	216.7%	2	0
WILLIAMS	2	2	0	4	1	50.0%	3	0
WOOD	6	12	0	18	9	75.0%	9	0
WYANDOT	1	0	0	1	0	-	1	0
STATEWIDE	3,283	2,972	476	6,731	3,148	91.3%	3,583	222

COURTS OF COMMON PLEAS - GENERAL DIVISION

PROFESSIONAL TORT TERMINATIONS

2002

COUNTY	JURY TRIAL	COURT TRIAL	SETTLED OR		FOR WANT OF PROSECUTION	MAGISTRATE	DIVERSION OR ARBITRATION	DEFAULT	UNAVAILABILITY OF PARTY	TRANSFERRED OUT	PRIVATE JUDGE REFERRAL	BANKRUPTCY		OTHER TERMINATIONS	TOTAL TERMINATIONS
			DISMISSED PRE TRIAL	DISMISSAL								STAY / INTER-LOCUTORY APPEAL			
ADAMS	0	0	0	0	0	0	0	0	0	1	0	0	0	1	
ALLEN	3	0	14	7	0	0	0	0	0	1	0	1	0	26	
ASHLAND	0	0	2	1	0	0	0	0	0	1	0	0	1	5	
ASHTABULA	0	0	5	11	0	0	0	0	0	6	0	0	4	26	
ATHENS	1	0	0	1	0	0	0	0	0	1	0	0	0	3	
AUGLAIZE	0	0	3	2	0	0	0	0	0	1	0	0	0	6	
BELMONT	0	0	4	0	0	0	0	0	0	0	0	0	2	6	
BROWN	0	0	1	0	1	0	0	0	0	0	0	0	0	2	
BUTLER	3	0	11	13	0	0	0	0	0	8	0	2	4	41	
CARROLL	0	0	0	0	0	0	0	0	0	0	0	0	0	0	
CHAMPAIGN	0	0	1	0	0	0	0	0	0	0	0	0	0	1	
CLARK	0	0	8	2	0	0	0	0	0	0	0	0	2	12	
CLERMONT	2	0	5	8	0	0	0	2	0	1	0	0	1	19	
CLINTON	0	1	4	0	0	0	0	0	0	1	0	0	0	6	
COLUMBIANA	0	0	3	1	2	0	0	0	0	4	0	3	3	16	
COSHOCTON	0	0	1	3	0	0	0	0	0	0	0	0	1	5	
CRAWFORD	1	0	3	4	0	0	0	0	0	0	0	0	0	8	
CUYAHOGA	33	1	4	640	0	0	6	5	0	132	0	19	52	892	
DARKE	0	0	2	0	0	0	0	0	0	0	0	1	0	3	
DEFIANCE	0	0	0	3	0	0	0	0	0	0	0	4	0	7	
DELAWARE	0	1	5	0	0	1	0	0	0	2	0	0	0	9	
ERIE	0	0	7	3	0	0	0	1	0	9	0	0	1	21	
FAIRFIELD	0	1	3	7	0	0	0	0	0	4	0	0	4	19	
FAYETTE	0	0	1	0	0	0	0	0	0	0	0	0	0	1	
FRANKLIN	15	1	55	173	19	1	1	3	0	25	0	11	26	330	
FULTON	0	0	1	0	0	0	0	0	0	0	0	0	0	1	
GALLIA	4	0	3	2	0	0	0	0	0	0	0	0	0	9	
GEAUGA	0	0	5	1	0	0	0	0	0	2	0	1	2	11	
GREENE	0	0	4	2	0	0	0	0	0	0	0	1	2	9	
GUERNSEY	1	2	3	1	0	0	0	0	0	0	0	0	1	8	
HAMILTON	7	1	150	11	15	0	3	1	0	20	0	3	38	249	
HANCOCK	0	0	9	0	0	0	0	0	1	0	0	0	1	11	
HARDIN	0	0	2	1	0	0	0	0	0	0	0	0	1	4	
HARRISON	0	0	0	0	0	0	0	0	0	0	0	0	0	0	
HENRY	0	0	1	0	0	0	0	0	0	0	0	0	3	4	
HIGHLAND	0	1	1	0	0	0	0	0	0	0	0	0	1	3	
HOCKING	0	0	2	1	0	0	0	0	0	0	0	0	0	3	
HOLMES	0	0	1	1	0	0	0	0	0	0	0	0	1	3	
HURON	1	0	2	1	0	0	0	0	0	1	0	0	4	9	
JACKSON	0	0	0	2	0	0	0	0	0	0	0	0	0	2	
JEFFERSON	0	0	5	9	0	0	0	0	0	2	0	3	2	21	
KNOX	0	0	5	0	0	0	0	0	0	0	0	0	0	5	
LAKE	3	0	18	12	0	0	0	0	0	5	0	2	2	42	
LAWRENCE	1	0	0	4	0	0	0	0	0	1	0	0	1	7	
LICKING	0	0	5	3	0	0	0	1	0	0	0	0	2	11	
LOGAN	2	0	0	1	0	0	0	0	0	0	0	0	1	4	
LORAIN	5	0	24	29	1	0	1	0	0	5	0	1	4	70	
LUCAS	17	1	56	95	2	0	0	0	0	8	0	4	30	213	

COURTS OF COMMON PLEAS - GENERAL DIVISION

PROFESSIONAL TORT TERMINATIONS (continued)

2002

COUNTY	JURY TRIAL	COURT TRIAL	SETTLED OR		FOR WANT OF PROSECUTION	MAGISTRATE	DIVERSION OR ARBITRATION	DEFAULT	UNAVAILABILITY OF PARTY	TRANSFERRED OUT	PRIVATE JUDGE REFERRAL	BANKRUPTCY		TOTAL TERMINATIONS
			DISMISSED PRE TRIAL	DISMISSAL								STAY / INTER-LOCUTORY APPEAL	OTHER TERMINATIONS	
MADISON	1	0	1	1	0	0	0	0	0	0	0	0	0	3
MAHONING	6	0	23	58	0	0	3	6	1	20	0	6	18	141
MARION	1	0	1	7	1	0	0	0	0	0	0	0	0	10
MEDINA	4	0	12	1	2	0	0	0	0	1	0	0	0	20
MEIGS	0	0	0	0	0	0	0	0	0	0	0	0	0	0
MERCER	1	0	0	0	1	0	1	0	0	0	0	0	1	4
MIAMI	1	0	2	3	0	0	0	0	0	0	0	0	0	6
MONROE	1	0	0	0	0	0	0	0	0	0	0	0	0	1
MONTGOMERY	8	0	28	97	1	0	0	1	0	17	0	5	8	165
MORGAN	0	0	0	0	0	0	0	0	0	0	0	0	0	0
MORROW	0	0	1	0	0	0	0	0	0	2	0	0	0	3
MUSKINGUM	0	0	6	10	0	0	0	0	0	0	0	0	0	16
NOBLE	0	0	0	1	0	0	0	0	0	0	0	0	0	1
OTTAWA	0	0	1	0	0	0	0	0	0	0	0	0	0	1
PAULDING	1	0	3	0	0	0	0	0	0	0	0	0	0	4
PERRY	0	0	0	0	0	0	0	0	0	0	0	0	0	0
PICKAWAY	0	0	0	4	0	0	0	0	0	0	0	0	0	4
PIKE	0	0	2	0	0	0	0	0	0	0	0	0	0	2
PORTAGE	1	0	10	5	0	0	0	0	0	2	1	0	1	20
PREBLE	0	0	0	1	0	0	0	0	0	0	0	0	0	1
PUTNAM	0	0	0	0	0	0	0	0	0	0	0	0	0	0
RICHLAND	3	0	22	0	0	0	0	1	0	2	0	1	3	32
ROSS	0	0	5	4	0	0	0	0	0	4	0	1	0	14
SANDUSKY	0	0	0	4	0	0	0	0	0	0	0	0	0	4
SCIOTO	2	0	0	14	1	0	0	1	0	1	0	0	0	19
SENECA	1	0	5	1	0	0	2	0	0	0	0	1	1	11
SHELBY	0	0	1	2	3	0	0	0	0	0	0	0	1	7
STARK	7	0	52	7	15	0	10	1	0	27	0	0	5	124
SUMMIT	15	0	84	58	1	0	7	0	0	46	0	11	20	242
TRUMBULL	2	3	39	7	0	0	0	1	0	7	0	1	3	63
TUSCARAWAS	0	0	6	0	1	0	0	0	0	0	0	1	1	9
UNION	0	0	0	0	0	0	0	0	0	0	0	0	0	0
VAN WERT	2	0	4	7	0	0	0	0	0	1	0	0	2	16
VINTON	0	0	0	0	0	0	0	0	0	0	0	0	0	0
WARREN	1	0	6	0	0	0	0	0	0	0	0	0	0	7
WASHINGTON	0	0	3	7	0	0	0	0	0	0	0	0	1	11
WAYNE	1	0	7	3	0	0	0	0	0	0	0	0	2	13
WILLIAMS	0	0	1	0	0	0	0	0	0	0	0	0	0	1
WOOD	1	0	6	1	0	0	0	0	0	0	0	0	1	9
WYANDOT	0	0	0	0	0	0	0	0	0	0	0	0	0	0
STATEWIDE	159	13	770	1,358	66	2	34	24	2	371	1	83	265	3,148

COURTS OF COMMON PLEAS - GENERAL DIVISION
PRODUCT LIABILITY OVERALL CASELOADS
2002

<u>COUNTY</u>	<u>CASES PENDING JANUARY 1</u>	<u>NEW FILINGS</u>	<u>REACTIVATIONS AND TRANSFERS</u>	<u>TOTAL CASES</u>	<u>TOTAL TERMIN- ATIONS</u>	<u>CLEARANCE RATE</u>	<u>CASES PENDING DECEMBER 31</u>	<u>CASES PENDING BEYOND TIME GUIDELINES</u>
ADAMS	0	1	0	1	0	0.0%	1	0
ALLEN	6	3	0	9	6	200.0%	3	0
ASHLAND	0	4	0	4	1	25.0%	3	0
ASHTABULA	6	1	0	7	4	400.0%	3	0
ATHENS	2	0	1	3	3	-	0	0
AUGLAIZE	1	1	0	2	1	100.0%	1	0
BELMONT	6	4	0	10	2	50.0%	8	2
BROWN	0	1	0	1	0	0.0%	1	0
BUTLER	151	21	22	194	177	411.6%	17	0
CARROLL	0	0	0	0	0	-	0	0
CHAMPAIGN	1	2	0	3	1	50.0%	2	0
CLARK	4	2	0	6	3	150.0%	3	0
CLERMONT	8	6	0	14	6	100.0%	8	2
CLINTON	3	3	0	6	4	133.3%	2	0
COLUMBIANA	3	4	2	9	4	66.7%	5	0
COSHOCTON	2	1	0	3	1	100.0%	2	0
CRAWFORD	3	2	0	5	2	100.0%	3	0
CUYAHOGA	144	110	30	284	134	95.7%	150	62
DARKE	1	2	1	4	3	100.0%	1	0
DEFIANCE	1	0	0	1	1	-	0	0
DELAWARE	2	3	0	5	1	33.3%	4	0
ERIE	7	2	1	10	3	100.0%	7	5
FAIRFIELD	2	0	0	2	1	-	1	0
FAYETTE	1	0	0	1	1	-	0	0
FRANKLIN	64	50	14	128	61	95.3%	67	6
FULTON	1	0	0	1	1	-	0	0
GALLIA	0	1	0	1	1	100.0%	0	0
GEAUGA	4	6	0	10	5	83.3%	5	0
GREENE	11	18	0	29	12	66.7%	17	3
GUERNSEY	0	1	0	1	1	100.0%	0	0
HAMILTON	62	67	3	132	64	91.4%	68	3
HANCOCK	3	3	0	6	2	66.7%	4	1
HARDIN	0	1	0	1	0	0.0%	1	0
HARRISON	0	1	0	1	0	0.0%	1	0
HENRY	1	0	0	1	0	-	1	0
HIGHLAND	2	1	0	3	1	100.0%	2	1
HOCKING	0	0	0	0	0	-	0	0
HOLMES	0	2	0	2	0	0.0%	2	0
HURON	5	0	0	5	3	-	2	1
JACKSON	0	0	0	0	0	-	0	0
JEFFERSON	5	4	3	12	8	114.3%	4	0
KNOX	0	0	0	0	0	-	0	0
LAKE	11	3	4	18	12	171.4%	6	0
LAWRENCE	4	3	0	7	1	33.3%	6	1
LICKING	2	1	1	4	3	150.0%	1	0
LOGAN	1	0	0	1	1	-	0	0
LORAIN	0	0	0	0	0	-	0	0
LUCAS	30	34	6	70	33	82.5%	37	3

COURTS OF COMMON PLEAS - GENERAL DIVISION
PRODUCT LIABILITY OVERALL CASELOADS (continued)
2002

<i>COUNTY</i>	<i>CASES PENDING JANUARY 1</i>	<i>NEW FILINGS</i>	<i>REACTIVATIONS AND TRANSFERS</i>	<i>TOTAL CASES</i>	<i>TOTAL TERMIN- ATIONS</i>	<i>CLEARANCE RATE</i>	<i>CASES PENDING DECEMBER 31</i>	<i>CASES PENDING BEYOND TIME GUIDELINES</i>
MADISON	0	0	0	0	0	-	0	0
MAHONING	7	6	1	14	9	128.6%	5	1
MARION	0	2	0	2	1	50.0%	1	0
MEDINA	6	12	1	19	6	46.2%	13	0
MEIGS	0	0	0	0	0	-	0	0
MERCER	2	1	0	3	2	200.0%	1	0
MIAMI	6	10	1	17	7	63.6%	10	0
MONROE	0	0	0	0	0	-	0	0
MONTGOMERY	27	29	1	57	37	123.3%	20	1
MORGAN	0	0	0	0	0	-	0	0
MORROW	1	1	0	2	2	200.0%	0	0
MUSKINGUM	3	4	0	7	3	75.0%	4	0
NOBLE	0	0	0	0	0	-	0	0
OTTAWA	1	0	0	1	0	-	1	1
PAULDING	1	1	0	2	2	200.0%	0	0
PERRY	0	0	0	0	0	-	0	0
PICKAWAY	2	0	0	2	2	-	0	0
PIKE	0	0	0	0	0	-	0	0
PORTAGE	9	2	0	11	4	200.0%	7	0
PREBLE	2	0	0	2	2	-	0	0
PUTNAM	0	0	0	0	0	-	0	0
RICHLAND	0	1	1	2	1	50.0%	1	0
ROSS	4	1	0	5	2	200.0%	3	1
SANDUSKY	1	2	0	3	1	50.0%	2	0
SCIOTO	3	2	0	5	4	200.0%	1	0
SENECA	3	1	0	4	3	300.0%	1	0
SHELBY	0	2	0	2	1	50.0%	1	0
STARK	11	22	3	36	27	108.0%	9	0
SUMMIT	13	11	6	30	17	100.0%	13	0
TRUMBULL	11	1	10	22	13	118.2%	9	3
TUSCARAWAS	0	2	0	2	0	0.0%	2	0
UNION	0	1	0	1	0	0.0%	1	0
VAN WERT	2	1	0	3	2	200.0%	1	0
VINTON	0	0	0	0	0	-	0	0
WARREN	4	9	1	14	5	50.0%	9	0
WASHINGTON	1	0	0	1	1	-	0	0
WAYNE	1	2	0	3	1	50.0%	2	0
WILLIAMS	3	3	0	6	3	100.0%	3	0
WOOD	3	2	0	5	2	100.0%	3	0
WYANDOT	0	0	0	0	0	-	0	0
STATEWIDE	687	500	113	1,300	728	118.8%	572	97

COURTS OF COMMON PLEAS - GENERAL DIVISION

PRODUCT LIABILITY TERMINATIONS

2002

COUNTY	JURY TRIAL	COURT TRIAL	SETTLED OR		FOR WANT OF PROSECUTION	MAGISTRATE	DIVERSION OR ARBITRATION	DEFAULT	UNAVAILABILITY OF PARTY	TRANSFERRED OUT	PRIVATE JUDGE REFERRAL	BANKRUPTCY		OTHER TERMINATIONS	TOTAL TERMINATIONS
			DISMISSED PRE TRIAL	DISMISSAL								STAY / INTER-LOCUTORY APPEAL			
ADAMS	0	0	0	0	0	0	0	0	0	0	0	0	0	0	0
ALLEN	0	1	3	1	0	0	0	0	0	0	0	1	0	0	6
ASHLAND	0	0	0	1	0	0	0	0	0	0	0	0	0	0	1
ASHTABULA	0	0	3	1	0	0	0	0	0	0	0	0	0	0	4
ATHENS	0	0	0	1	0	0	0	0	0	0	0	0	0	2	3
AUGLAIZE	0	0	1	0	0	0	0	0	0	0	0	0	0	0	1
BELMONT	0	0	0	0	0	0	0	0	0	1	0	1	0	0	2
BROWN	0	0	0	0	0	0	0	0	0	0	0	0	0	0	0
BUTLER	0	0	2	2	0	0	0	0	0	154	0	0	19	177	
CARROLL	0	0	0	0	0	0	0	0	0	0	0	0	0	0	0
CHAMPAIGN	0	0	1	0	0	0	0	0	0	0	0	0	0	0	1
CLARK	0	0	2	1	0	0	0	0	0	0	0	0	0	0	3
CLERMONT	0	0	1	3	0	0	0	0	0	1	0	0	1	6	
CLINTON	0	0	4	0	0	0	0	0	0	0	0	0	0	4	
COLUMBIANA	0	0	1	0	0	0	0	0	0	2	0	0	1	4	
COSHOCTON	0	0	0	1	0	0	0	0	0	0	0	0	0	1	
CRAWFORD	0	0	2	0	0	0	0	0	0	0	0	0	0	2	
CUYAHOGA	2	0	0	79	0	0	5	3	0	36	0	3	6	134	
DARKE	1	0	1	0	0	0	0	0	0	0	0	0	1	3	
DEFIANCE	0	0	1	0	0	0	0	0	0	0	0	0	0	1	
DELAWARE	0	0	1	0	0	0	0	0	0	0	0	0	0	1	
ERIE	1	0	1	0	0	0	0	0	0	1	0	0	0	3	
FAIRFIELD	0	0	0	0	0	0	0	0	0	0	0	1	0	1	
FAYETTE	0	0	0	1	0	0	0	0	0	0	0	0	0	1	
FRANKLIN	1	0	12	20	5	1	0	1	0	7	0	6	8	61	
FULTON	0	0	1	0	0	0	0	0	0	0	0	0	0	1	
GALLIA	0	0	1	0	0	0	0	0	0	0	0	0	0	1	
GEAUGA	0	0	2	3	0	0	0	0	0	0	0	0	0	5	
GREENE	0	0	1	9	0	0	0	0	0	1	0	1	0	12	
GUERNSEY	0	0	1	0	0	0	0	0	0	0	0	0	0	1	
HAMILTON	1	0	23	1	2	0	2	1	0	16	0	0	18	64	
HANCOCK	0	0	2	0	0	0	0	0	0	0	0	0	0	2	
HARDIN	0	0	0	0	0	0	0	0	0	0	0	0	0	0	
HARRISON	0	0	0	0	0	0	0	0	0	0	0	0	0	0	
HENRY	0	0	0	0	0	0	0	0	0	0	0	0	0	0	
HIGHLAND	0	0	0	1	0	0	0	0	0	0	0	0	0	1	
HOCKING	0	0	0	0	0	0	0	0	0	0	0	0	0	0	
HOLMES	0	0	0	0	0	0	0	0	0	0	0	0	0	0	
HURON	0	0	2	1	0	0	0	0	0	0	0	0	0	3	
JACKSON	0	0	0	0	0	0	0	0	0	0	0	0	0	0	
JEFFERSON	0	0	1	1	0	0	0	0	0	4	2	0	0	8	
KNOX	0	0	0	0	0	0	0	0	0	0	0	0	0	0	
LAKE	0	0	5	1	1	0	0	0	0	5	0	0	0	12	
LAWRENCE	0	0	0	0	0	0	0	0	0	1	0	0	0	1	
LICKING	0	0	0	2	0	0	0	0	0	1	0	0	0	3	
LOGAN	0	0	0	1	0	0	0	0	0	0	0	0	0	1	
LORAIN	0	0	0	0	0	0	0	0	0	0	0	0	0	0	
LUCAS	0	0	12	11	0	0	0	1	0	3	0	2	4	33	

COURTS OF COMMON PLEAS - GENERAL DIVISION

PRODUCT LIABILITY TERMINATIONS (continued)

2002

COUNTY	JURY TRIAL	COURT TRIAL	SETTLED OR DISMISSED PRE TRIAL	DIS-MISSAL	FOR WANT OF PROSECUTION	MAGISTRATE	DIVERSION OR ARBITRATION	DE-FAULT	UNAVAILABILITY OF PARTY	TRANSFERRED OUT	PRIVATE JUDGE REFERRAL	BANKRUPTCY		TOTAL TERMINATIONS
												STAY / INTER-LOCUTORY APPEAL	OTHER TERMINATIONS	
MADISON	0	0	0	0	0	0	0	0	0	0	0	0	0	0
MAHONING	0	0	4	3	0	0	0	0	0	2	0	0	0	9
MARION	0	0	0	0	0	0	0	0	0	0	0	1	0	1
MEDINA	0	0	5	0	0	0	0	0	0	1	0	0	0	6
MEIGS	0	0	0	0	0	0	0	0	0	0	0	0	0	0
MERCER	0	0	2	0	0	0	0	0	0	0	0	0	0	2
MIAMI	1	0	5	0	0	0	0	0	0	0	0	1	0	7
MONROE	0	0	0	0	0	0	0	0	0	0	0	0	0	0
MONTGOMERY	2	0	16	14	0	0	1	0	0	4	0	0	0	37
MORGAN	0	0	0	0	0	0	0	0	0	0	0	0	0	0
MORROW	0	0	0	1	0	0	0	0	0	0	0	1	0	2
MUSKINGUM	0	0	1	2	0	0	0	0	0	0	0	0	0	3
NOBLE	0	0	0	0	0	0	0	0	0	0	0	0	0	0
OTTAWA	0	0	0	0	0	0	0	0	0	0	0	0	0	0
PAULDING	0	0	1	0	0	0	0	0	0	1	0	0	0	2
PERRY	0	0	0	0	0	0	0	0	0	0	0	0	0	0
PICKAWAY	1	0	0	1	0	0	0	0	0	0	0	0	0	2
PIKE	0	0	0	0	0	0	0	0	0	0	0	0	0	0
PORTAGE	0	0	1	2	0	0	0	0	0	0	0	0	1	4
PREBLE	0	0	0	2	0	0	0	0	0	0	0	0	0	2
PUTNAM	0	0	0	0	0	0	0	0	0	0	0	0	0	0
RICHLAND	0	0	1	0	0	0	0	0	0	0	0	0	0	1
ROSS	0	0	1	0	0	0	0	0	0	0	0	1	0	2
SANDUSKY	0	0	0	0	0	0	0	0	0	1	0	0	0	1
SCIOTO	0	0	2	1	0	0	0	0	0	1	0	0	0	4
SENECA	1	0	2	0	0	0	0	0	0	0	0	0	0	3
SHELBY	0	0	0	0	1	0	0	0	0	0	0	0	0	1
STARK	1	0	7	2	2	0	3	0	0	8	0	2	2	27
SUMMIT	1	0	5	5	0	0	0	0	0	2	0	0	4	17
TRUMBULL	1	1	7	0	0	0	0	0	0	0	3	1	0	13
TUSCARAWAS	0	0	0	0	0	0	0	0	0	0	0	0	0	0
UNION	0	0	0	0	0	0	0	0	0	0	0	0	0	0
VAN WERT	0	0	1	1	0	0	0	0	0	0	0	0	0	2
VINTON	0	0	0	0	0	0	0	0	0	0	0	0	0	0
WARREN	0	0	3	0	0	0	0	1	0	1	0	0	0	5
WASHINGTON	0	0	1	0	0	0	0	0	0	0	0	0	0	1
WAYNE	0	0	1	0	0	0	0	0	0	0	0	0	0	1
WILLIAMS	0	0	1	0	0	0	0	0	0	0	0	0	2	3
WOOD	0	0	2	0	0	0	0	0	0	0	0	0	0	2
WYANDOT	0	0	0	0	0	0	0	0	0	0	0	0	0	0
STATEWIDE	14	2	156	176	11	1	11	7	0	254	5	22	69	728

**COURTS OF COMMON PLEAS - GENERAL DIVISION
OTHER TORT OVERALL CASELOADS**

2002

<u>COUNTY</u>	<u>CASES PENDING JANUARY 1</u>	<u>NEW FILINGS</u>	<u>REACTIVATIONS AND TRANSFERS</u>	<u>TOTAL CASES</u>	<u>TOTAL TERMIN- ATIONS</u>	<u>CLEARANCE RATE</u>	<u>CASES PENDING DECEMBER 31</u>	<u>CASES PENDING BEYOND TIME GUIDELINES</u>
ADAMS	29	19	3	51	29	131.8%	22	0
ALLEN	211	206	31	448	207	87.3%	241	6
ASHLAND	42	70	6	118	72	94.7%	46	1
ASHTABULA	230	195	26	451	236	106.8%	215	6
ATHENS	47	34	1	82	32	91.4%	50	0
AUGLAIZE	49	49	4	102	57	107.5%	45	0
BELMONT	154	105	9	268	94	82.5%	174	18
BROWN	93	34	0	127	56	164.7%	71	27
BUTLER	685	615	58	1,358	714	106.1%	644	22
CARROLL	9	16	0	25	17	106.3%	8	0
CHAMPAIGN	25	28	16	69	32	72.7%	37	6
CLARK	351	203	15	569	231	106.0%	338	43
CLERMONT	314	275	16	605	245	84.2%	360	32
CLINTON	61	44	1	106	37	82.2%	69	7
COLUMBIANA	172	161	15	348	169	96.0%	179	7
COSHOCTON	31	25	3	59	33	117.9%	26	1
CRAWFORD	79	16	6	101	50	227.3%	51	3
CUYAHOGA	5,073	6,665	904	12,642	7,245	95.7%	5,397	132
DARKE	43	46	2	91	39	81.3%	52	0
DEFIANCE	70	54	0	124	50	92.6%	74	0
DELAWARE	133	130	11	274	132	93.6%	142	9
ERIE	240	157	3	400	151	94.4%	249	71
FAIRFIELD	181	142	12	335	141	91.6%	194	16
FAYETTE	25	28	0	53	17	60.7%	36	1
FRANKLIN	2,282	2,650	221	5,153	2,670	93.0%	2,483	45
FULTON	73	42	4	119	52	113.0%	67	2
GALLIA	19	13	0	32	19	146.2%	13	0
GEAUGA	213	202	12	427	217	101.4%	210	2
GREENE	203	191	8	402	215	108.0%	187	9
GUERNSEY	35	30	3	68	31	93.9%	37	0
HAMILTON	1,671	1,978	131	3,780	1,983	94.0%	1,797	88
HANCOCK	112	82	6	200	78	88.6%	122	6
HARDIN	20	28	1	49	14	48.3%	35	1
HARRISON	11	8	0	19	10	125.0%	9	0
HENRY	73	29	0	102	45	155.2%	57	0
HIGHLAND	3	1	0	4	2	200.0%	2	1
HOCKING	14	1	0	15	14	1400.0%	1	0
HOLMES	26	29	0	55	34	117.2%	21	0
HURON	65	69	8	142	73	94.8%	69	1
JACKSON	36	60	0	96	56	93.3%	40	1
JEFFERSON	125	104	17	246	118	97.5%	128	4
KNOX	58	45	2	105	40	85.1%	65	3
LAKE	407	568	76	1,051	575	89.3%	476	3
LAWRENCE	105	74	1	180	95	126.7%	85	9
LICKING	135	172	20	327	175	91.1%	152	1
LOGAN	46	48	13	107	48	78.7%	59	2
LORAIN	491	556	16	1,063	543	94.9%	520	25
LUCAS	1,464	1,178	94	2,736	1,274	100.2%	1,462	31

COURTS OF COMMON PLEAS - GENERAL DIVISION

OTHER TORT OVERALL CASELOADS (continued)

2002

<u>COUNTY</u>	<u>CASES PENDING JANUARY 1</u>	<u>NEW FILINGS</u>	<u>REACTIVATIONS AND TRANSFERS</u>	<u>TOTAL CASES</u>	<u>TOTAL TERMIN- ATIONS</u>	<u>CLEARANCE RATE</u>	<u>CASES PENDING DECEMBER 31</u>	<u>CASES PENDING BEYOND TIME GUIDELINES</u>
MADISON	31	27	1	59	27	96.4%	32	5
MAHONING	1,081	752	211	2,044	936	97.2%	1,108	96
MARION	131	94	13	238	95	88.8%	143	14
MEDINA	220	241	29	490	273	101.1%	217	0
MEIGS	23	20	0	43	20	100.0%	23	1
MERCER	33	19	2	54	28	133.3%	26	1
MIAMI	103	95	12	210	106	99.1%	104	0
MONROE	17	15	2	34	17	100.0%	17	1
MONTGOMERY	1,491	2,271	152	3,914	2,300	94.9%	1,614	43
MORGAN	5	4	0	9	4	100.0%	5	0
MORROW	80	33	3	116	27	75.0%	89	0
MUSKINGUM	102	115	5	222	99	82.5%	123	7
NOBLE	4	8	1	13	4	44.4%	9	3
OTTAWA	117	84	0	201	96	114.3%	105	6
PAULDING	20	11	1	32	15	125.0%	17	1
PERRY	6	20	0	26	13	65.0%	13	0
PICKAWAY	62	70	1	133	48	67.6%	85	0
PIKE	62	39	1	102	50	125.0%	52	6
PORTAGE	347	272	0	619	279	102.6%	340	20
PREBLE	28	36	0	64	30	83.3%	34	0
PUTNAM	25	24	0	49	29	120.8%	20	1
RICHLAND	242	238	23	503	247	94.6%	256	5
ROSS	144	104	1	249	108	102.9%	141	14
SANDUSKY	71	79	8	158	83	95.4%	75	2
SCIOTO	130	104	0	234	111	106.7%	123	0
SENECA	31	65	19	115	67	79.8%	48	1
SHELBY	50	51	2	103	48	90.6%	55	0
STARK	440	851	112	1,403	910	94.5%	493	0
SUMMIT	1,041	1,392	173	2,606	1,462	93.4%	1,144	21
TRUMBULL	746	668	44	1,458	682	95.8%	776	32
TUSCARAWAS	103	125	8	236	132	99.2%	104	0
UNION	10	30	1	41	21	67.7%	20	0
VAN WERT	18	19	3	40	23	104.5%	17	0
VINTON	14	15	0	29	15	100.0%	14	0
WARREN	257	222	11	490	233	100.0%	257	12
WASHINGTON	70	56	0	126	61	108.9%	65	1
WAYNE	103	119	9	231	123	96.1%	108	0
WILLIAMS	41	35	2	78	38	102.7%	40	1
WOOD	187	193	12	392	196	95.6%	196	5
WYANDOT	23	13	0	36	16	123.1%	20	2
STATEWIDE	23,743	26,104	2,637	52,484	27,539	95.8%	24,945	943

COURTS OF COMMON PLEAS - GENERAL DIVISION

OTHER TORT TERMINATIONS

2002

<u>COUNTY</u>	<u>JURY TRIAL</u>	<u>COURT TRIAL</u>	<u>SETTLED OR DISMISSED PRE TRIAL</u>	<u>DIS-MISSAL</u>	<u>FOR WANT OF PROSECUTION</u>	<u>MAGISTRATE</u>	<u>DIVERSION OR ARBITRATION</u>	<u>DE-FAULT</u>	<u>UNAVAILABILITY OF PARTY</u>	<u>TRANSFERRED OUT</u>	<u>BANKRUPTCY</u>		<u>OTHER TERMINATIONS</u>	<u>TOTAL TERMINATIONS</u>
											<u>PRIVATE JUDGE REFERRAL</u>	<u>STAY / INTER-LOCUTORY APPEAL</u>		
ADAMS	3	0	1	20	0	0	1	1	0	1	0	1	1	29
ALLEN	3	9	114	51	1	0	0	4	0	11	0	9	5	207
ASHLAND	2	3	43	11	0	1	0	2	0	0	0	1	9	72
ASHTABULA	2	1	101	65	1	1	0	7	0	27	0	4	27	236
ATHENS	0	1	11	16	0	0	0	0	0	2	0	1	1	32
AUGLAIZE	0	0	37	9	2	0	1	1	0	3	0	0	4	57
BELMONT	6	1	47	27	0	0	1	2	0	5	0	1	4	94
BROWN	0	0	11	21	8	0	0	1	0	0	0	1	14	56
BUTLER	22	2	303	193	7	0	7	44	0	93	0	11	32	714
CARROLL	0	0	10	4	0	0	0	0	0	2	0	0	1	17
CHAMPAIGN	1	0	23	2	0	0	5	1	0	0	0	0	0	32
CLARK	8	4	147	26	1	0	0	18	0	14	0	2	11	231
CLERMONT	5	2	69	118	0	7	18	3	0	9	0	4	10	245
CLINTON	3	2	24	0	0	0	0	0	0	0	0	0	8	37
COLUMBIANA	7	1	100	22	10	0	1	6	0	6	0	6	10	169
COSHOCTON	0	0	8	18	0	0	0	3	0	2	0	0	2	33
CRAWFORD	2	0	30	12	0	0	1	2	0	0	0	1	2	50
CUYAHOGA	144	31	30	4,674	0	4	555	465	0	909	0	121	312	7,245
DARKE	2	1	26	3	0	0	0	2	0	1	0	0	4	39
DEFIANCE	2	2	28	6	2	0	0	3	0	0	0	5	2	50
DELAWARE	1	4	67	31	2	0	2	3	0	14	0	4	4	132
ERIE	1	0	42	61	0	0	0	5	0	36	0	0	6	151
FAIRFIELD	1	0	57	59	3	0	1	3	0	10	0	5	2	141
FAYETTE	0	0	3	10	0	0	0	2	0	1	0	0	1	17
FRANKLIN	36	24	737	1,092	117	26	26	206	3	150	0	69	184	2,670
FULTON	1	3	36	1	0	0	0	2	0	6	0	0	3	52
GALLIA	1	1	8	2	0	0	0	1	0	4	0	1	1	19
GEAUGA	2	1	138	24	9	0	8	8	0	7	0	6	14	217
GREENE	0	0	59	110	4	2	1	10	0	9	0	7	13	215
GUERNSEY	1	0	19	7	0	0	0	0	1	0	0	3	0	31
HAMILTON	28	4	1,257	141	133	38	128	34	0	82	0	23	115	1,983
HANCOCK	1	1	57	8	1	0	2	2	0	3	0	1	2	78
HARDIN	1	0	6	5	0	0	0	0	0	1	0	1	0	14
HARRISON	1	0	4	2	2	0	0	0	1	0	0	0	0	10
HENRY	0	0	3	10	0	0	0	6	0	0	0	0	26	45
HIGHLAND	0	1	1	0	0	0	0	0	0	0	0	0	0	2
HOCKING	1	1	6	6	0	0	0	0	0	0	0	0	0	14
HOLMES	1	4	25	2	0	0	0	0	0	1	0	1	0	34
HURON	4	0	40	9	2	0	0	2	0	5	0	1	10	73
JACKSON	1	1	8	19	0	0	0	0	0	1	0	0	26	56
JEFFERSON	2	0	83	19	0	0	0	1	0	1	0	7	5	118
KNOX	0	0	35	4	0	0	0	0	0	0	0	1	0	40
LAKE	19	2	199	195	5	3	20	15	0	77	0	21	19	575
LAWRENCE	7	2	49	27	0	1	0	1	0	3	0	3	2	95
LICKING	6	1	63	50	0	0	1	20	0	12	0	9	13	175
LOGAN	0	0	38	9	0	0	0	0	0	0	0	1	0	48
LORAIN	15	0	277	129	2	0	21	18	0	39	0	20	22	543
LUCAS	25	1	521	401	10	0	0	88	0	86	0	25	117	1,274

COURTS OF COMMON PLEAS - GENERAL DIVISION

OTHER TORT TERMINATIONS (continued)

2002

COUNTY	JURY TRIAL	COURT TRIAL	SETTLED OR		FOR WANT OF PROSECUTION	MAGISTRATE	DIVERSION OR ARBITRATION	DEFAULT	UNAVAILABILITY OF PARTY	TRANSFERRED OUT	BANKRUPTCY		OTHER TERMINATIONS	TOTAL TERMINATIONS
			DISMISSED PRE TRIAL	DISMISSAL							PRIVATE JUDGE REFERRAL	STAY / INTERLOCUTORY APPEAL		
MADISON	1	1	4	17	0	0	0	0	0	1	0	0	3	27
MAHONING	25	2	476	183	0	1	12	51	3	64	0	28	91	936
MARION	3	0	49	20	7	0	0	2	0	4	0	2	8	95
MEDINA	13	1	200	15	2	1	0	2	0	17	0	2	20	273
MEIGS	0	0	0	14	3	0	0	2	0	0	0	1	0	20
MERCER	0	2	14	0	4	0	5	0	0	2	0	0	1	28
MIAMI	5	1	51	26	3	0	0	0	0	7	0	2	11	106
MONROE	0	0	11	3	0	0	0	1	0	0	0	0	2	17
MONTGOMERY	45	0	518	746	108	182	71	369	0	139	0	53	69	2,300
MORGAN	0	0	0	3	0	0	0	0	0	0	0	1	0	4
MORROW	0	1	11	13	0	0	0	1	0	1	0	0	0	27
MUSKINGUM	0	0	39	31	0	0	0	8	0	11	0	2	8	99
NOBLE	0	0	0	4	0	0	0	0	0	0	0	0	0	4
OTTAWA	4	4	23	36	4	0	0	2	0	5	0	0	18	96
PAULDING	0	0	9	2	0	0	0	0	0	0	0	0	4	15
PERRY	0	0	10	0	0	0	0	1	0	1	0	1	0	13
PICKAWAY	1	0	5	34	1	0	0	6	0	0	0	0	1	48
PIKE	1	0	10	24	0	0	1	5	0	2	0	2	5	50
PORTAGE	7	2	111	95	4	1	5	19	0	18	1	7	9	279
PREBLE	1	0	2	24	0	0	0	0	0	0	0	2	1	30
PUTNAM	0	1	5	17	0	0	0	1	0	2	0	1	2	29
RICHLAND	5	0	180	0	2	0	0	11	0	15	0	4	30	247
ROSS	3	0	58	20	0	0	0	1	0	5	0	9	12	108
SANDUSKY	1	0	30	15	0	0	9	0	1	18	0	2	7	83
SCIOTO	2	1	20	73	3	0	1	6	0	2	0	2	1	111
SENECA	2	1	35	7	0	0	11	2	0	4	0	2	3	67
SHELBY	5	1	12	9	12	0	0	2	0	2	0	0	5	48
STARK	25	3	325	78	46	0	174	55	0	98	0	49	57	910
SUMMIT	48	4	729	234	26	2	112	25	0	138	0	16	128	1,462
TRUMBULL	27	24	505	12	2	0	0	7	0	56	8	16	25	682
TUSCARAWAS	2	4	74	3	24	0	0	3	0	8	0	7	7	132
UNION	0	1	12	4	0	0	0	0	0	0	0	2	2	21
VAN WERT	0	0	7	8	2	0	0	4	0	1	0	0	1	23
VINTON	0	1	10	1	0	0	0	3	0	0	0	0	0	15
WARREN	4	0	171	12	0	0	0	16	0	2	0	7	21	233
WASHINGTON	5	1	40	11	0	0	0	0	0	2	0	1	1	61
WAYNE	2	1	87	15	2	0	0	4	0	4	0	2	6	123
WILLIAMS	0	0	21	10	0	0	0	3	0	1	0	0	3	38
WOOD	5	3	119	19	3	0	1	6	0	20	0	3	17	196
WYANDOT	0	0	2	13	0	0	0	0	0	1	0	0	0	16
STATEWIDE	610	171	8,986	9,582	580	270	1,202	1,610	9	2,284	9	603	1,623	27,539

COURTS OF COMMON PLEAS - GENERAL DIVISION
WORKERS COMPENSATION OVERALL CASELOADS
2002

<i>COUNTY</i>	<i>CASES PENDING JANUARY 1</i>	<i>NEW FILINGS</i>	<i>REACTIVATIONS AND TRANSFERS</i>	<i>TOTAL CASES</i>	<i>TOTAL TERMIN- ATIONS</i>	<i>CLEARANCE RATE</i>	<i>CASES PENDING DECEMBER 31</i>	<i>CASES PENDING BEYOND TIME GUIDELINES</i>
ADAMS	5	17	0	22	14	82.4%	8	0
ALLEN	22	62	1	85	47	74.6%	38	1
ASHLAND	15	32	0	47	36	112.5%	11	0
ASHTABULA	80	68	10	158	92	117.9%	66	7
ATHENS	10	7	0	17	12	171.4%	5	1
AUGLAIZE	8	19	0	27	16	84.2%	11	0
BELMONT	29	26	5	60	25	80.6%	35	9
BROWN	13	8	0	21	10	125.0%	11	3
BUTLER	157	209	18	384	209	92.1%	175	24
CARROLL	7	15	0	22	14	93.3%	8	0
CHAMPAIGN	14	6	5	25	14	127.3%	11	6
CLARK	120	98	3	221	82	81.2%	139	46
CLERMONT	61	43	2	106	61	135.6%	45	11
CLINTON	25	27	0	52	27	100.0%	25	4
COLUMBIANA	36	46	4	86	48	96.0%	38	0
COSHOCTON	7	16	2	25	14	77.8%	11	0
CRAWFORD	10	17	0	27	14	82.4%	13	1
CUYAHOGA	766	1,604	218	2,588	1,341	73.6%	1,247	72
DARKE	12	23	0	35	16	69.6%	19	0
DEFIANCE	24	55	0	79	17	30.9%	62	0
DELAWARE	14	23	2	39	20	80.0%	19	0
ERIE	43	34	0	77	26	76.5%	51	19
FAIRFIELD	15	35	2	52	19	51.4%	33	5
FAYETTE	5	8	0	13	2	25.0%	11	1
FRANKLIN	403	670	36	1,109	603	85.4%	506	15
FULTON	0	1	0	1	0	0.0%	1	0
GALLIA	0	0	0	0	0	-	0	0
GEAUGA	32	59	0	91	46	78.0%	45	0
GREENE	38	27	1	66	39	139.3%	27	4
GUERNSEY	10	9	0	19	11	122.2%	8	0
HAMILTON	497	753	145	1,395	614	68.4%	781	86
HANCOCK	29	35	2	66	34	91.9%	32	4
HARDIN	9	13	0	22	11	84.6%	11	1
HARRISON	5	1	0	6	5	500.0%	1	0
HENRY	11	19	0	30	4	21.1%	26	0
HIGHLAND	16	8	0	24	10	125.0%	14	4
HOCKING	4	4	0	8	6	150.0%	2	0
HOLMES	6	11	0	17	13	118.2%	4	0
HURON	21	16	0	37	25	156.3%	12	1
JACKSON	11	19	0	30	16	84.2%	14	0
JEFFERSON	26	39	0	65	33	84.6%	32	2
KNOX	4	18	0	22	6	33.3%	16	0
LAKE	76	125	9	210	116	86.6%	94	3
LAWRENCE	9	19	0	28	20	105.3%	8	0
LICKING	22	35	3	60	38	100.0%	22	0
LOGAN	23	25	1	49	25	96.2%	24	9
LORAIN	169	328	5	502	197	59.2%	305	23
LUCAS	130	229	12	371	183	75.9%	188	7

COURTS OF COMMON PLEAS - GENERAL DIVISION
WORKERS COMPENSATION OVERALL CASELOADS (continued)
2002

<i>COUNTY</i>	<i>CASES PENDING JANUARY 1</i>	<i>NEW FILINGS</i>	<i>REACTIVATIONS AND TRANSFERS</i>	<i>TOTAL CASES</i>	<i>TOTAL TERMIN- ATIONS</i>	<i>CLEARANCE RATE</i>	<i>CASES PENDING DECEMBER 31</i>	<i>CASES PENDING BEYOND TIME GUIDELINES</i>
MADISON	12	15	2	29	16	94.1%	13	0
MAHONING	305	364	52	721	468	112.5%	253	25
MARION	34	38	5	77	37	86.0%	40	2
MEDINA	57	58	2	117	69	115.0%	48	0
MEIGS	1	14	0	15	6	42.9%	9	0
MERCER	7	7	2	16	11	122.2%	5	0
MIAMI	36	40	4	80	45	102.3%	35	0
MONROE	6	8	1	15	6	66.7%	9	4
MONTGOMERY	218	336	10	564	281	81.2%	283	24
MORGAN	3	6	0	9	3	50.0%	6	0
MORROW	12	4	0	16	9	225.0%	7	0
MUSKINGUM	26	30	1	57	27	87.1%	30	4
NOBLE	0	1	0	1	0	0.0%	1	0
OTTAWA	8	17	0	25	13	76.5%	12	1
PAULDING	1	4	0	5	2	50.0%	3	0
PERRY	9	8	0	17	14	175.0%	3	0
PICKAWAY	15	35	0	50	22	62.9%	28	1
PIKE	8	17	1	26	13	72.2%	13	1
PORTAGE	83	76	0	159	56	73.7%	103	29
PREBLE	1	3	0	4	3	100.0%	1	0
PUTNAM	3	5	2	10	8	114.3%	2	0
RICHLAND	95	112	22	229	135	100.7%	94	8
ROSS	16	22	2	40	16	66.7%	24	10
SANDUSKY	21	34	0	55	24	70.6%	31	4
SCIOTO	47	37	0	84	47	127.0%	37	5
SENECA	10	23	7	40	24	80.0%	16	0
SHELBY	22	26	1	49	30	111.1%	19	0
STARK	104	408	76	588	349	72.1%	239	2
SUMMIT	249	533	90	872	438	70.3%	434	15
TRUMBULL	275	295	25	595	276	86.3%	319	21
TUSCARAWAS	52	101	13	166	98	86.0%	68	2
UNION	21	39	0	60	33	84.6%	27	0
VAN WERT	7	4	0	11	7	175.0%	4	2
VINTON	2	1	0	3	2	200.0%	1	0
WARREN	54	62	1	117	63	100.0%	54	8
WASHINGTON	12	13	0	25	15	115.4%	10	0
WAYNE	29	65	2	96	52	77.6%	44	0
WILLIAMS	12	21	1	34	15	68.2%	19	0
WOOD	20	45	3	68	28	58.3%	40	1
WYANDOT	9	7	1	17	4	50.0%	13	6
STATEWIDE	4,951	7,895	812	13,658	6,996	80.3%	6,662	544

COURTS OF COMMON PLEAS - GENERAL DIVISION

WORKERS COMPENSATION TERMINATIONS

2002

COUNTY	JURY TRIAL	COURT TRIAL	SETTLED OR		FOR WANT OF PROSECUTION	MAGISTRATE	DIVERSION OR ARBITRATION	DEFAULT	UNAVAILABILITY OF PARTY	TRANSFERRED OUT	PRIVATE JUDGE REFERRAL	BANKRUPTCY		OTHER TERMINATIONS	TOTAL TERMINATIONS
			DISMISSED PRE TRIAL	DISMISSAL								STAY / INTER-LOCUTORY APPEAL			
ADAMS	0	0	0	8	0	0	0	0	0	2	0	0	0	4	14
ALLEN	0	1	10	29	1	0	0	0	0	1	0	0	0	5	47
ASHLAND	1	3	21	8	0	0	0	0	0	2	0	0	0	1	36
ASHTABULA	1	0	41	32	0	0	0	0	0	10	0	0	0	8	92
ATHENS	1	0	5	6	0	0	0	0	0	0	0	0	0	0	12
AUGLAIZE	0	0	13	2	0	0	0	0	0	0	0	0	0	1	16
BELMONT	0	0	7	16	0	0	0	0	0	2	0	0	0	0	25
BROWN	0	0	2	7	1	0	0	0	0	0	0	0	0	0	10
BUTLER	2	2	72	71	1	0	0	33	0	24	0	1	3	209	
CARROLL	0	0	13	0	0	0	0	0	0	1	0	0	0	0	14
CHAMPAIGN	0	0	14	0	0	0	0	0	0	0	0	0	0	0	14
CLARK	0	0	59	17	1	0	0	0	0	3	0	0	2	82	
CLERMONT	1	3	16	37	0	0	0	0	0	3	0	0	1	61	
CLINTON	1	1	22	1	0	0	0	0	0	1	0	0	1	27	
COLUMBIANA	0	0	19	11	13	0	0	0	0	2	0	1	2	48	
COSHOCTON	1	1	1	9	0	0	0	0	0	0	0	0	2	14	
CRAWFORD	1	0	10	3	0	0	0	0	0	0	0	0	0	0	14
CUYAHOGA	13	2	7	990	0	2	12	2	0	241	0	5	67	1,341	
DARKE	1	0	14	1	0	0	0	0	0	0	0	0	0	0	16
DEFIANCE	0	1	12	4	0	0	0	0	0	0	0	0	0	0	17
DELAWARE	0	0	9	6	1	0	0	1	0	3	0	0	0	0	20
ERIE	0	0	5	21	0	0	0	0	0	0	0	0	0	0	26
FAIRFIELD	0	0	8	10	0	0	0	0	0	1	0	0	0	0	19
FAYETTE	0	0	0	2	0	0	0	0	0	0	0	0	0	0	2
FRANKLIN	4	2	180	306	29	2	0	25	0	23	0	1	31	603	
FULTON	0	0	0	0	0	0	0	0	0	0	0	0	0	0	0
GALLIA	0	0	0	0	0	0	0	0	0	0	0	0	0	0	0
GEAUGA	1	0	36	2	2	0	0	0	0	1	0	0	4	46	
GREENE	2	0	18	15	0	0	0	0	0	1	0	0	3	39	
GUERNSEY	0	0	9	2	0	0	0	0	0	0	0	0	0	0	11
HAMILTON	6	8	426	35	42	28	1	2	0	38	0	5	23	614	
HANCOCK	0	0	25	4	1	0	0	0	0	4	0	0	0	0	34
HARDIN	0	0	8	2	0	0	0	0	0	0	0	0	1	11	
HARRISON	0	0	0	3	1	0	0	0	0	0	0	0	1	5	
HENRY	0	0	0	3	0	0	0	0	0	0	0	0	1	4	
HIGHLAND	0	0	9	1	0	0	0	0	0	0	0	0	0	0	10
HOCKING	0	0	1	4	0	0	0	0	0	1	0	0	0	6	
HOLMES	1	0	10	1	0	0	0	0	0	0	0	1	0	13	
HURON	0	0	20	1	0	0	0	0	0	2	0	0	2	25	
JACKSON	0	0	3	11	0	0	0	0	0	1	0	0	1	16	
JEFFERSON	0	0	23	6	1	0	0	0	0	0	1	1	1	33	
KNOX	0	0	6	0	0	0	0	0	0	0	0	0	0	6	
LAKE	3	2	43	53	0	0	0	0	0	12	0	1	2	116	
LAWRENCE	0	0	13	4	0	0	0	0	0	0	0	0	3	20	
LICKING	0	1	15	12	0	0	0	1	0	7	0	0	2	38	
LOGAN	1	0	16	6	0	0	0	0	0	0	0	1	1	25	
LORAIN	1	0	112	58	0	0	0	1	0	13	0	1	11	197	
LUCAS	2	1	60	82	1	0	0	1	0	7	0	5	24	183	

COURTS OF COMMON PLEAS - GENERAL DIVISION
WORKERS COMPENSATION TERMINATIONS (continued)
2002

COUNTY	JURY TRIAL	COURT TRIAL	SETTLED OR		FOR WANT		DIVERSION		UNAVAIL- ABILITY OF PARTY	TRANS- FERRED OUT	PRIVATE JUDGE REFERRAL	BANKRUPTCY		OTHER TERMIN- ATIONS	TOTAL TERMIN- ATIONS
			DISMISSED PRE TRIAL	DIS- MISSAL	OF PROS- ECUTION	MAGI- STRATE	OR ARBI- TRATION	DE- FAULT				STAY / INTER- LOCUTORY APPEAL			
MADISON	0	0	2	13	0	0	0	0	0	0	0	0	1	16	
MAHONING	0	0	134	88	0	0	0	20	0	207	0	3	16	468	
MARION	0	0	15	16	1	0	0	0	0	1	0	0	4	37	
MEDINA	0	0	59	2	0	0	0	0	0	1	0	0	7	69	
MEIGS	0	0	0	5	1	0	0	0	0	0	0	0	0	6	
MERCER	0	0	7	0	3	0	0	0	0	0	0	0	1	11	
MIAMI	0	0	11	25	4	0	0	0	0	3	0	1	1	45	
MONROE	0	0	3	3	0	0	0	0	0	0	0	0	0	6	
MONTGOMERY	5	0	63	166	7	1	0	11	0	18	0	3	7	281	
MORGAN	0	0	0	2	0	0	0	0	0	0	0	0	1	3	
MORROW	0	0	1	7	1	0	0	0	0	0	0	0	0	9	
MUSKINGUM	0	0	13	13	0	0	0	0	0	1	0	0	0	27	
NOBLE	0	0	0	0	0	0	0	0	0	0	0	0	0	0	
OTTAWA	0	0	3	8	0	0	0	0	0	1	0	0	1	13	
PAULDING	0	0	2	0	0	0	0	0	0	0	0	0	0	2	
PERRY	1	0	9	0	0	0	0	0	0	2	0	0	2	14	
PICKAWAY	0	0	0	18	0	0	0	2	0	0	0	1	1	22	
PIKE	0	0	2	8	0	0	0	0	0	1	0	1	1	13	
PORTAGE	0	0	29	19	1	0	0	3	0	1	0	0	3	56	
PREBLE	0	0	0	3	0	0	0	0	0	0	0	0	0	3	
PUTNAM	0	0	1	5	0	0	0	0	0	0	0	0	2	8	
RICHLAND	0	0	103	1	0	0	0	14	0	3	0	1	13	135	
ROSS	0	0	5	8	0	0	0	0	0	3	0	0	0	16	
SANDUSKY	0	0	8	14	0	0	1	0	0	1	0	0	0	24	
SCIOTO	0	0	17	28	0	0	0	0	0	2	0	0	0	47	
SENECA	0	0	14	5	0	0	0	0	0	4	0	0	1	24	
SHELBY	1	1	8	8	12	0	0	0	0	0	0	0	0	30	
STARK	3	0	123	9	18	7	34	6	2	67	0	69	11	349	
SUMMIT	3	0	198	60	4	1	33	0	0	90	0	2	47	438	
TRUMBULL	6	8	204	12	0	1	0	1	0	34	0	0	10	276	
TUSCARAWAS	3	0	46	4	28	0	0	0	0	17	0	0	0	98	
UNION	0	1	19	10	0	0	0	0	0	1	0	0	2	33	
VAN WERT	0	0	4	1	0	0	0	0	0	0	0	0	2	7	
VINTON	0	2	0	0	0	0	0	0	0	0	0	0	0	2	
WARREN	1	0	50	4	0	0	0	0	0	0	0	0	8	63	
WASHINGTON	0	0	10	5	0	0	0	0	0	0	0	0	0	15	
WAYNE	0	0	35	9	0	0	0	0	0	3	0	0	5	52	
WILLIAMS	0	0	11	3	0	0	0	0	0	0	0	0	1	15	
WOOD	0	0	17	4	0	0	0	0	0	5	0	0	2	28	
WYANDOT	0	0	0	2	1	0	0	0	0	1	0	0	0	4	
STATEWIDE	67	40	2,639	2,490	176	42	81	123	2	873	1	104	358	6,996	

COURTS OF COMMON PLEAS - GENERAL DIVISION
FORECLOSURE OVERALL CASELOADS
2002

<i>COUNTY</i>	<i>CASES PENDING JANUARY 1</i>	<i>NEW FILINGS</i>	<i>REACTIVATIONS AND TRANSFERS</i>	<i>TOTAL CASES</i>	<i>TOTAL TERMIN- ATIONS</i>	<i>CLEARANCE RATE</i>	<i>CASES PENDING DECEMBER 31</i>	<i>CASES PENDING BEYOND TIME GUIDELINES</i>
ADAMS	28	113	0	141	103	91.2%	38	0
ALLEN	301	678	117	1096	786	98.9%	310	25
ASHLAND	37	149	1	187	143	95.3%	44	1
ASHTABULA	191	531	49	771	551	95.0%	220	5
ATHENS	38	110	2	150	109	97.3%	41	3
AUGLAIZE	52	159	11	222	180	105.9%	42	0
BELMONT	70	161	34	265	190	97.4%	75	9
BROWN	120	213	2	335	218	101.4%	117	12
BUTLER	608	1,654	156	2,418	1,620	89.5%	798	34
CARROLL	38	120	1	159	107	88.4%	52	0
CHAMPAIGN	128	219	12	359	154	66.7%	205	35
CLARK	385	904	23	1,312	839	90.5%	473	33
CLERMONT	314	747	49	1,110	713	89.6%	397	29
CLINTON	59	229	5	293	201	85.9%	92	2
COLUMBIANA	155	501	39	695	530	98.1%	165	1
COSHOCTON	35	150	17	202	145	86.8%	57	0
CRAWFORD	87	215	27	329	248	102.5%	81	9
CUYAHOGA	374	8,987	962	10,323	10,001	100.5%	322	2
DARKE	61	189	10	260	178	89.4%	82	0
DEFIANCE	59	115	2	176	104	88.9%	72	0
DELAWARE	103	290	23	416	301	96.2%	115	2
ERIE	140	286	10	436	287	97.0%	149	28
FAIRFIELD	207	449	51	707	466	93.2%	241	20
FAYETTE	117	116	0	233	123	106.0%	110	1
FRANKLIN	2,299	6,104	403	8,806	6,014	92.4%	2,792	51
FULTON	46	129	1	176	118	90.8%	58	0
GALLIA	17	71	0	88	66	93.0%	22	0
GEAUGA	62	204	16	282	190	86.4%	92	0
GREENE	187	513	35	735	534	97.4%	201	8
GUERNSEY	51	158	14	223	133	77.3%	90	1
HAMILTON	1,196	4,117	95	5,408	3,773	89.6%	1,635	49
HANCOCK	96	185	7	288	163	84.9%	125	20
HARDIN	87	171	9	267	140	77.8%	127	5
HARRISON	20	57	4	81	60	98.4%	21	1
HENRY	55	76	0	131	79	103.9%	52	0
HIGHLAND	137	242	0	379	256	105.8%	123	22
HOCKING	36	108	0	144	98	90.7%	46	0
HOLMES	13	72	0	85	72	100.0%	13	0
HURON	95	204	28	327	239	103.0%	88	0
JACKSON	52	183	0	235	175	95.6%	60	0
JEFFERSON	84	210	28	322	221	92.9%	101	20
KNOX	147	222	16	385	181	76.1%	204	47
LAKE	341	788	76	1,205	830	96.1%	375	7
LAWRENCE	72	169	23	264	186	96.9%	78	9
LICKING	222	674	72	968	780	104.6%	188	2
LOGAN	127	228	34	389	301	114.9%	88	1
LORAIN	471	1,442	116	2,029	1,449	93.0%	580	13
LUCAS	977	2,509	95	3,581	2,405	92.4%	1,176	17

COURTS OF COMMON PLEAS - GENERAL DIVISION
FORECLOSURE OVERALL CASELOADS (continued)
2002

<i>COUNTY</i>	<i>CASES PENDING JANUARY 1</i>	<i>NEW FILINGS</i>	<i>REACTIVATIONS AND TRANSFERS</i>	<i>TOTAL CASES</i>	<i>TOTAL TERMIN- ATIONS</i>	<i>CLEARANCE RATE</i>	<i>CASES PENDING DECEMBER 31</i>	<i>CASES PENDING BEYOND TIME GUIDELINES</i>
MADISON	46	156	28	230	165	89.7%	65	0
MAHONING	481	1,301	204	1,986	1,378	91.6%	608	27
MARION	149	399	99	647	463	93.0%	184	5
MEDINA	135	451	44	630	452	91.3%	178	0
MEIGS	27	63	8	98	71	100.0%	27	0
MERCER	33	115	8	156	116	94.3%	40	0
MIAMI	97	402	34	533	401	92.0%	132	0
MONROE	4	23	2	29	21	84.0%	8	2
MONTGOMERY	1,325	3,881	324	5,530	4,045	96.2%	1,485	39
MORGAN	16	32	21	69	52	98.1%	17	0
MORROW	125	177	2	304	114	63.7%	190	0
MUSKINGUM	118	369	19	506	346	89.2%	160	9
NOBLE	23	22	3	48	20	80.0%	28	7
OTTAWA	48	145	1	194	140	95.9%	54	0
PAULDING	52	90	10	152	95	95.0%	57	7
PERRY	40	159	0	199	163	102.5%	36	0
PICKAWAY	60	169	3	232	165	95.9%	67	0
PIKE	50	84	2	136	98	114.0%	38	5
PORTAGE	207	586	0	793	544	92.8%	249	7
PREBLE	81	256	13	350	228	84.8%	122	2
PUTNAM	15	67	4	86	65	91.5%	21	0
RICHLAND	234	579	83	896	590	89.1%	306	12
ROSS	109	260	15	384	276	100.4%	108	18
SANDUSKY	69	181	8	258	187	98.9%	71	2
SCIOTO	86	288	1	375	250	86.5%	125	3
SENECA	45	194	16	255	204	97.1%	51	0
SHELBY	57	175	16	248	193	101.0%	55	0
STARK	498	2,021	186	2,705	2,102	95.2%	603	0
SUMMIT	1,044	3,214	254	4,512	3,280	94.6%	1,232	32
TRUMBULL	398	1,196	104	1,698	1,168	89.8%	530	9
TUSCARAWAS	97	284	32	413	292	92.4%	121	3
UNION	28	151	10	189	154	95.7%	35	0
VAN WERT	40	122	34	196	148	94.9%	48	0
VINTON	33	32	0	65	46	143.8%	19	0
WARREN	178	660	109	947	673	87.5%	274	10
WASHINGTON	67	161	0	228	142	88.2%	86	8
WAYNE	93	254	30	377	279	98.2%	98	1
WILLIAMS	29	111	16	156	122	96.1%	34	0
WOOD	104	270	22	396	272	93.2%	124	13
WYANDOT	13	53	5	71	58	100.0%	13	0
STATEWIDE	16,951	55,274	4,445	76,670	56,338	94.3%	20,332	745

COURTS OF COMMON PLEAS - GENERAL DIVISION

FORECLOSURE TERMINATIONS

2002

<i>COUNTY</i>	<i>JURY TRIAL</i>	<i>COURT TRIAL</i>	<i>SETTLED OR</i>		<i>FOR WANT OF PROSECUTION</i>	<i>MAGISTRATE</i>	<i>DIVERSION OR ARBITRATION</i>	<i>DE-FULT</i>	<i>UNAVAILABILITY OF PARTY</i>	<i>TRANSFERRED OUT</i>	<i>PRIVATE JUDGE REFERRAL</i>	<i>BANKRUPTCY</i>		<i>TOTAL TERMINATIONS</i>
			<i>DISMISSED PRE TRIAL</i>	<i>DISMISSAL</i>								<i>STAY / INTER-LOCUTORY APPEAL</i>	<i>OTHER TERMINATIONS</i>	
ADAMS	0	0	0	22	3	0	0	64	0	11	0	2	1	103
ALLEN	0	10	6	171	5	0	0	26	0	11	0	104	453	786
ASHLAND	0	0	1	40	0	0	0	1	0	0	0	14	87	143
ASHTABULA	0	1	51	113	0	1	0	281	0	6	0	38	60	551
ATHENS	0	0	2	35	0	0	0	50	0	5	0	11	6	109
AUGLAIZE	0	0	1	49	6	0	0	83	0	0	0	11	30	180
BELMONT	0	0	1	56	0	0	0	117	0	2	0	14	0	190
BROWN	5	4	4	39	1	0	0	145	0	0	2	8	10	218
BUTLER	0	3	99	366	9	0	1	979	1	17	0	88	57	1,620
CARROLL	0	0	30	12	0	0	0	48	0	0	0	16	1	107
CHAMPAIGN	0	0	52	3	0	0	0	78	0	0	0	19	2	154
CLARK	0	0	96	66	9	0	0	594	0	0	0	33	41	839
CLERMONT	0	20	46	245	0	137	0	185	0	5	0	68	7	713
CLINTON	0	5	51	6	0	0	0	0	0	1	0	19	119	201
COLUMBIANA	0	0	36	95	27	0	0	294	0	0	0	59	19	530
COSHOCTON	1	0	1	33	2	0	0	90	0	1	0	9	8	145
CRAWFORD	1	0	9	30	1	0	0	137	0	1	0	20	49	248
CUYAHOGA	0	0	0	46	28	9,888	0	8	0	4	0	19	8	10,001
DARKE	0	0	9	34	3	0	0	105	0	0	0	26	1	178
DEFIANCE	3	41	5	39	13	0	0	0	0	0	0	3	0	104
DELAWARE	0	3	39	54	9	0	0	153	1	1	0	37	4	301
ERIE	0	0	1	83	0	0	0	144	0	5	0	14	40	287
FAIRFIELD	0	2	19	141	10	0	0	193	0	1	0	61	39	466
FAYETTE	0	0	4	18	0	0	0	1	0	0	0	17	83	123
FRANKLIN	0	17	250	1,453	95	4	0	2,964	0	26	2	594	609	6,014
FULTON	0	1	33	13	0	0	0	68	0	0	0	1	2	118
GALLIA	0	0	0	17	5	0	0	39	0	0	0	3	2	66
GEAUGA	0	0	42	30	5	0	0	74	0	1	0	17	21	190
GREENE	0	0	4	128	11	1	1	323	0	5	0	40	21	534
GUERNSEY	0	0	12	28	0	0	0	78	0	0	0	9	6	133
HAMILTON	0	7	1070	121	165	1,614	2	278	1	34	0	304	177	3,773
HANCOCK	0	0	13	54	6	0	14	65	0	0	0	11	0	163
HARDIN	0	1	16	18	3	0	0	20	2	0	0	31	49	140
HARRISON	0	0	1	9	3	0	0	44	0	0	0	0	3	60
HENRY	0	0	0	0	0	0	0	30	0	0	0	0	49	79
HIGHLAND	0	0	8	42	0	0	0	152	0	0	0	22	32	256
HOCKING	0	21	40	25	0	0	0	0	0	1	0	11	0	98
HOLMES	0	6	17	9	0	0	0	34	0	0	0	5	1	72
HURON	0	0	2	44	5	0	0	133	0	1	0	19	35	239
JACKSON	0	0	1	34	0	0	0	122	0	0	0	6	12	175
JEFFERSON	0	0	10	45	6	0	0	84	0	0	0	13	63	221
KNOX	0	1	3	65	0	0	0	0	0	0	0	24	88	181
LAKE	0	0	12	252	17	0	2	361	0	12	0	95	79	830
LAWRENCE	0	1	0	42	4	0	0	101	0	6	0	17	15	186
LICKING	0	0	24	155	8	0	0	458	0	18	0	64	53	780
LOGAN	0	0	23	47	0	2	0	183	0	0	0	43	3	301
LORAIN	0	1	127	285	7	0	0	664	0	76	0	155	134	1,449
LUCAS	0	0	152	473	16	0	0	1349	0	6	0	193	216	2,405

COURTS OF COMMON PLEAS - GENERAL DIVISION

FORECLOSURE TERMINATIONS (continued)

2002

COUNTY	JURY TRIAL	COURT TRIAL	SETTLED OR		FOR WANT OF PROSECUTION	MAGISTRATE	DIVERSION OR ARBITRATION	DEFAULT	UNAVAILABILITY OF PARTY	TRANSFERRED OUT	PRIVATE JUDGE REFERRAL	BANKRUPTCY		TOTAL TERMINATIONS
			DISMISSED PRE TRIAL	DISMISSAL								STAY / INTER-LOCUTORY APPEAL	OTHER TERMINATIONS	
MADISON	1	0	1	48	0	0	0	13	0	0	0	19	83	165
MAHONING	0	0	26	345	3	2	0	821	1	8	0	143	29	1,378
MARION	0	0	14	83	30	0	0	224	0	3	0	25	84	463
MEDINA	1	1	172	20	3	0	0	181	0	0	0	33	41	452
MEIGS	0	0	0	19	7	0	0	39	0	2	0	4	0	71
MERCER	0	0	4	4	26	0	0	69	0	0	0	11	2	116
MIAMI	0	1	10	87	5	0	0	243	0	0	0	39	16	401
MONROE	0	0	2	3	0	0	0	10	0	0	0	1	5	21
MONTGOMERY	1	0	32	760	269	10	0	2,367	2	25	0	391	188	4,045
MORGAN	2	2	0	12	0	0	0	15	0	0	0	6	15	52
MORROW	0	0	0	55	7	0	0	36	0	0	0	12	4	114
MUSKINGUM	0	0	3	84	0	0	0	227	1	1	0	27	3	346
NOBLE	0	2	0	6	2	0	0	2	0	0	0	7	1	20
OTTAWA	0	0	5	27	8	0	9	73	0	0	0	0	18	140
PAULDING	0	1	31	0	1	0	0	47	0	0	0	15	0	95
PERRY	0	0	52	6	2	0	0	81	0	1	0	11	10	163
PICKAWAY	0	0	1	47	0	0	0	98	0	1	0	15	3	165
PIKE	0	0	0	21	0	0	0	61	0	0	0	8	8	98
PORTAGE	0	1	9	190	16	1	1	252	0	2	16	23	33	544
PREBLE	0	0	1	78	0	0	0	129	0	1	0	17	2	228
PUTNAM	0	1	4	13	3	0	0	21	0	1	0	5	17	65
RICHLAND	2	0	129	0	1	1	0	229	0	5	0	64	159	590
ROSS	0	0	5	68	1	0	0	165	0	1	0	18	18	276
SANDUSKY	0	1	9	52	0	0	0	10	1	0	0	14	100	187
SCIOTO	0	0	7	36	2	0	0	161	0	1	1	22	20	250
SENECA	1	0	40	32	0	0	0	95	0	1	0	8	27	204
SHELBY	0	0	3	25	19	0	0	114	1	0	0	23	8	193
STARK	0	0	69	275	117	1	8	1268	0	34	0	204	126	2,102
SUMMIT	1	0	146	648	57	3	1	1628	0	47	0	358	391	3,280
TRUMBULL	2	352	324	22	1	0	0	191	1	6	0	217	52	1,168
TUSCARAWAS	1	0	25	2	42	0	0	166	0	0	0	30	26	292
UNION	0	0	18	13	0	0	1	64	0	0	0	25	33	154
VAN WERT	0	0	10	15	5	0	0	70	0	1	0	17	30	148
VINTON	0	6	10	5	0	0	0	19	0	0	0	5	1	46
WARREN	0	4	192	24	0	0	0	194	0	0	0	54	205	673
WASHINGTON	0	2	14	41	0	0	0	56	0	2	0	16	11	142
WAYNE	0	1	47	26	6	0	0	110	0	6	0	26	57	279
WILLIAMS	0	1	4	28	3	0	0	71	0	0	0	10	5	122
WOOD	0	1	36	66	11	0	0	95	0	16	0	24	23	272
WYANDOT	0	0	0	16	7	0	0	22	0	2	0	4	7	58
STATEWIDE	22	522	3,878	8,487	1,136	11,665	40	21,137	12	424	21	4,338	4,656	56,338

COURTS OF COMMON PLEAS - GENERAL DIVISION

ADMINISTRATIVE APPEAL OVERALL CASELOADS

2002

<i>COUNTY</i>	<i>CASES PENDING JANUARY 1</i>	<i>NEW FILINGS</i>	<i>REACTIVATIONS AND TRANSFERS</i>	<i>TOTAL CASES</i>	<i>TOTAL TERMIN- ATIONS</i>	<i>CLEARANCE RATE</i>	<i>CASES PENDING DECEMBER 31</i>	<i>CASES PENDING BEYOND TIME GUIDELINES</i>
ADAMS	0	0	0	0	0	-	0	0
ALLEN	6	10	2	18	11	91.7%	7	0
ASHLAND	4	1	0	5	3	300.0%	2	1
ASHTABULA	5	12	0	17	10	83.3%	7	0
ATHENS	7	10	0	17	6	60.0%	11	3
AUGLAIZE	0	4	0	4	3	75.0%	1	0
BELMONT	1	3	0	4	0	0.0%	4	2
BROWN	5	2	1	8	4	133.3%	4	2
BUTLER	19	26	2	47	24	85.7%	23	6
CARROLL	0	1	0	1	1	100.0%	0	0
CHAMPAIGN	8	5	1	14	2	33.3%	12	7
CLARK	5	8	0	13	4	50.0%	9	2
CLERMONT	13	13	1	27	14	100.0%	13	5
CLINTON	1	10	0	11	6	60.0%	5	0
COLUMBIANA	2	9	1	12	11	110.0%	1	0
COSHOCTON	2	4	0	6	5	125.0%	1	1
CRAWFORD	1	3	0	4	3	100.0%	1	0
CUYAHOGA	106	151	21	278	163	94.8%	115	37
DARKE	1	3	2	6	3	60.0%	3	0
DEFIANCE	0	0	0	0	0	-	0	0
DELAWARE	6	5	0	11	10	200.0%	1	0
ERIE	40	10	0	50	10	100.0%	40	21
FAIRFIELD	5	7	0	12	3	42.9%	9	3
FAYETTE	2	7	0	9	3	42.9%	6	1
FRANKLIN	185	376	33	594	343	83.9%	251	23
FULTON	18	24	0	42	21	87.5%	21	3
GALLIA	4	18	0	22	14	77.8%	8	1
GEAUGA	13	15	3	31	25	138.9%	6	0
GREENE	7	10	0	17	8	80.0%	9	2
GUERNSEY	2	1	0	3	2	200.0%	1	0
HAMILTON	78	111	7	196	82	69.5%	114	2
HANCOCK	2	3	0	5	1	33.3%	4	1
HARDIN	0	6	0	6	2	33.3%	4	0
HARRISON	0	0	0	0	0	-	0	0
HENRY	2	4	0	6	5	125.0%	1	0
HIGHLAND	9	0	0	9	6	-	3	3
HOCKING	0	0	0	0	0	-	0	0
HOLMES	2	4	0	6	5	125.0%	1	0
HURON	0	1	1	2	1	50.0%	1	0
JACKSON	0	1	0	1	1	100.0%	0	0
JEFFERSON	7	2	0	9	8	400.0%	1	1
KNOX	6	16	0	22	16	100.0%	6	0
LAKE	14	19	6	39	22	88.0%	17	3
LAWRENCE	3	5	0	8	3	60.0%	5	1
LICKING	10	17	6	33	25	108.7%	8	0
LOGAN	0	3	0	3	0	0.0%	3	1
LORAIN	0	0	0	0	0	-	0	0
LUCAS	15	28	3	46	19	61.3%	27	10

COURTS OF COMMON PLEAS - GENERAL DIVISION
ADMINISTRATIVE APPEAL OVERALL CASELOADS (continued)
2002

<i>COUNTY</i>	<i>CASES PENDING JANUARY 1</i>	<i>NEW FILINGS</i>	<i>REACTIVATIONS AND TRANSFERS</i>	<i>TOTAL CASES</i>	<i>TOTAL TERMIN- ATIONS</i>	<i>CLEARANCE RATE</i>	<i>CASES PENDING DECEMBER 31</i>	<i>CASES PENDING BEYOND TIME GUIDELINES</i>
MADISON	0	5	0	5	2	40.0%	3	0
MAHONING	37	36	5	78	28	68.3%	50	24
MARION	1	6	3	10	3	33.3%	7	1
MEDINA	9	18	2	29	15	75.0%	14	0
MEIGS	0	1	0	1	0	0.0%	1	0
MERCER	1	4	0	5	4	100.0%	1	0
MIAMI	7	13	1	21	17	121.4%	4	1
MONROE	1	1	0	2	2	200.0%	0	0
MONTGOMERY	24	46	1	71	37	78.7%	34	7
MORGAN	0	0	0	0	0	-	0	0
MORROW	2	1	0	3	1	100.0%	2	0
MUSKINGUM	1	4	0	5	2	50.0%	3	1
NOBLE	3	1	1	5	2	100.0%	3	3
OTTAWA	4	2	0	6	2	100.0%	4	2
PAULDING	0	0	0	0	0	-	0	0
PERRY	0	1	0	1	1	100.0%	0	0
PICKAWAY	2	1	0	3	2	200.0%	1	0
PIKE	7	8	0	15	9	112.5%	6	1
PORTAGE	12	28	0	40	20	71.4%	20	2
PREBLE	8	11	1	20	12	100.0%	8	0
PUTNAM	0	0	0	0	0	-	0	0
RICHLAND	2	8	2	12	7	70.0%	5	0
ROSS	4	10	0	14	12	120.0%	2	0
SANDUSKY	2	7	1	10	4	50.0%	6	0
SCIOTO	5	12	0	17	7	58.3%	10	2
SENECA	1	9	1	11	8	80.0%	3	0
SHELBY	0	6	0	6	1	16.7%	5	0
STARK	21	38	8	67	48	104.3%	19	0
SUMMIT	53	72	14	139	94	109.3%	45	6
TRUMBULL	31	22	2	55	28	116.7%	27	12
TUSCARAWAS	1	5	0	6	5	100.0%	1	0
UNION	1	3	0	4	3	100.0%	1	0
VAN WERT	0	0	1	1	1	-	0	0
VINTON	0	1	0	1	1	100.0%	0	0
WARREN	8	15	0	23	11	73.3%	12	4
WASHINGTON	2	2	0	4	2	100.0%	2	0
WAYNE	2	3	2	7	5	100.0%	2	0
WILLIAMS	0	1	0	1	1	100.0%	0	0
WOOD	9	10	0	19	12	120.0%	7	1
WYANDOT	1	0	0	1	1	-	0	0
STATEWIDE	878	1,379	135	2,392	1,318	87.1%	1,074	209

COURTS OF COMMON PLEAS - GENERAL DIVISION

ADMINISTRATIVE APPEAL TERMINATIONS

2002

COUNTY	JURY TRIAL	COURT TRIAL	SETTLED OR		FOR WANT OF PROSECUTION	MAGISTRATE	DIVERSION OR ARBITRATION	DEFAULT	UNAVAILABILITY OF PARTY	TRANSFERRED OUT	PRIVATE JUDGE REFERRAL	BANKRUPTCY		TOTAL TERMINATIONS	
			DISMISSED PRE TRIAL	DISMISSAL								STAY / INTER-LOCUTORY APPEAL	OTHER TERMINATIONS		
ADAMS	0	0	0	0	0	0	0	0	0	0	0	0	0	0	
ALLEN	0	0	0	5	2	0	0	0	0	0	0	0	0	4	11
ASHLAND	0	3	0	0	0	0	0	0	0	0	0	0	0	0	3
ASHTABULA	0	0	4	3	0	0	0	0	0	1	0	0	0	2	10
ATHENS	0	0	2	4	0	0	0	0	0	0	0	0	0	0	6
AUGLAIZE	0	1	1	0	0	0	0	0	0	0	0	0	0	1	3
BELMONT	0	0	0	0	0	0	0	0	0	0	0	0	0	0	0
BROWN	0	0	0	3	1	0	0	0	0	0	0	0	0	0	4
BUTLER	0	2	5	9	0	0	0	0	0	3	0	0	0	5	24
CARROLL	0	1	0	0	0	0	0	0	0	0	0	0	0	0	1
CHAMPAIGN	1	0	1	0	0	0	0	0	0	0	0	0	0	0	2
CLARK	0	0	1	1	0	0	0	0	0	0	0	0	0	2	4
CLERMONT	0	5	6	1	0	0	0	0	0	1	0	0	0	1	14
CLINTON	0	0	3	0	0	0	0	0	0	1	0	0	0	2	6
COLUMBIANA	0	0	0	2	0	0	0	0	0	1	0	0	0	8	11
COSHOCTON	0	1	0	3	0	0	0	0	0	0	0	0	0	1	5
CRAWFORD	0	0	0	2	0	0	0	0	0	1	0	0	0	0	3
CUYAHOGA	1	3	0	82	0	0	0	2	0	12	0	0	0	63	163
DARKE	0	1	1	0	0	0	0	0	0	0	0	0	0	1	3
DEFIANCE	0	0	0	0	0	0	0	0	0	0	0	0	0	0	0
DELAWARE	0	5	2	0	0	0	0	0	0	3	0	0	0	0	10
ERIE	0	0	5	5	0	0	0	0	0	0	0	0	0	0	10
FAIRFIELD	0	0	0	1	0	0	0	0	0	0	0	0	0	2	3
FAYETTE	0	0	1	2	0	0	0	0	0	0	0	0	0	0	3
FRANKLIN	0	1	12	54	14	104	0	3	0	11	0	8	136	343	
FULTON	1	1	17	2	0	0	0	0	0	0	0	0	0	0	21
GALLIA	0	0	7	6	0	0	0	0	0	1	0	0	0	0	14
GEAUGA	0	0	4	4	1	0	0	0	0	2	0	0	0	14	25
GREENE	0	0	0	2	0	0	0	0	0	0	0	2	4	8	
GUERNSEY	0	0	0	0	0	0	0	0	0	0	0	0	2	2	
HAMILTON	0	0	27	12	8	19	0	1	0	3	0	0	12	82	
HANCOCK	0	0	1	0	0	0	0	0	0	0	0	0	0	0	1
HARDIN	0	0	1	0	1	0	0	0	0	0	0	0	0	0	2
HARRISON	0	0	0	0	0	0	0	0	0	0	0	0	0	0	0
HENRY	0	0	0	0	0	0	0	0	0	0	0	0	5	5	
HIGHLAND	0	0	0	0	0	0	0	0	0	0	0	0	6	6	
HOCKING	0	0	0	0	0	0	0	0	0	0	0	0	0	0	0
HOLMES	0	4	1	0	0	0	0	0	0	0	0	0	0	0	5
HURON	0	0	0	0	0	0	0	0	0	0	0	0	1	1	1
JACKSON	0	1	0	0	0	0	0	0	0	0	0	0	0	0	1
JEFFERSON	0	1	1	2	0	0	0	0	0	0	0	0	4	8	
KNOX	0	0	14	2	0	0	0	0	0	0	0	0	0	0	16
LAKE	0	3	4	5	0	0	0	0	0	6	0	0	4	22	
LAWRENCE	0	0	0	1	1	0	0	0	0	0	0	0	1	3	
LICKING	0	1	3	7	1	0	0	1	0	2	0	0	10	25	
LOGAN	0	0	0	0	0	0	0	0	0	0	0	0	0	0	0
LORAIN	0	0	0	0	0	0	0	0	0	0	0	0	0	0	0
LUCAS	0	0	3	3	0	0	0	1	0	0	0	0	12	19	

COURTS OF COMMON PLEAS - GENERAL DIVISION

ADMINISTRATIVE APPEAL TERMINATIONS (continued)

2002

COUNTY	JURY TRIAL	COURT TRIAL	SETTLED OR		FOR WANT OF PROSECUTION	MAGISTRATE	DIVERSION OR ARBITRATION	DEFAULT	UNAVAILABILITY OF PARTY	TRANSFERRED OUT	PRIVATE JUDGE REFERRAL	BANKRUPTCY		OTHER TERMINATIONS	TOTAL TERMINATIONS
			DISMISSED PRE TRIAL	DISMISSAL								STAY / INTER-LOCUTORY APPEAL	TERMINATIONS		
MADISON	0	1	0	0	0	0	0	0	0	0	0	0	0	1	2
MAHONING	0	0	0	12	0	6	0	0	0	2	0	0	0	8	28
MARION	1	0	1	1	0	0	0	0	0	0	0	0	0	0	3
MEDINA	0	2	7	1	0	0	0	0	0	2	3	0	0	0	15
MEIGS	0	0	0	0	0	0	0	0	0	0	0	0	0	0	0
MERCER	0	0	1	1	0	1	0	0	0	0	0	0	0	1	4
MIAMI	0	3	2	2	1	0	1	0	0	0	0	0	0	8	17
MONROE	0	0	1	0	1	0	0	0	0	0	0	0	0	0	2
MONTGOMERY	0	2	0	19	3	5	0	5	0	3	0	0	0	0	37
MORGAN	0	0	0	0	0	0	0	0	0	0	0	0	0	0	0
MORROW	0	0	0	0	0	0	0	0	0	1	0	0	0	0	1
MUSKINGUM	0	1	1	0	0	0	0	0	0	0	0	0	0	0	2
NOBLE	0	0	0	2	0	0	0	0	0	0	0	0	0	0	2
OTTAWA	0	1	0	1	0	0	0	0	0	0	0	0	0	0	2
PAULDING	0	0	0	0	0	0	0	0	0	0	0	0	0	0	0
PERRY	0	0	0	0	0	0	0	0	0	0	0	0	0	1	1
PICKAWAY	0	0	0	0	0	0	0	0	0	0	0	0	0	2	2
PIKE	0	0	0	1	0	0	0	0	0	0	0	0	0	8	9
PORTAGE	0	1	0	7	1	0	0	0	0	3	0	0	0	8	20
PREBLE	1	1	0	9	0	0	0	1	0	0	0	0	0	0	12
PUTNAM	0	0	0	0	0	0	0	0	0	0	0	0	0	0	0
RICHLAND	0	0	2	0	0	0	0	0	0	0	0	0	0	5	7
ROSS	0	0	0	4	0	0	0	5	0	0	0	0	0	3	12
SANDUSKY	0	0	0	2	0	0	0	0	0	0	0	0	0	2	4
SCIOTO	0	1	0	4	0	0	0	0	0	0	0	0	0	2	7
SENECA	0	0	6	0	0	0	0	0	0	0	0	0	0	2	8
SHELBY	0	0	0	0	0	0	0	1	0	0	0	0	0	0	1
STARK	0	0	1	8	1	0	1	2	0	0	1	6	28	48	
SUMMIT	0	3	13	28	4	2	0	0	0	6	0	7	31	94	
TRUMBULL	0	5	14	2	1	0	0	0	0	3	0	1	2	28	
TUSCARAWAS	0	1	0	0	1	0	0	0	0	0	0	0	3	5	
UNION	0	1	0	0	0	0	0	0	0	1	0	0	1	3	
VAN WERT	0	0	0	0	0	0	0	0	0	0	0	1	0	1	
VINTON	0	0	1	0	0	0	0	0	0	0	0	0	0	1	
WARREN	0	1	7	1	0	0	0	0	0	0	0	0	2	11	
WASHINGTON	0	1	0	1	0	0	0	0	0	0	0	0	0	2	
WAYNE	0	0	1	1	1	0	0	0	0	0	0	0	2	5	
WILLIAMS	0	0	1	0	0	0	0	0	0	0	0	0	0	1	
WOOD	0	1	4	3	0	0	0	0	0	2	0	0	2	12	
WYANDOT	0	0	0	1	0	0	0	0	0	0	0	0	0	1	
STATEWIDE	5	60	190	334	43	137	2	22	0	71	4	25	425	1,318	

COURTS OF COMMON PLEAS - GENERAL DIVISION
COMPLEX LITIGATION OVERALL CASELOADS
2002

<u>COUNTY</u>	<u>CASES PENDING JANUARY 1</u>	<u>NEW FILINGS</u>	<u>REACTIVATIONS AND TRANSFERS</u>	<u>TOTAL CASES</u>	<u>TOTAL TERMIN- ATIONS</u>	<u>CLEARANCE RATE</u>	<u>CASES PENDING DECEMBER 31</u>	<u>CASES PENDING BEYOND TIME GUIDELINES</u>
ADAMS	0	0	0	0	0	-	0	0
ALLEN	0	0	0	0	0	-	0	0
ASHLAND	0	0	0	0	0	-	0	0
ASHTABULA	0	0	0	0	0	-	0	0
ATHENS	1	0	1	2	0	0.0%	2	0
AUGLAIZE	1	0	8	9	1	12.5%	8	0
BELMONT	3	0	0	3	0	-	3	3
BROWN	0	0	0	0	0	-	0	0
BUTLER	1	0	0	1	0	-	1	1
CARROLL	0	0	0	0	0	-	0	0
CHAMPAIGN	0	0	0	0	0	-	0	0
CLARK	0	0	1	1	1	100.0%	0	0
CLERMONT	0	0	2	2	1	50.0%	1	0
CLINTON	0	0	0	0	0	-	0	0
COLUMBIANA	0	0	1	1	0	0.0%	1	0
COSHOCTON	0	0	0	0	0	-	0	0
CRAWFORD	0	0	0	0	0	-	0	0
CUYAHOGA	21	0	6	27	12	200.0%	15	2
DARKE	0	0	0	0	0	-	0	0
DEFIANCE	0	0	0	0	0	-	0	0
DELAWARE	1	0	1	2	1	100.0%	1	0
ERIE	0	0	0	0	0	-	0	0
FAIRFIELD	0	0	0	0	0	-	0	0
FAYETTE	0	0	0	0	0	-	0	0
FRANKLIN	25	0	16	41	14	87.5%	27	3
FULTON	0	0	0	0	0	-	0	0
GALLIA	2	0	0	2	2	-	0	0
GEAUGA	0	0	1	1	1	100.0%	0	0
GREENE	0	0	0	0	0	-	0	0
GUERNSEY	4	0	0	4	2	-	2	2
HAMILTON	6	0	8	14	5	62.5%	9	1
HANCOCK	0	0	0	0	0	-	0	0
HARDIN	0	0	0	0	0	-	0	0
HARRISON	0	0	0	0	0	-	0	0
HENRY	0	0	0	0	0	-	0	0
HIGHLAND	0	0	0	0	0	-	0	0
HOCKING	0	0	0	0	0	-	0	0
HOLMES	0	0	1	1	1	100.0%	0	0
HURON	0	0	0	0	0	-	0	0
JACKSON	0	0	0	0	0	-	0	0
JEFFERSON	0	0	0	0	0	-	0	0
KNOX	0	0	0	0	0	-	0	0
LAKE	0	0	2	2	0	0.0%	2	0
LAWRENCE	0	0	0	0	0	-	0	0
LICKING	0	0	0	0	0	-	0	0
LOGAN	2	0	0	2	1	-	1	0
LORAIN	2	0	1	3	1	100.0%	2	2
LUCAS	55	0	24	79	9	37.5%	70	4

COURTS OF COMMON PLEAS - GENERAL DIVISION
COMPLEX LITIGATION OVERALL CASELOADS (continued)
2002

<u>COUNTY</u>	<u>CASES PENDING JANUARY 1</u>	<u>NEW FILINGS</u>	<u>REACTIVATIONS AND TRANSFERS</u>	<u>TOTAL CASES</u>	<u>TOTAL TERMIN- ATIONS</u>	<u>CLEARANCE RATE</u>	<u>CASES PENDING DECEMBER 31</u>	<u>CASES PENDING BEYOND TIME GUIDELINES</u>
MADISON	0	0	0	0	0	-	0	0
MAHONING	1	0	0	1	1	-	0	0
MARION	0	0	0	0	0	-	0	0
MEDINA	0	0	3	3	0	0.0%	3	0
MEIGS	0	0	0	0	0	-	0	0
MERCER	2	0	0	2	1	-	1	0
MIAMI	0	0	1	1	0	0.0%	1	0
MONROE	0	0	0	0	0	-	0	0
MONTGOMERY	4	0	0	4	4	-	0	0
MORGAN	0	0	0	0	0	-	0	0
MORROW	2	0	0	2	0	-	2	0
MUSKINGUM	0	0	0	0	0	-	0	0
NOBLE	0	0	0	0	0	-	0	0
OTTAWA	4	0	4	8	2	50.0%	6	0
PAULDING	0	0	0	0	0	-	0	0
PERRY	0	0	0	0	0	-	0	0
PICKAWAY	0	0	1	1	1	100.0%	0	0
PIKE	0	0	2	2	2	100.0%	0	0
PORTAGE	0	0	0	0	0	-	0	0
PREBLE	0	0	0	0	0	-	0	0
PUTNAM	0	0	0	0	0	-	0	0
RICHLAND	0	0	1	1	0	0.0%	1	0
ROSS	8	0	4	12	2	50.0%	10	0
SANDUSKY	0	0	0	0	0	-	0	0
SCIOTO	1	0	1	2	0	0.0%	2	0
SENECA	0	0	0	0	0	-	0	0
SHELBY	0	0	0	0	0	-	0	0
STARK	0	0	3	3	3	100.0%	0	0
SUMMIT	1	0	7	8	5	71.4%	3	0
TRUMBULL	3	0	1	4	2	200.0%	2	0
TUSCARAWAS	0	0	0	0	0	-	0	0
UNION	0	0	0	0	0	-	0	0
VAN WERT	0	0	0	0	0	-	0	0
VINTON	0	0	0	0	0	-	0	0
WARREN	0	0	0	0	0	-	0	0
WASHINGTON	1	0	0	1	1	-	0	0
WAYNE	0	0	0	0	0	-	0	0
WILLIAMS	0	0	0	0	0	-	0	0
WOOD	0	0	1	1	0	0.0%	1	0
WYANDOT	0	0	0	0	0	-	0	0
STATEWIDE	151	0	102	253	76	74.5%	177	18

COURTS OF COMMON PLEAS - GENERAL DIVISION

COMPLEX LITIGATION TERMINATIONS

2002

<u>COUNTY</u>	<u>JURY TRIAL</u>	<u>COURT TRIAL</u>	<u>SETTLED OR</u>		<u>FOR WANT</u>		<u>DIVERSION</u>		<u>UNAVAIL- ABILITY OF PARTY</u>	<u>TRANS- FERRED OUT</u>	<u>PRIVATE JUDGE REFERRAL</u>	<u>BANKRUPTCY</u>	<u>OTHER TERMIN- ATIONS</u>	<u>TOTAL TERMIN- ATIONS</u>
			<u>DISMISSED PRE TRIAL</u>	<u>DIS- MISSAL</u>	<u>OF PROS- ECUTION</u>	<u>MAGI- STRATE</u>	<u>OR ARBI- TRATION</u>	<u>DE- FAULT</u>				<u>STAY / INTER- LOCUTORY APPEAL</u>		
ADAMS	0	0	0	0	0	0	0	0	0	0	0	0	0	0
ALLEN	0	0	0	0	0	0	0	0	0	0	0	0	0	0
ASHLAND	0	0	0	0	0	0	0	0	0	0	0	0	0	0
ASHTABULA	0	0	0	0	0	0	0	0	0	0	0	0	0	0
ATHENS	0	0	0	0	0	0	0	0	0	0	0	0	0	0
AUGLAIZE	0	0	0	0	0	0	0	0	0	1	0	0	0	1
BELMONT	0	0	0	0	0	0	0	0	0	0	0	0	0	0
BROWN	0	0	0	0	0	0	0	0	0	0	0	0	0	0
BUTLER	0	0	0	0	0	0	0	0	0	0	0	0	0	0
CARROLL	0	0	0	0	0	0	0	0	0	0	0	0	0	0
CHAMPAIGN	0	0	0	0	0	0	0	0	0	0	0	0	0	0
CLARK	0	0	0	0	0	0	0	1	0	0	0	0	0	1
CLERMONT	0	0	0	0	0	0	0	0	0	0	0	0	1	1
CLINTON	0	0	0	0	0	0	0	0	0	0	0	0	0	0
COLUMBIANA	0	0	0	0	0	0	0	0	0	0	0	0	0	0
COSHOCTON	0	0	0	0	0	0	0	0	0	0	0	0	0	0
CRAWFORD	0	0	0	0	0	0	0	0	0	0	0	0	0	0
CUYAHOGA	2	0	0	10	0	0	0	0	0	0	0	0	0	12
DARKE	0	0	0	0	0	0	0	0	0	0	0	0	0	0
DEFIANCE	0	0	0	0	0	0	0	0	0	0	0	0	0	0
DELAWARE	0	0	0	0	0	0	0	0	0	0	0	1	0	1
ERIE	0	0	0	0	0	0	0	0	0	0	0	0	0	0
FAIRFIELD	0	0	0	0	0	0	0	0	0	0	0	0	0	0
FAYETTE	0	0	0	0	0	0	0	0	0	0	0	0	0	0
FRANKLIN	1	0	0	3	2	0	0	0	0	1	0	1	6	14
FULTON	0	0	0	0	0	0	0	0	0	0	0	0	0	0
GALLIA	0	0	1	1	0	0	0	0	0	0	0	0	0	2
GEAUGA	0	0	0	0	0	0	0	0	0	0	0	0	1	1
GREENE	0	0	0	0	0	0	0	0	0	0	0	0	0	0
GUERNSEY	1	0	1	0	0	0	0	0	0	0	0	0	0	2
HAMILTON	0	0	4	0	0	0	0	0	0	1	0	0	0	5
HANCOCK	0	0	0	0	0	0	0	0	0	0	0	0	0	0
HARDIN	0	0	0	0	0	0	0	0	0	0	0	0	0	0
HARRISON	0	0	0	0	0	0	0	0	0	0	0	0	0	0
HENRY	0	0	0	0	0	0	0	0	0	0	0	0	0	0
HIGHLAND	0	0	0	0	0	0	0	0	0	0	0	0	0	0
HOCKING	0	0	0	0	0	0	0	0	0	0	0	0	0	0
HOLMES	0	0	0	0	0	0	0	0	0	0	0	1	0	1
HURON	0	0	0	0	0	0	0	0	0	0	0	0	0	0
JACKSON	0	0	0	0	0	0	0	0	0	0	0	0	0	0
JEFFERSON	0	0	0	0	0	0	0	0	0	0	0	0	0	0
KNOX	0	0	0	0	0	0	0	0	0	0	0	0	0	0
LAKE	0	0	0	0	0	0	0	0	0	0	0	0	0	0
LAWRENCE	0	0	0	0	0	0	0	0	0	0	0	0	0	0
LICKING	0	0	0	0	0	0	0	0	0	0	0	0	0	0
LOGAN	0	0	0	1	0	0	0	0	0	0	0	0	0	1
LORAIN	0	0	1	0	0	0	0	0	0	0	0	0	0	1
LUCAS	1	0	3	2	0	0	0	0	0	0	0	1	2	9

COURTS OF COMMON PLEAS - GENERAL DIVISION

COMPLEX LITIGATION TERMINATIONS (continued)

2002

COUNTY	JURY TRIAL	COURT TRIAL	SETTLED OR		FOR WANT		DIVERSION		UNAVAIL- ABILITY OF PARTY	TRANS- FERRED OUT	PRIVATE JUDGE REFERRAL	BANKRUPTCY	OTHER TERMIN- ATIONS	TOTAL TERMIN- ATIONS
			DISMISSED PRE TRIAL	DIS- MISSAL	OF PROS- ECUTION	MAGI- STRATE	OR ARBI- TRATION	DE- FAULT				STAY / INTER- LOCUTORY APPEAL		
MADISON	0	0	0	0	0	0	0	0	0	0	0	0	0	0
MAHONING	0	0	0	0	0	0	0	0	0	1	0	0	0	1
MARION	0	0	0	0	0	0	0	0	0	0	0	0	0	0
MEDINA	0	0	0	0	0	0	0	0	0	0	0	0	0	0
MEIGS	0	0	0	0	0	0	0	0	0	0	0	0	0	0
MERCER	0	0	0	0	0	0	1	0	0	0	0	0	0	1
MIAMI	0	0	0	0	0	0	0	0	0	0	0	0	0	0
MONROE	0	0	0	0	0	0	0	0	0	0	0	0	0	0
MONTGOMERY	1	0	0	3	0	0	0	0	0	0	0	0	0	4
MORGAN	0	0	0	0	0	0	0	0	0	0	0	0	0	0
MORROW	0	0	0	0	0	0	0	0	0	0	0	0	0	0
MUSKINGUM	0	0	0	0	0	0	0	0	0	0	0	0	0	0
NOBLE	0	0	0	0	0	0	0	0	0	0	0	0	0	0
OTTAWA	0	0	0	0	0	0	0	0	0	0	0	0	2	2
PAULDING	0	0	0	0	0	0	0	0	0	0	0	0	0	0
PERRY	0	0	0	0	0	0	0	0	0	0	0	0	0	0
PICKAWAY	0	0	0	1	0	0	0	0	0	0	0	0	0	1
PIKE	0	0	0	0	0	0	0	0	0	0	0	0	2	2
PORTAGE	0	0	0	0	0	0	0	0	0	0	0	0	0	0
PREBLE	0	0	0	0	0	0	0	0	0	0	0	0	0	0
PUTNAM	0	0	0	0	0	0	0	0	0	0	0	0	0	0
RICHLAND	0	0	0	0	0	0	0	0	0	0	0	0	0	0
ROSS	0	0	1	1	0	0	0	0	0	0	0	0	0	2
SANDUSKY	0	0	0	0	0	0	0	0	0	0	0	0	0	0
SCIOTO	0	0	0	0	0	0	0	0	0	0	0	0	0	0
SENECA	0	0	0	0	0	0	0	0	0	0	0	0	0	0
SHELBY	0	0	0	0	0	0	0	0	0	0	0	0	0	0
STARK	0	0	0	0	0	0	0	0	0	1	0	0	2	3
SUMMIT	0	0	4	0	0	0	0	0	0	0	0	1	0	5
TRUMBULL	0	0	2	0	0	0	0	0	0	0	0	0	0	2
TUSCARAWAS	0	0	0	0	0	0	0	0	0	0	0	0	0	0
UNION	0	0	0	0	0	0	0	0	0	0	0	0	0	0
VAN WERT	0	0	0	0	0	0	0	0	0	0	0	0	0	0
VINTON	0	0	0	0	0	0	0	0	0	0	0	0	0	0
WARREN	0	0	0	0	0	0	0	0	0	0	0	0	0	0
WASHINGTON	0	0	1	0	0	0	0	0	0	0	0	0	0	1
WAYNE	0	0	0	0	0	0	0	0	0	0	0	0	0	0
WILLIAMS	0	0	0	0	0	0	0	0	0	0	0	0	0	0
WOOD	0	0	0	0	0	0	0	0	0	0	0	0	0	0
WYANDOT	0	0	0	0	0	0	0	0	0	0	0	0	0	0
STATEWIDE	6	0	18	22	2	0	1	1	0	5	0	5	16	76

COURTS OF COMMON PLEAS - GENERAL DIVISION
OTHER CIVIL OVERALL CASELOADS
2002

<u>COUNTY</u>	<u>CASES PENDING JANUARY 1</u>	<u>NEW FILINGS</u>	<u>REACTIVATIONS AND TRANSFERS</u>	<u>TOTAL CASES</u>	<u>TOTAL TERMIN- ATIONS</u>	<u>CLEARANCE RATE</u>	<u>CASES PENDING DECEMBER 31</u>	<u>CASES PENDING BEYOND TIME GUIDELINES</u>
ADAMS	42	136	0	178	142	104.4%	36	0
ALLEN	187	324	23	534	374	107.8%	160	3
ASHLAND	40	110	0	150	108	98.2%	42	0
ASHTABULA	269	334	38	641	413	111.0%	228	14
ATHENS	137	326	2	465	323	98.5%	142	5
AUGLAIZE	26	70	3	99	76	104.1%	23	0
BELMONT	145	181	21	347	202	100.0%	145	26
BROWN	238	128	0	366	192	150.0%	174	46
BUTLER	562	1,145	65	1,772	1,264	104.5%	508	23
CARROLL	22	50	0	72	48	96.0%	24	0
CHAMPAIGN	62	59	24	145	70	84.3%	75	18
CLARK	320	289	15	624	301	99.0%	323	47
CLERMONT	554	640	32	1,226	675	100.4%	551	170
CLINTON	87	126	3	216	125	96.9%	91	3
COLUMBIANA	183	451	27	661	471	98.5%	190	3
COSHOCTON	46	216	1	263	209	96.3%	54	0
CRAWFORD	99	206	4	309	183	87.1%	126	7
CUYAHOGA	3,408	8,829	501	12,738	8,439	90.5%	4,299	136
DARKE	100	138	10	248	168	113.5%	80	0
DEFIANCE	74	83	0	157	102	122.9%	55	0
DELAWARE	165	297	13	475	298	96.1%	177	19
ERIE	314	254	0	568	229	90.2%	339	91
FAIRFIELD	253	328	18	599	322	93.1%	277	23
FAYETTE	70	84	0	154	88	104.8%	66	1
FRANKLIN	2,735	4,901	528	8,164	5,152	94.9%	3,012	61
FULTON	96	110	2	208	122	108.9%	86	2
GALLIA	56	145	0	201	138	95.2%	63	0
GEAUGA	184	305	23	512	315	96.0%	197	1
GREENE	149	260	19	428	265	95.0%	163	8
GUERNSEY	74	153	9	236	146	90.1%	90	0
HAMILTON	2,632	4,008	112	6,752	3,827	92.9%	2,925	94
HANCOCK	155	243	20	418	239	90.9%	179	17
HARDIN	68	64	1	133	75	115.4%	58	7
HARRISON	14	36	0	50	29	80.6%	21	0
HENRY	155	68	1	224	111	160.9%	113	0
HIGHLAND	224	131	0	355	144	109.9%	211	73
HOCKING	66	107	0	173	73	68.2%	100	0
HOLMES	37	132	0	169	144	109.1%	25	0
HURON	97	134	11	242	158	109.0%	84	1
JACKSON	63	108	1	172	109	100.0%	63	5
JEFFERSON	102	160	15	277	161	92.0%	116	5
KNOX	88	189	0	277	178	94.2%	99	1
LAKE	465	801	103	1,369	900	99.6%	469	2
LAWRENCE	97	202	21	320	180	80.7%	140	10
LICKING	165	476	23	664	489	98.0%	175	5
LOGAN	86	176	12	274	209	111.2%	65	0
LORAIN	653	1,310	28	1,991	1,219	91.1%	772	30
LUCAS	1,154	1,548	95	2,797	1,469	89.4%	1,328	36

COURTS OF COMMON PLEAS - GENERAL DIVISION

OTHER CIVIL OVERALL CASELOADS (continued)

2002

<u>COUNTY</u>	<u>CASES PENDING JANUARY 1</u>	<u>NEW FILINGS</u>	<u>REACTIVATIONS AND TRANSFERS</u>	<u>TOTAL CASES</u>	<u>TOTAL TERMIN- ATIONS</u>	<u>CLEARANCE RATE</u>	<u>CASES PENDING DECEMBER 31</u>	<u>CASES PENDING BEYOND TIME GUIDELINES</u>
MADISON	61	111	7	179	105	89.0%	74	0
MAHONING	931	1,537	144	2,612	1,478	87.9%	1,134	77
MARION	121	313	45	479	348	97.2%	131	5
MEDINA	349	634	20	1,003	609	93.1%	394	0
MEIGS	44	41	9	94	66	132.0%	28	0
MERCER	37	69	5	111	66	89.2%	45	2
MIAMI	113	249	18	380	265	99.3%	115	1
MONROE	45	113	4	162	143	122.2%	19	3
MONTGOMERY	840	2,057	73	2,970	2,067	97.0%	903	14
MORGAN	41	53	11	105	57	89.1%	48	0
MORROW	173	77	10	260	87	100.0%	173	0
MUSKINGUM	118	156	4	278	163	101.9%	115	8
NOBLE	39	44	2	85	41	89.1%	44	12
OTTAWA	89	146	0	235	109	74.7%	126	7
PAULDING	30	98	2	130	73	73.0%	57	1
PERRY	41	118	0	159	122	103.4%	37	0
PICKAWAY	58	112	0	170	111	99.1%	59	0
PIKE	88	135	3	226	139	100.7%	87	10
PORTAGE	399	459	0	858	522	113.7%	336	13
PREBLE	49	90	0	139	81	90.0%	58	1
PUTNAM	27	58	2	87	63	105.0%	24	1
RICHLAND	212	273	49	534	311	96.6%	223	9
ROSS	171	182	12	365	202	104.1%	163	34
SANDUSKY	49	115	13	177	99	77.3%	78	0
SCIOTO	187	313	3	503	304	96.2%	199	7
SENECA	30	127	16	173	122	85.3%	51	0
SHELBY	36	88	0	124	91	103.4%	33	0
STARK	383	1,002	116	1,501	1,106	98.9%	395	1
SUMMIT	1,182	2,098	161	3,441	2,172	96.1%	1,269	31
TRUMBULL	804	868	46	1,718	926	101.3%	792	56
TUSCARAWAS	157	306	19	482	324	99.7%	158	2
UNION	22	108	7	137	93	80.9%	44	0
VAN WERT	81	209	33	323	248	102.5%	75	0
VINTON	25	51	4	80	69	125.5%	11	0
WARREN	322	449	28	799	464	97.3%	335	22
WASHINGTON	74	167	0	241	141	84.4%	100	1
WAYNE	127	212	12	351	232	103.6%	119	0
WILLIAMS	42	83	6	131	92	103.4%	39	0
WOOD	146	297	16	459	287	91.7%	172	5
WYANDOT	36	76	6	118	86	104.9%	32	4
STATEWIDE	24,797	44,265	2,730	71,792	44,758	95.2%	27,034	1,320

COURTS OF COMMON PLEAS - GENERAL DIVISION
OTHER CIVIL TERMINATIONS
2002

COUNTY	JURY TRIAL	COURT TRIAL	SETTLED OR		FOR WANT OF PROSECUTION	MAGISTRATE	DIVERSION OR ARBITRATION	DEFAULT	UNAVAILABILITY OF PARTY	TRANSFERRED OUT	PRIVATE JUDGE REFERRAL	BANKRUPTCY		OTHER TERMINATIONS	TOTAL TERMINATIONS
			DISMISSED PRE TRIAL	DISMISSAL								STAY/INTERLOCUTORY APPEAL	LOCUTORY APPEAL		
ADAMS	1	1	4	43	1	20	0	29	0	24	0	2	17	142	
ALLEN	3	32	67	75	6	0	0	88	0	9	0	21	73	374	
ASHLAND	0	19	26	22	0	9	1	16	0	3	0	3	9	108	
ASHTABULA	6	8	99	101	1	1	2	82	0	35	0	11	67	413	
ATHENS	3	2	32	89	6	0	0	58	0	7	0	5	121	323	
AUGLAIZE	0	3	7	18	2	0	0	13	0	1	0	3	29	76	
BELMONT	0	1	16	63	0	0	1	80	0	5	0	2	34	202	
BROWN	1	1	21	42	58	0	0	32	0	2	0	6	29	192	
BUTLER	5	18	191	262	9	0	9	193	1	100	0	16	460	1,264	
CARROLL	0	2	21	5	0	0	0	14	0	0	0	3	3	48	
CHAMPAIGN	1	0	33	5	0	0	3	20	0	1	0	3	4	70	
CLARK	1	3	51	75	3	0	0	93	0	2	0	11	62	301	
CLERMONT	3	47	105	282	35	47	15	67	0	13	0	21	40	675	
CLINTON	1	6	49	4	0	0	0	0	0	2	0	4	59	125	
COLUMBIANA	5	15	74	80	43	28	2	136	1	21	0	24	42	471	
COSHOCTON	0	3	6	35	0	0	1	17	0	0	0	2	145	209	
CRAWFORD	0	14	22	21	3	74	0	27	0	4	0	2	16	183	
CUYAHOGA	46	74	30	3,600	0	16	108	2982	0	586	0	261	736	8,439	
DARKE	1	6	33	26	5	0	0	59	0	0	0	13	25	168	
DEFIANCE	1	15	21	33	4	0	0	18	0	1	0	2	7	102	
DELAWARE	1	30	77	51	3	11	2	66	0	17	0	11	29	298	
ERIE	2	0	44	65	0	0	2	37	0	21	0	3	55	229	
FAIRFIELD	2	14	80	69	10	4	0	69	1	28	0	11	34	322	
FAYETTE	2	2	3	20	2	3	0	16	0	2	0	3	35	88	
FRANKLIN	24	36	646	1,242	179	202	17	1,069	0	276	2	276	1183	5,152	
FULTON	2	6	55	6	1	0	0	37	0	0	0	1	14	122	
GALLIA	3	13	27	31	7	0	0	31	0	11	0	2	13	138	
GEAUGA	0	6	94	39	16	6	0	77	0	10	6	10	51	315	
GREENE	0	2	30	86	4	19	2	62	0	21	0	10	29	265	
GUERNSEY	4	18	26	40	2	8	0	14	1	1	7	7	18	146	
HAMILTON	15	35	1,697	311	218	521	70	290	0	161	2	70	437	3,827	
HANCOCK	0	10	81	27	24	0	3	59	1	13	0	4	17	239	
HARDIN	1	5	16	22	2	0	0	11	0	1	0	2	15	75	
HARRISON	0	0	7	7	1	0	0	6	0	1	0	2	5	29	
HENRY	0	0	7	20	1	0	0	7	0	0	0	0	76	111	
HIGHLAND	3	6	47	31	0	0	0	25	0	4	0	3	25	144	
HOCKING	1	14	26	26	0	0	0	0	0	3	0	3	0	73	
HOLMES	0	8	31	13	1	1	0	76	0	2	0	6	6	144	
HURON	3	1	37	26	5	0	0	41	0	5	0	5	35	158	
JACKSON	0	6	5	33	1	0	0	35	0	4	0	3	22	109	
JEFFERSON	0	1	28	46	5	0	0	39	0	6	1	4	31	161	
KNOX	1	5	57	33	0	25	0	0	0	2	1	4	50	178	
LAKE	10	33	187	251	9	18	19	165	0	90	0	54	64	900	
LAWRENCE	0	6	18	42	4	9	0	70	0	18	0	5	8	180	
LICKING	5	4	66	111	9	67	0	149	0	20	0	10	48	489	
LOGAN	1	6	41	50	0	15	0	65	0	1	0	6	24	209	
LORAIN	3	6	291	261	5	0	18	345	0	55	0	50	185	1,219	
LUCAS	9	6	355	353	13	0	5	365	0	72	0	63	228	1,469	

COURTS OF COMMON PLEAS - GENERAL DIVISION

OTHER CIVIL TERMINATIONS (continued)

2002

COUNTY	JURY TRIAL	COURT TRIAL	SETTLED OR DISMISSED PRE TRIAL	DIS-MISSAL	FOR WANT OF PROSECUTION	MAGISTRATE	DIVERSION OR ARBITRATION	DE-FAULT	UNAVAILABILITY OF PARTY	TRANSFERRED OUT	PRIVATE JUDGE REFERRAL	BANKRUPTCY		TOTAL TERMINATIONS
												STAY/INTER-LOCUTORY APPEAL	OTHER TERMINATIONS	
MADISON	2	5	17	38	0	0	0	7	0	3	0	5	28	105
MAHONING	9	7	281	328	2	82	16	381	1	51	0	71	249	1,478
MARION	0	17	72	40	18	0	1	68	1	23	1	5	102	348
MEDINA	15	14	325	22	2	0	1	102	0	33	0	18	77	609
MEIGS	2	7	4	13	9	0	0	20	0	5	0	3	3	66
MERCER	0	0	16	1	12	0	2	22	0	0	0	5	8	66
MIAMI	1	5	38	66	6	0	0	63	1	21	0	13	51	265
MONROE	1	5	16	12	1	0	0	7	0	1	0	0	100	143
MONTGOMERY	3	1	102	684	256	68	16	786	0	69	0	44	38	2,067
MORGAN	1	7	5	12	0	0	0	21	0	0	0	0	11	57
MORROW	2	4	13	32	1	0	0	19	0	4	0	7	5	87
MUSKINGUM	0	3	20	52	0	0	0	54	0	6	0	7	21	163
NOBLE	0	6	1	11	0	0	0	3	0	0	0	2	18	41
OTTAWA	1	2	11	27	3	13	0	23	0	3	0	0	26	109
PAULDING	0	4	17	2	0	0	0	46	0	0	0	2	2	73
PERRY	0	1	44	2	1	0	0	29	0	14	0	6	25	122
PICKAWAY	1	1	4	36	0	0	1	47	0	4	1	2	14	111
PIKE	1	1	10	40	0	0	0	50	0	9	0	9	19	139
PORTAGE	1	12	71	146	34	1	9	140	4	44	7	12	41	522
PREBLE	15	0	9	33	0	0	0	12	0	5	0	3	4	81
PUTNAM	0	9	4	18	0	0	0	11	0	2	0	6	13	63
RICHLAND	0	4	146	0	1	6	1	61	0	12	0	14	66	311
ROSS	2	11	26	61	0	2	0	44	0	8	0	18	30	202
SANDUSKY	0	2	13	25	0	0	2	19	1	8	0	0	29	99
SCIOTO	3	4	33	67	4	0	4	110	0	8	0	13	58	304
SENECA	1	8	42	4	0	0	1	21	0	14	0	3	28	122
SHELBY	0	1	12	16	9	0	1	36	1	3	0	3	9	91
STARK	7	15	273	122	39	4	72	276	0	93	0	85	120	1,106
SUMMIT	22	18	585	349	45	61	52	468	0	138	0	91	343	2,172
TRUMBULL	11	63	503	37	1	4	3	86	0	58	4	56	100	926
TUSCARAWAS	4	16	81	9	43	1	0	89	0	12	0	19	50	324
UNION	3	8	21	10	0	0	0	21	0	6	0	6	18	93
VAN WERT	1	5	45	34	4	0	0	97	0	3	0	18	41	248
VINTON	0	11	10	2	0	0	1	29	0	2	0	2	12	69
WARREN	7	19	186	31	0	1	3	82	0	2	0	14	119	464
WASHINGTON	2	15	46	16	0	0	0	42	0	7	0	4	9	141
WAYNE	1	9	74	29	2	0	0	45	0	7	0	15	50	232
WILLIAMS	0	2	24	16	3	0	1	34	0	0	0	7	5	92
WOOD	1	10	98	46	4	0	2	57	0	14	1	12	42	287
WYANDOT	0	6	6	16	1	15	1	13	0	3	0	2	23	86
STATEWIDE	290	887	8,291	10,698	1,199	1,362	470	10,791	14	2,356	33	1,645	6,722	44,758

COURTS OF COMMON PLEAS - GENERAL DIVISION**TOTAL CIVIL OVERALL CASELOADS****2002**

<u>COUNTY</u>	<u>CASES PENDING JANUARY 1</u>	<u>NEW FILINGS</u>	<u>REACTIVATIONS AND TRANSFERS</u>	<u>TOTAL CASES</u>	<u>TOTAL TERMIN- ATIONS</u>	<u>CLEARANCE RATE</u>	<u>CASES PENDING DECEMBER 31</u>	<u>CASES PENDING BEYOND TIME GUIDELINES</u>
ADAMS	104	289	3	396	289	99.0%	107	0
ALLEN	768	1,304	178	2,250	1,457	98.3%	793	37
ASHLAND	142	370	7	519	368	97.6%	151	3
ASHTABULA	801	1,168	129	2,098	1,332	102.7%	766	34
ATHENS	248	493	7	748	488	97.6%	260	12
AUGLAIZE	140	308	27	475	340	101.5%	135	0
BELMONT	413	486	70	969	519	93.3%	450	69
BROWN	474	386	4	864	482	123.6%	382	94
BUTLER	2,228	3,700	327	6,255	4,049	100.5%	2,206	113
CARROLL	76	202	1	279	187	92.1%	92	0
CHAMPAIGN	238	320	59	617	274	72.3%	343	72
CLARK	1,213	1,522	58	2,793	1,473	93.2%	1,320	174
CLERMONT	1,292	1,736	102	3,130	1,734	94.3%	1,396	253
CLINTON	244	443	9	696	406	89.8%	290	17
COLUMBIANA	562	1,192	95	1,849	1,249	97.0%	600	12
COSHOCTON	130	416	23	569	412	93.8%	157	2
CRAWFORD	285	465	37	787	508	101.2%	279	20
CUYAHOGA	10,693	27,277	2,797	40,767	28,227	93.9%	12,540	496
DARKE	222	402	27	651	410	95.6%	241	0
DEFIANCE	236	311	6	553	281	88.6%	272	0
DELAWARE	430	759	52	1,241	772	95.2%	469	30
ERIE	820	758	14	1,592	727	94.2%	865	240
FAIRFIELD	683	981	86	1,750	971	91.0%	779	68
FAYETTE	222	247	0	469	235	95.1%	234	6
FRANKLIN	8,431	15,099	1,299	24,829	15,187	92.6%	9,642	242
FULTON	235	306	7	548	315	100.6%	233	7
GALLIA	108	257	0	365	249	96.9%	116	1
GEAUGA	519	801	57	1,377	810	94.4%	567	3
GREENE	603	1,024	63	1,690	1,082	99.5%	608	34
GUERNSEY	183	356	27	566	334	87.2%	232	3
HAMILTON	6,470	11,276	514	18,260	10,597	89.9%	7,663	353
HANCOCK	410	566	35	1,011	531	88.4%	480	49
HARDIN	188	286	11	485	246	82.8%	239	14
HARRISON	50	103	4	157	104	97.2%	53	1
HENRY	302	199	1	502	248	124.0%	254	0
HIGHLAND	397	386	0	783	422	109.3%	361	106
HOCKING	123	220	0	343	194	88.2%	149	0
HOLMES	85	253	1	339	272	107.1%	67	0
HURON	292	434	50	776	508	105.0%	268	4
JACKSON	164	374	1	539	359	95.7%	180	6
JEFFERSON	367	529	66	962	570	95.8%	392	33
KNOX	310	495	18	823	426	83.0%	397	53
LAKE	1,356	2,342	284	3,982	2,497	95.1%	1,485	18
LAWRENCE	295	477	46	818	492	94.1%	326	30
LICKING	567	1,389	128	2,084	1,521	100.3%	563	8
LOGAN	289	482	60	831	589	108.7%	242	14
LORAIN	1,861	3,691	169	5,721	3,479	90.1%	2,242	100
LUCAS	4,087	5,705	345	10,137	5,605	92.6%	4,532	112

COURTS OF COMMON PLEAS - GENERAL DIVISION

TOTAL CIVIL OVERALL CASELOADS (continued)

2002

<i>COUNTY</i>	<i>CASES PENDING JANUARY 1</i>	<i>NEW FILINGS</i>	<i>REACTIVATIONS AND TRANSFERS</i>	<i>TOTAL CASES</i>	<i>TOTAL TERMIN- ATIONS</i>	<i>CLEARANCE RATE</i>	<i>CASES PENDING DECEMBER 31</i>	<i>CASES PENDING BEYOND TIME GUIDELINES</i>
MADISON	153	315	39	507	318	89.8%	189	5
MAHONING	3,002	4,118	667	7,787	4,439	92.8%	3,348	271
MARION	448	869	165	1,482	957	92.6%	525	28
MEDINA	793	1,427	101	2,321	1,444	94.5%	877	0
MEIGS	95	139	17	251	163	104.5%	88	1
MERCER	118	220	19	357	232	97.1%	125	4
MIAMI	369	817	71	1,257	847	95.4%	410	2
MONROE	74	160	9	243	190	112.4%	53	10
MONTGOMERY	4,098	8,784	578	13,460	8,936	95.4%	4,524	133
MORGAN	65	95	32	192	116	91.3%	76	0
MORROW	399	294	17	710	243	78.1%	467	0
MUSKINGUM	389	695	30	1,114	656	90.5%	458	30
NOBLE	70	76	7	153	68	81.9%	85	25
OTTAWA	274	398	5	677	363	90.1%	314	17
PAULDING	111	206	13	330	191	87.2%	139	9
PERRY	96	307	0	403	313	102.0%	90	0
PICKAWAY	203	393	5	601	355	89.2%	246	1
PIKE	219	283	9	511	313	107.2%	198	24
PORTAGE	1,088	1,434	0	2,522	1,445	100.8%	1,077	72
PREBLE	169	398	14	581	357	86.7%	224	3
PUTNAM	70	154	8	232	165	101.9%	67	2
RICHLAND	826	1,240	189	2,255	1,323	92.6%	932	35
ROSS	473	591	35	1,099	632	101.0%	467	79
SANDUSKY	220	424	30	674	402	88.5%	272	8
SCIOTO	481	775	5	1,261	742	95.1%	519	20
SENECA	127	432	62	621	439	88.9%	182	2
SHELBY	167	353	19	539	371	99.7%	168	0
STARK	1,523	4,455	532	6,510	4,669	93.6%	1,841	4
SUMMIT	3,773	7,498	756	12,027	7,710	93.4%	4,317	114
TRUMBULL	2,329	3,104	243	5,676	3,158	94.4%	2,518	140
TUSCARAWAS	419	834	76	1,329	860	94.5%	469	7
UNION	82	333	18	433	304	86.6%	129	0
VAN WERT	164	361	72	597	445	102.8%	152	2
VINTON	74	100	4	178	133	127.9%	45	0
WARREN	832	1,421	151	2,404	1,456	92.6%	948	56
WASHINGTON	241	408	0	649	374	91.7%	275	12
WAYNE	364	659	57	1,080	705	98.5%	375	1
WILLIAMS	129	256	25	410	272	96.8%	138	1
WOOD	475	829	54	1,358	806	91.3%	552	25
WYANDOT	83	149	12	244	165	102.5%	79	12
STATEWIDE	75,441	138,389	11,450	225,280	140,904	94.0%	84,376	4,098

COURTS OF COMMON PLEAS - GENERAL DIVISION

TOTAL CIVIL TERMINATIONS

2002

<i>COUNTY</i>	<i>JURY TRIAL</i>	<i>COURT TRIAL</i>	<i>SETTLED OR DISMISSED PRE TRIAL</i>	<i>DIS-MISSAL</i>	<i>FOR WANT OF PROSECUTION</i>	<i>MAGISTRATE</i>	<i>DIVERSION OR ARBITRATION</i>	<i>DE-FAULT</i>	<i>UNAVAIL-ABILITY OF PARTY</i>	<i>TRANS-FERRED OUT</i>	<i>PRIVATE JUDGE REFERRAL</i>	<i>BANKRUPTCY</i>	<i>OTHER TERMINATIONS</i>	<i>TOTAL TERMINATIONS</i>
												<i>STAY/INTER-LOCUTORY APPEAL</i>		
ADAMS	4	1	5	93	4	20	1	94	0	39	0	5	23	289
ALLEN	9	53	214	339	15	0	0	118	0	33	0	136	540	1,457
ASHLAND	3	28	93	83	0	10	1	19	0	6	0	18	107	368
ASHTABULA	9	10	304	326	2	3	2	370	0	85	0	53	168	1,332
ATHENS	5	3	52	152	6	0	0	108	0	15	0	17	130	488
AUGLAIZE	0	4	63	80	10	0	1	97	0	6	0	14	65	340
BELMONT	6	2	75	162	0	0	2	199	0	15	0	18	40	519
BROWN	6	5	39	112	70	0	0	178	0	2	2	15	53	482
BUTLER	32	27	683	916	26	0	17	1,249	2	399	0	118	580	4,049
CARROLL	0	3	74	21	0	0	0	62	0	3	0	19	5	187
CHAMPAIGN	3	0	125	10	0	0	8	99	0	1	0	22	6	274
CLARK	9	7	364	188	14	0	0	706	0	19	0	46	120	1,473
CLERMONT	11	77	248	694	35	191	33	257	0	33	0	93	62	1,734
CLINTON	5	15	157	11	0	0	0	0	0	6	0	23	189	406
COLUMBIANA	12	16	233	211	95	28	3	436	1	36	0	93	85	1,249
COSHOCTON	2	5	17	102	2	0	1	110	0	3	0	11	159	412
CRAWFORD	5	14	76	72	4	74	1	166	0	6	0	23	67	508
CUYAHOGA	241	111	71	10,121	28	9,910	686	3,467	0	1,920	0	428	1,244	28,227
DARKE	5	8	86	64	8	0	0	166	0	1	0	40	32	410
DEFIANCE	6	59	67	85	19	0	0	21	0	1	0	14	9	281
DELAWARE	2	43	200	142	15	12	4	223	1	40	0	53	37	772
ERIE	4	0	105	238	0	0	2	187	0	72	0	17	102	727
FAIRFIELD	3	17	167	287	23	4	1	265	1	44	0	78	81	971
FAYETTE	2	2	12	53	2	3	0	19	0	3	0	20	119	235
FRANKLIN	81	81	1,892	4,343	460	340	44	4,271	3	519	4	966	2,183	15,187
FULTON	4	11	143	22	1	0	0	107	0	6	0	2	19	315
GALLIA	8	14	47	59	12	0	0	71	0	16	0	6	16	249
GEAUGA	3	7	321	103	33	6	8	159	0	23	6	34	107	810
GREENE	2	2	116	352	19	22	4	395	0	37	0	61	72	1,082
GUERNSEY	7	20	71	78	2	8	0	92	2	1	7	19	27	334
HAMILTON	57	55	4,654	632	583	2,220	206	607	1	355	2	405	820	10,597
HANCOCK	1	11	188	93	32	0	19	129	2	20	0	16	20	531
HARDIN	2	6	49	48	6	0	0	31	2	2	0	34	66	246
HARRISON	1	0	12	21	7	0	0	50	1	1	0	2	9	104
HENRY	0	0	11	33	1	0	0	43	0	0	0	0	160	248
HIGHLAND	3	8	66	75	0	0	0	177	0	4	0	25	64	422
HOCKING	2	36	75	62	0	0	0	0	0	5	0	14	0	194
HOLMES	2	22	85	26	1	1	0	110	0	3	0	14	8	272
HURON	8	1	103	82	12	0	0	176	0	14	0	25	87	508
JACKSON	1	8	17	99	1	0	0	157	0	6	0	9	61	359
JEFFERSON	2	2	151	128	12	0	0	124	0	13	4	28	106	570
KNOX	1	6	120	104	0	25	0	0	0	2	1	29	138	426
LAKE	35	40	468	769	32	21	41	541	0	207	0	173	170	2,497
LAWRENCE	8	9	80	120	9	10	0	172	0	29	0	25	30	492
LICKING	11	7	176	340	18	67	1	630	0	60	0	83	128	1,521
LOGAN	4	6	118	115	0	17	0	248	0	1	0	51	29	589
LORAIN	24	7	832	762	15	0	40	1,028	0	188	0	227	356	3,479
LUCAS	54	9	1,162	1,420	42	0	5	1,805	0	182	0	293	633	5,605

COURTS OF COMMON PLEAS - GENERAL DIVISION

TOTAL CIVIL TERMINATIONS (continued)

2002

COUNTY	JURY TRIAL	COURT TRIAL	SETTLED OR DISMISSED PRE TRIAL	DISMISSAL	FOR WANT OF PROSECUTION	MAGISTRATE	DIVERSION OR ARBITRATION	DEFAULT	UNAVAILABILITY OF PARTY	TRANSFERRED OUT	PRIVATE JUDGE REFERRAL	BANKRUPTCY		TOTAL TERMINATIONS
												STAY/INTERLOCUTORY APPEAL	OTHER TERMINATIONS	
MADISON	5	7	25	117	0	0	0	20	0	4	0	24	116	318
MAHONING	40	9	944	1,017	5	91	31	1279	6	355	0	251	411	4,439
MARION	5	17	152	167	57	0	1	294	1	31	1	33	198	957
MEDINA	33	18	780	61	9	1	1	285	0	55	3	53	145	1,444
MEIGS	2	7	4	51	20	0	0	61	0	7	0	8	3	163
MERCER	1	2	44	6	46	1	9	91	0	2	0	16	14	232
MIAMI	8	10	119	209	19	0	1	306	1	31	0	56	87	847
MONROE	2	5	33	21	2	0	0	18	0	1	0	1	107	190
MONTGOMERY	65	3	759	2,489	644	266	88	3,539	2	275	0	496	310	8,936
MORGAN	3	9	5	29	0	0	0	36	0	0	0	7	27	116
MORROW	2	5	26	108	9	0	0	56	0	8	0	20	9	243
MUSKINGUM	0	4	83	192	0	0	0	289	1	19	0	36	32	656
NOBLE	0	8	1	24	2	0	0	5	0	0	0	9	19	68
OTTAWA	5	7	43	99	15	13	9	98	0	9	0	0	65	363
PAULDING	1	5	63	4	1	0	0	93	0	1	0	17	6	191
PERRY	1	1	115	8	3	0	0	111	0	18	0	18	38	313
PICKAWAY	3	1	10	141	1	0	1	153	0	5	1	18	21	355
PIKE	2	1	24	94	0	0	1	116	0	12	0	20	43	313
PORTAGE	9	16	231	464	56	3	15	414	4	70	25	42	96	1,445
PREBLE	17	1	12	150	0	0	0	142	0	6	0	22	7	357
PUTNAM	0	11	14	53	3	0	0	33	0	5	0	12	34	165
RICHLAND	10	4	583	1	4	7	1	316	0	37	0	84	276	1,323
ROSS	5	11	101	166	1	2	0	215	0	21	0	47	63	632
SANDUSKY	1	3	60	112	0	0	12	29	3	28	0	16	138	402
SCIOTO	7	6	79	223	10	0	5	278	0	15	1	37	81	742
SENECA	6	9	144	49	0	0	14	118	0	23	0	14	62	439
SHELBY	6	3	36	60	56	0	1	153	2	5	0	26	23	371
STARK	43	18	850	501	238	12	302	1608	2	328	1	415	351	4,669
SUMMIT	90	25	1,764	1,382	137	69	205	2,121	0	467	0	486	964	7,710
TRUMBULL	49	456	1,598	92	5	5	3	286	1	164	15	292	192	3,158
TUSCARAWAS	10	21	232	18	139	1	0	258	0	37	0	57	87	860
UNION	3	11	70	37	0	0	1	85	0	8	0	33	56	304
VAN WERT	3	5	71	66	11	0	0	171	0	6	0	36	76	445
VINTON	0	20	31	8	0	0	1	51	0	2	0	7	13	133
WARREN	13	24	615	72	0	1	3	293	0	5	0	75	355	1,456
WASHINGTON	7	19	115	81	0	0	0	98	0	11	0	21	22	374
WAYNE	4	11	252	83	11	0	0	159	0	20	0	43	122	705
WILLIAMS	0	3	63	57	6	0	1	108	0	1	0	17	16	272
WOOD	7	15	282	139	18	0	3	158	0	57	1	39	87	806
WYANDOT	0	6	8	48	9	15	1	35	0	7	0	6	30	165
STATEWIDE	1,173	1,695	24,928	33,147	3,213	13,479	1,841	33,718	39	6,638	74	6,825	14,134	140,904

COURTS OF COMMON PLEAS-GENERAL DIVISION
CRIMINAL OVERALL CASELOADS
2002

<u>COUNTY</u>	<u>CASES PENDING JANUARY 1</u>	<u>NEW FILINGS</u>	<u>REACTIVATIONS AND TRANSFERS</u>	<u>TOTAL CASES</u>	<u>TOTAL TERMIN- ATIONS</u>	<u>CLEARANCE RATE</u>	<u>CASES PENDING DECEMBER 31</u>	<u>CASES PENDING BEYOND TIME GUIDELINES</u>
ADAMS	40	121	0	161	125	103.3%	36	0
ALLEN	77	435	5	517	421	95.7%	96	5
ASHLAND	43	144	2	189	129	88.4%	60	5
ASHTABULA	172	303	64	539	380	103.5%	159	52
ATHENS	90	221	14	325	195	83.0%	130	23
AUGLAIZE	33	153	5	191	148	93.7%	43	0
BELMONT	65	247	27	339	259	94.5%	80	22
BROWN	125	224	1	350	157	69.8%	193	102
BUTLER	700	1,989	844	3,533	2,887	101.9%	646	82
CARROLL	19	101	2	122	110	106.8%	12	0
CHAMPAIGN	153	268	24	445	328	112.3%	117	7
CLARK	303	1069	96	1468	1136	97.5%	332	13
CLERMONT	289	637	165	1,091	780	97.3%	311	78
CLINTON	105	198	0	303	206	104.0%	97	17
COLUMBIANA	111	198	38	347	239	101.3%	108	34
COSHOCTON	51	128	4	183	135	102.3%	48	5
CRAWFORD	59	123	4	186	127	100.0%	59	3
CUYAHOGA	4,940	15,973	1,651	22,564	18,137	102.9%	4,427	681
DARKE	65	183	1	249	166	90.2%	83	0
DEFIANCE	104	298	2	404	282	94.0%	122	0
DELAWARE	151	618	61	830	612	90.1%	218	9
ERIE	28	486	39	553	532	101.3%	21	1
FAIRFIELD	132	414	24	570	462	105.5%	108	25
FAYETTE	85	153	0	238	138	90.2%	100	2
FRANKLIN	2,760	7,500	2,294	12,554	9,592	97.9%	2,962	259
FULTON	84	83	0	167	131	157.8%	36	0
GALLIA	45	149	0	194	143	96.0%	51	2
GEAUGA	31	118	13	162	110	84.0%	52	1
GREENE	269	789	26	1,084	791	97.1%	293	23
GUERNSEY	38	154	10	202	156	95.1%	46	3
HAMILTON	1,741	7,548	1,715	11,004	9,075	98.0%	1,929	90
HANCOCK	150	229	28	407	264	102.7%	143	33
HARDIN	47	45	0	92	70	155.6%	22	16
HARRISON	11	70	2	83	48	66.7%	35	1
HENRY	71	112	0	183	87	77.7%	96	0
HIGHLAND	67	217	0	284	194	89.4%	90	21
HOCKING	116	182	65	363	280	113.4%	83	0
HOLMES	18	181	1	200	181	99.5%	19	0
HURON	66	157	11	234	174	103.6%	60	3
JACKSON	70	134	2	206	105	77.2%	101	21
JEFFERSON	43	184	16	243	189	94.5%	54	7
KNOX	26	104	0	130	104	100.0%	26	0
LAKE	143	544	47	734	567	95.9%	167	7
LAWRENCE	19	198	118	335	302	95.6%	33	3
LICKING	162	539	76	777	637	103.6%	140	5
LOGAN	122	247	18	387	276	104.2%	111	3
LORAIN	1,164	2,248	167	3,579	2,243	92.9%	1,336	297
LUCAS	493	2,320	256	3,069	2,410	93.6%	659	36

COURTS OF COMMON PLEAS-GENERAL DIVISION

CRIMINAL OVERALL CASELOADS (continued)

2002

<u>COUNTY</u>	<u>CASES PENDING JANUARY 1</u>	<u>NEW FILINGS</u>	<u>REACTIVATIONS AND TRANSFERS</u>	<u>TOTAL CASES</u>	<u>TOTAL TERMIN- ATIONS</u>	<u>CLEARANCE RATE</u>	<u>CASES PENDING DECEMBER 31</u>	<u>CASES PENDING BEYOND TIME GUIDELINES</u>
MADISON	23	140	21	184	143	88.8%	41	0
MAHONING	497	805	344	1,646	1,015	88.3%	631	298
MARION	110	425	72	607	450	90.5%	157	4
MEDINA	183	458	34	675	479	97.4%	196	0
MEIGS	8	45	2	55	46	97.9%	9	0
MERCER	14	126	3	143	106	82.2%	37	1
MIAMI	97	348	22	467	376	101.6%	91	0
MONROE	21	52	1	74	59	111.3%	15	12
MONTGOMERY	934	4,184	813	5,931	4,885	97.8%	1,046	83
MORGAN	22	87	30	139	97	82.9%	42	0
MORROW	65	119	15	199	115	85.8%	84	0
MUSKINGUM	128	386	10	524	395	99.7%	129	9
NOBLE	39	60	18	117	72	92.3%	45	12
OTTAWA	70	128	2	200	127	97.7%	73	15
PAULDING	15	125	20	160	115	79.3%	45	2
PERRY	9	65	0	74	61	93.8%	13	0
PICKAWAY	77	231	18	326	245	98.4%	81	0
PIKE	86	112	0	198	115	102.7%	83	30
PORTAGE	136	441	1	578	420	95.0%	158	39
PREBLE	44	199	1	244	190	95.0%	54	3
PUTNAM	25	71	0	96	72	101.4%	24	0
RICHLAND	232	659	231	1,122	755	84.8%	367	73
ROSS	150	356	25	531	322	84.5%	209	48
SANDUSKY	107	322	31	460	317	89.8%	143	21
SCIOTO	164	540	1	705	517	95.6%	188	31
SENECA	122	212	19	353	266	115.2%	87	12
SHELBY	100	324	9	433	329	98.8%	104	2
STARK	177	1,441	72	1,690	1,509	99.7%	181	0
SUMMIT	690	3,899	335	4,924	4,176	98.6%	748	23
TRUMBULL	203	584	10	797	623	104.9%	174	26
TUSCARAWAS	110	386	45	541	370	85.8%	171	11
UNION	23	145	39	207	161	87.5%	46	0
VAN WERT	56	208	160	424	364	98.9%	60	4
VINTON	50	69	37	156	127	119.8%	29	0
WARREN	229	636	47	912	705	103.2%	207	8
WASHINGTON	92	603	1	696	561	92.9%	135	13
WAYNE	122	239	26	387	281	106.0%	106	1
WILLIAMS	23	147	2	172	146	98.0%	26	0
WOOD	157	378	34	569	410	99.5%	159	29
WYANDOT	56	53	30	139	106	127.7%	33	10
STATEWIDE	21,162	68,544	10,519	100,225	77,848	98.5%	22,377	2,817

COURTS OF COMMON PLEAS-GENERAL DIVISION

CRIMINAL TERMINATIONS

2002

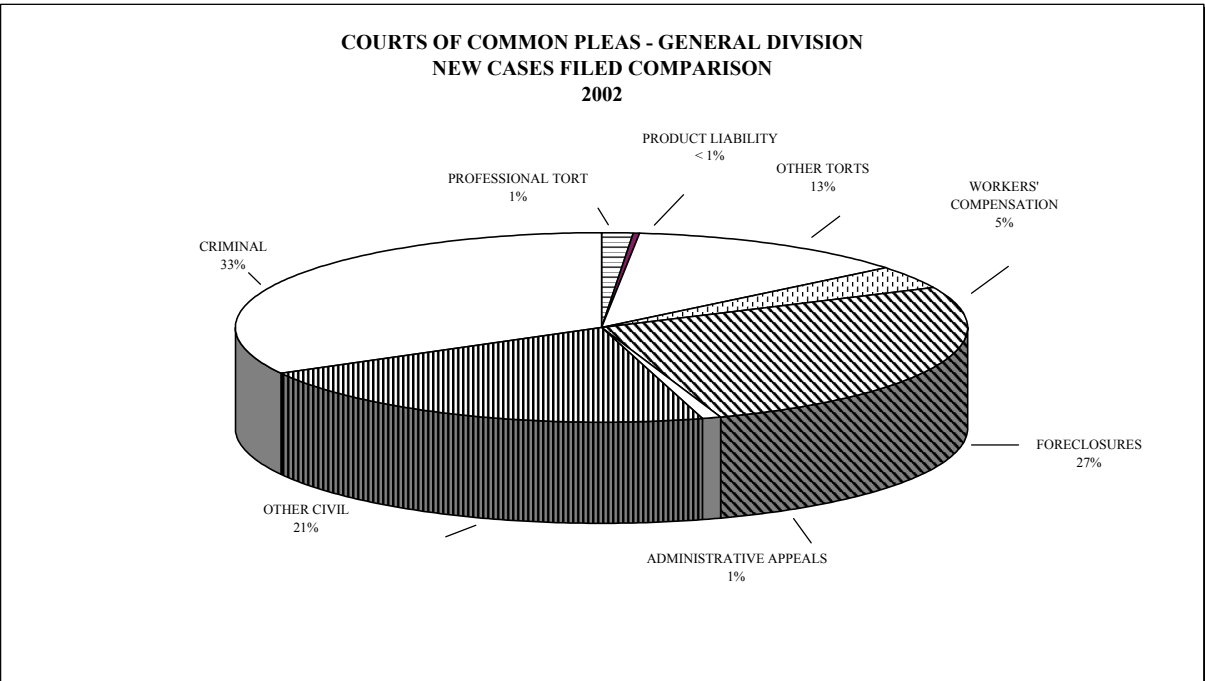
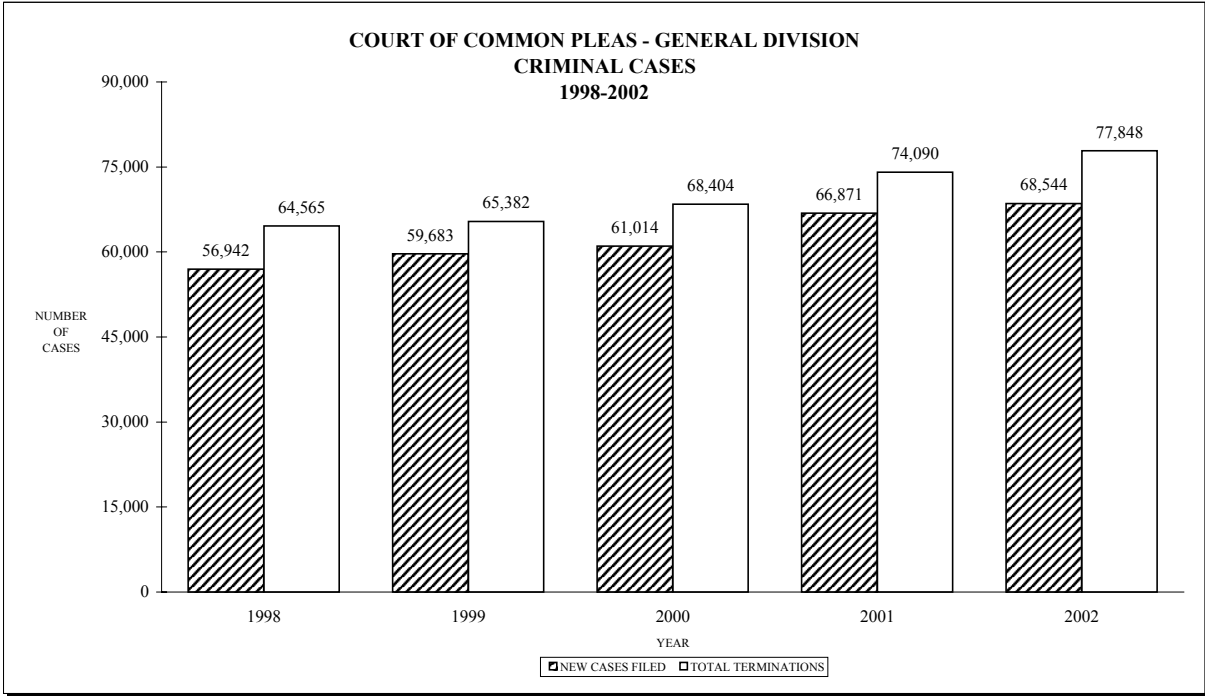
<u>COUNTY</u>	<u>JURY TRIAL</u>	<u>COURT TRIAL</u>	<u>SETTLED OR</u>		<u>DISMISSAL FOR LACK OF SPEEDY TRIAL</u>	<u>DIVERSION OR ARBITRATION</u>	<u>-- GUILTY OR NO -- CONTEST PLEA TO:</u>		<u>UNAVAILABILITY OF PARTY</u>	<u>TRANSFERRED OUT</u>	<u>BANKRUPTCY</u>	<u>OTHER TERMINATIONS</u>
			<u>DISMISSED PRE TRIAL</u>	<u>DISMISSAL</u>			<u>ORIGINAL</u>	<u>REDUCED</u>			<u>STAY/INTER-LOCUTORY APPEAL</u>	
ADAMS	1	0	0	13	0	0	59	36	13	3	0	0
ALLEN	7	2	0	28	0	10	125	241	3	0	0	5
ASHLAND	3	0	0	7	0	0	28	73	5	12	0	1
ASHTABULA	36	1	1	14	0	6	103	132	36	33	2	16
ATHENS	4	0	0	15	0	29	123	8	3	6	0	7
AUGLAIZE	4	0	1	10	0	1	30	89	6	3	0	4
BELMONT	4	0	0	56	0	0	79	34	17	54	0	15
BROWN	9	2	1	18	1	0	90	28	7	0	0	1
BUTLER	68	12	3	23	0	8	310	1,018	654	488	4	299
CARROLL	2	0	11	0	0	0	59	36	1	1	0	0
CHAMPAIGN	6	1	5	59	0	0	96	136	24	0	0	1
CLARK	25	5	0	139	0	0	125	736	97	7	0	2
CLERMONT	12	9	2	43	0	19	536	90	41	27	0	1
CLINTON	4	6	13	9	0	0	119	41	7	1	0	6
COLUMBIANA	5	4	1	12	1	0	134	45	26	10	0	1
COSHOCTON	4	3	1	10	0	0	70	35	11	0	0	1
CRAWFORD	2	0	1	7	0	16	50	47	4	0	0	0
CUYAHOGA	319	212	548	786	33	562	3,547	10,672	1,234	119	2	103
DARKE	3	0	4	13	2	5	123	4	11	1	0	0
DEFIANCE	3	0	0	21	0	1	221	32	0	0	0	4
DELAWARE	13	8	141	42	0	17	207	111	56	13	1	3
ERIE	4	0	0	20	0	1	54	215	23	166	2	47
FAIRFIELD	9	0	34	12	0	12	157	141	60	2	0	35
FAYETTE	2	0	0	24	0	1	20	91	0	0	0	0
FRANKLIN	167	40	435	38	8	89	1,488	4,658	963	1,630	31	45
FULTON	3	0	0	5	0	0	28	64	0	0	0	31
GALLIA	1	0	0	43	0	0	55	34	9	0	0	1
GEAUGA	0	0	3	2	0	0	46	42	10	3	0	4
GREENE	11	0	9	24	0	6	631	84	21	3	0	2
GUERNSEY	3	0	1	4	0	1	95	14	13	15	1	9
HAMILTON	159	192	0	451	6	235	1,835	3,026	1,024	2,062	2	83
HANCOCK	3	1	10	3	0	21	142	59	8	16	0	1
HARDIN	1	0	0	4	0	0	29	34	2	0	0	0
HARRISON	3	1	0	4	2	1	20	15	1	0	0	1
HENRY	0	1	0	1	0	7	45	32	0	0	0	1
HIGHLAND	2	0	3	37	0	0	56	90	1	1	0	4
HOCKING	6	5	0	33	0	0	94	133	8	0	0	1
HOLMES	3	37	2	43	0	0	45	12	23	0	1	15
HURON	6	0	0	13	0	6	52	85	8	2	0	2
JACKSON	3	0	0	11	0	1	67	3	17	0	0	3
JEFFERSON	16	0	3	16	0	0	22	103	3	5	5	16
KNOX	2	2	0	6	0	0	84	1	0	0	0	9
LAKE	29	2	6	12	0	0	271	189	31	7	4	16
LAWRENCE	5	1	0	23	0	2	130	14	87	40	0	0
LICKING	24	18	21	25	0	23	438	0	48	15	0	25
LOGAN	6	0	0	56	0	42	61	77	15	2	3	14
LORAIN	35	21	0	89	0	31	1,313	382	284	41	2	45
LUCAS	45	18	78	201	1	13	762	1,061	178	12	0	41

COURTS OF COMMON PLEAS-GENERAL DIVISION

CRIMINAL TERMINATIONS (continued)

2002

<u>COUNTY</u>	<u>JURY TRIAL</u>	<u>COURT TRIAL</u>	<u>SETTLED OR DISMISSED PRE TRIAL</u>	<u>DISMISSAL</u>	<u>DISMISSAL FOR LACK OF SPEEDY TRIAL</u>	<u>DIVERSION OR ARBITRATION</u>	<u>-- GUILTY OR NO -- CONTEST PLEA TO:</u>		<u>UNAVAILABILITY OF PARTY</u>	<u>TRANSFERRED OUT</u>	<u>BANKRUPTCY</u>	
							<u>ORIGINAL</u>	<u>REDUCED</u>			<u>STAY/INTERLOCUTORY APPEAL</u>	<u>OTHER TERMINATIONS</u>
MADISON	4	1	0	12	0	6	73	24	15	0	0	8
MAHONING	21	1	2	69	0	94	521	37	114	134	7	15
MARION	15	1	0	2	0	1	177	185	40	22	0	7
MEDINA	26	7	2	5	0	8	272	107	11	20	1	20
MEIGS	1	0	0	6	5	0	14	19	0	0	0	1
MERCER	2	0	0	0	10	2	20	69	2	0	1	0
MIAMI	4	2	0	19	0	8	290	37	15	1	0	0
MONROE	1	0	2	3	0	0	15	27	0	0	0	11
MONTGOMERY	107	19	0	312	1	709	3,231	1	444	54	6	1
MORGAN	1	9	0	19	1	0	40	9	9	0	0	9
MORROW	6	0	13	4	1	2	31	43	6	7	0	2
MUSKINGUM	11	2	0	10	0	0	362	0	6	4	0	0
NOBLE	1	5	0	13	1	0	23	16	0	0	0	13
OTTAWA	2	0	0	57	5	16	42	0	2	0	0	3
PAULDING	3	2	19	4	2	0	45	34	0	0	0	6
PERRY	2	0	5	1	0	0	45	1	7	0	0	0
PICKAWAY	5	0	1	32	0	0	160	6	15	7	0	19
PIKE	1	0	2	23	1	0	55	20	0	0	0	13
PORTAGE	23	4	0	28	0	0	107	212	26	15	0	5
PREBLE	5	0	0	11	0	10	107	29	15	1	0	12
PUTNAM	3	0	3	8	0	0	28	30	0	0	0	0
RICHLAND	16	0	98	0	4	65	314	150	55	24	0	29
ROSS	32	7	0	18	1	18	161	27	20	9	0	29
SANDUSKY	3	1	0	64	0	53	120	36	22	12	0	6
SCIOTO	3	1	1	39	1	2	166	174	98	11	0	21
SENECA	5	1	0	17	0	5	183	36	11	6	1	1
SHELBY	3	0	1	15	0	1	118	177	10	0	0	4
STARK	122	6	3	11	2	0	1,135	90	109	22	1	8
SUMMIT	106	12	11	226	1	36	1,422	1,890	440	30	0	2
TRUMBULL	26	2	0	5	0	0	111	415	38	13	0	13
TUSCARAWAS	13	5	0	23	3	52	160	67	42	3	0	2
UNION	5	1	0	12	0	0	96	5	2	4	1	35
VAN WERT	0	1	2	25	0	9	128	9	32	5	0	153
VINTON	5	1	12	1	0	6	42	19	14	1	0	26
WARREN	13	5	0	10	0	0	208	368	36	8	0	57
WASHINGTON	15	34	44	128	1	2	106	17	39	12	0	163
WAYNE	6	2	12	11	2	0	174	43	7	16	0	8
WILLIAMS	4	1	0	6	0	5	80	47	2	0	0	1
WOOD	7	4	3	37	3	5	182	80	48	21	0	20
WYANDOT	1	0	0	12	0	1	68	12	2	1	0	9
STATEWIDE	1,711	741	1,574	3,823	99	2,282	24,906	28,871	6,847	5,263	78	1,653



COURTS OF COMMON PLEAS - DOMESTIC RELATIONS DIVISION
COMPOSITE REPORT FORM FOR THE ENTIRE STATE
2002

	<i>MARRIAGE TERMINATIONS</i>		<i>MARRIAGE DISSOLUTIONS</i>		<i>CHANGE OF CUSTODY</i>	<i>ENFORCEMENT OR MODIFICATION OF SUPPORT</i>		<i>DOMESTIC VIOLENCE</i>	<i>U.I. F.S.A.</i>	<i>PAREN- TAGE</i>	<i>ALL OTHER CASES</i>	<i>TOTAL</i>
	<i>WITH CHILDREN</i>	<i>WITHOUT CHILDREN</i>	<i>WITH CHILDREN</i>	<i>WITHOUT CHILDREN</i>		<i>VISITATION</i>	<i>SUPPORT</i>					
CASES PENDING BEGINNING OF YEAR	11,321	6,452	1,414	1,381	3,375	1,670	10,861	1,136	796	432	2,607	41,445
NEW CASES FILED	18,321	14,254	9,434	11,462	1,078	436	5,479	15,497	2,283	990	1,541	80,775
TRANSFERRED IN OR REACTIVATED CASES	1,065	542	218	169	6,761	3,088	32,185	1,510	661	27	13,540	59,766
TOTAL CASES	30,707	21,248	11,066	13,012	11,214	5,194	48,525	18,143	3,740	1,449	17,688	181,986
CASES TERMINATED BY:												
JUDGE:DEFAULT, UN- CONTESTED, DISSOLUTION	7,917	7,297	5,821	7,492	720	155	2,390	941	207	129	607	33,676
MAGISTRATE:DEFAULT, UN- CONTESTED, DISSOLUTION	3,393	2,738	2,741	3,074	1,625	624	6,430	2,303	1,459	352	1,513	26,252
TRIAL BY JUDGE	1,884	1,122	15	27	615	221	1,682	835	35	26	963	7,425
TRIAL BY MAGISTRATE	2,153	1,170	297	328	2,474	1,422	14,627	5,145	405	153	7,901	36,075
VOLUNTARY DISMISSAL	2,399	1,546	319	363	700	387	3,715	3,911	354	98	1,106	14,898
MEDIATION/CONCILIATION	191	80	3	3	55	40	26	14	0	8	14	434
BANKRUPTCY STAY OR INTERLOCUTORY APPEAL	247	126	4	4	6	3	34	6	1	0	37	468
TRANSFERRED OUT	436	236	108	82	68	34	165	127	163	2	54	1,475
REFERRED TO PRIVATE JUDGE	6	1	2	1	1	0	9	0	0	0	3	23
UNAVAILABILITY OF PARTY FOR TRIAL	131	70	26	23	26	8	871	971	15	2	122	2,265
ALL OTHER TERMINATIONS	969	577	375	270	1,623	617	7,996	2,728	446	170	2,972	18,743
TOTAL TERMINATIONS	19,726	14,963	9,711	11,667	7,913	3,511	37,945	16,981	3,085	940	15,292	141,734
CASES PENDING END OF YEAR	10,981	6,285	1,355	1,345	3,301	1,683	10,580	1,162	655	509	2,396	40,252
TIME GUIDELINE (MONTHS)	18	12	3	3	9	9	12	1	3	12	6	X
CASES PENDING END OF YEAR BEYOND TIME GUIDELINE	430	414	48	20	452	192	511	393	348	2	471	3,281

COURTS OF COMMON PLEAS - DOMESTIC RELATIONS DIVISION

OVERALL CASELOADS

2002

COUNTY	NUMBER OF JUDGES	----- POPULATION -----		NEW FILINGS, TRANSFERS, ----- AND REACTIVATIONS -----			----- TERMINATIONS -----		
		TOTAL	PER JUDGE	TOTAL	PER JUDGE	PER 1,000 POPULATION	TOTAL	PER JUDGE	PER 1,000 POPULATION
The judges of the following counties also have General, Probate, and Juvenile Division jurisdiction.									
ADAMS	1	27,330	27,330	483	483	18	497	497	18
HARRISON	1	15,856	15,856	250	250	16	241	241	15
HENRY	1	29,210	29,210	227	227	8	174	174	6
MORGAN	1	14,897	14,897	301	301	20	295	295	20
MORROW	1	31,628	31,628	262	262	8	288	288	9
NOBLE	1	14,058	14,058	133	133	9	130	130	9
WYANDOT	1	22,908	22,908	239	239	10	255	255	11
The judges of the following counties have Domestic Relations Division jurisdiction exclusively.									
ALLEN	1	108,473	108,473	1,556	1,556	14	1,661	1,661	15
BUTLER	2	332,807	166,404	4,459	2,230	13	4,288	2,144	13
CLERMONT	1	177,977	177,977	4,979	4,979	28	5,026	5,026	28
CUYAHOGA	5	1,393,978	278,796	9,999	2,000	7	10,450	2,090	7
FAIRFIELD	1	122,759	122,759	2,642	2,642	22	2,557	2,557	21
GREENE	1	147,886	147,886	1,945	1,945	13	2,080	2,080	14
HAMILTON	3	845,303	281,768	13,399	4,466	16	13,160	4,387	16
LAKE	1	227,511	227,511	1,786	1,786	8	1,919	1,919	8
LICKING	1	145,491	145,491	2,986	2,986	21	3,053	3,053	21
LUCAS	2	455,054	227,527	4,731	2,366	10	4,669	2,335	10
MAHONING	1	257,555	257,555	2,451	2,451	10	2,484	2,484	10
MEDINA	1	151,095	151,095	2,075	2,075	14	2,153	2,153	14
MONTGOMERY	2	559,062	279,531	6,266	3,133	11	6,267	3,134	11
PORTAGE	1	152,061	152,061	1,835	1,835	12	1,926	1,926	13
SCIOTO	1	79,195	79,195	1,388	1,388	18	1,350	1,350	17
SUMMIT	2	542,899	271,450	6,709	3,355	12	6,477	3,239	12
WARREN	1	158,383	158,383	2,618	2,618	17	2,539	2,539	16
The judges of the following counties also have Juvenile Division jurisdiction.									
AUGLAIZE*	1	46,611	46,611	558	558	12	556	556	12
CLARK	1	144,742	144,742	2,546	2,546	18	2,523	2,523	17
ERIE	1	79,551	79,551	1,029	1,029	13	1,046	1,046	13
FRANKLIN	5	1,068,978	213,796	8,239	1,648	8	8,363	1,673	8
LORAIN	3	284,664	94,888	2,710	903	10	2,805	935	10
MARION	1	66,217	66,217	1,487	1,487	22	1,480	1,480	22
RICHLAND	1	128,852	128,852	2,144	2,144	17	2,156	2,156	17
STARK	3	378,098	126,033	7,710	2,570	20	7,724	2,575	20
TRUMBULL	2	225,116	112,558	2,664	1,332	12	2,559	1,280	11
The judges of the following counties also have General Division jurisdiction.									
ASHLAND	1	52,523	52,523	480	480	9	461	461	9
ASHTABULA	3	102,728	34,243	1,077	359	10	1,136	379	11
ATHENS	2	62,223	31,112	783	392	13	827	414	13
BELMONT	2	70,226	35,113	702	351	10	741	371	11
BROWN	1	42,285	42,285	650	650	15	680	680	16
CARROLL	1	28,836	28,836	295	295	10	299	299	10
CHAMPAIGN	1	38,890	38,890	862	862	22	870	870	22
CLINTON	1	40,543	40,543	560	560	14	589	589	15
COLUMBIANA	2	112,075	56,038	1,890	945	17	1,931	966	17
COSHOCTON	1	36,655	36,655	754	754	21	772	772	21
CRAWFORD	1	46,966	46,966	594	594	13	574	574	12
DARKE	1	53,309	53,309	679	679	13	659	659	12

COURTS OF COMMON PLEAS - DOMESTIC RELATIONS DIVISION

OVERALL CASELOADS (continued)

2002

COUNTY	NUMBER OF JUDGES	----- POPULATION -----		NEW FILINGS, TRANSFERS, ----- AND REACTIVATIONS -----			----- TERMINATIONS -----		
		TOTAL	PER JUDGE	TOTAL	PER JUDGE	PER 1,000 POPULATION	TOTAL	PER JUDGE	PER 1,000 POPULATION
DEFIANCE	1	39,500	39,500	509	509	13	557	557	14
DELAWARE	2	109,989	54,995	808	404	7	774	387	7
FAYETTE	1	28,433	28,433	431	431	15	389	389	14
FULTON	1	42,084	42,084	315	315	7	308	308	7
GALLIA	1	31,069	31,069	608	608	20	593	593	19
GEAUGA	2	90,895	45,448	692	346	8	723	362	8
GUERNSEY	1	40,792	40,792	776	776	19	753	753	18
HANCOCK	2	71,295	35,648	883	442	12	840	420	12
HARDIN	1	31,945	31,945	319	319	10	316	316	10
HIGHLAND	1	40,875	40,875	726	726	18	760	760	19
HOCKING	1	28,241	28,241	405	405	14	397	397	14
HOLMES	1	38,943	38,943	395	395	10	391	391	10
HURON	1	59,487	59,487	981	981	16	1,018	1,018	17
JACKSON	1	32,641	32,641	342	342	10	392	392	12
JEFFERSON	2	73,894	36,947	577	289	8	628	314	8
KNOX	1	54,500	54,500	694	694	13	692	692	13
LAWRENCE	2	62,319	31,160	970	485	16	984	492	16
LOGAN	1	46,005	46,005	689	689	15	707	707	15
MADISON	1	40,213	40,213	392	392	10	393	393	10
MEIGS	1	23,072	23,072	437	437	19	421	421	18
MERCER	1	40,924	40,924	581	581	14	565	565	14
MIAMI	2	98,868	49,434	1,290	645	13	1,305	653	13
MONROE	1	15,180	15,180	126	126	8	119	119	8
MUSKINGUM	2	84,585	42,293	1,616	808	19	1,884	942	22
OTTAWA	1	40,985	40,985	347	347	8	320	320	8
PAULDING	1	20,293	20,293	341	341	17	359	359	18
PERRY	1	34,078	34,078	442	442	13	489	489	14
PICKAWAY	1	52,727	52,727	644	644	12	666	666	13
PIKE	1	27,695	27,695	342	342	12	356	356	13
PREBLE	1	42,337	42,337	598	598	14	582	582	14
PUTNAM	1	34,726	34,726	295	295	8	307	307	9
ROSS	2	73,345	36,673	812	406	11	829	415	11
SANDUSKY	2	61,792	30,896	735	368	12	731	366	12
SENECA	2	58,683	29,342	803	402	14	829	415	14
SHELBY	1	47,910	47,910	574	574	12	580	580	12
TUSCARAWAS	2	90,914	45,457	1,191	596	13	1,248	624	14
UNION	1	40,909	40,909	431	431	11	427	427	10
VAN WERT	1	29,659	29,659	558	558	19	584	584	20
VINTON	1	12,806	12,806	341	341	27	359	359	28
WASHINGTON	2	63,251	31,626	1,297	649	21	1,320	660	21
WAYNE	2	111,564	55,782	1,385	693	12	1,457	729	13
WILLIAMS	1	39,188	39,188	466	466	12	466	466	12
WOOD	3	121,065	40,355	1,245	415	10	1,226	409	10
STATEWIDE	127	11,353,140	89,395	140,541	1,107	12	141,734	1,116	12

88

All population figures based on estimated 2001 U.S.Census

* The judge of Auglaize County also has Probate Division jurisdiction.

COURTS OF COMMON PLEAS - DOMESTIC RELATIONS DIVISION**TERMINATIONS OF MARRIAGES OVERALL CASELOADS****2002**

<u>COUNTY</u>	<u>CASES PENDING JANUARY 1</u>	<u>NEW FILINGS</u>	<u>REACTIVATIONS AND TRANSFERS</u>	<u>TOTAL CASES</u>	<u>TOTAL TERMIN- ATIONS</u>	<u>CLEARANCE RATE</u>	<u>CASES PENDING DECEMBER 31</u>	<u>CASES PENDING BEYOND TIME GUIDELINES</u>
ADAMS	51	209	0	260	217	103.8%	43	0
ALLEN	206	610	26	842	638	100.3%	204	0
ASHLAND	82	232	1	315	236	101.3%	79	5
ASHTABULA	343	604	30	977	631	99.5%	346	24
ATHENS	168	286	0	454	345	120.6%	109	7
AUGLAIZE	63	222	11	296	228	97.9%	68	0
BELMONT	108	348	21	477	388	105.1%	89	5
BROWN	161	292	0	453	277	94.9%	176	15
BUTLER	655	1,513	37	2,205	1,670	107.7%	535	2
CARROLL	31	160	0	191	160	100.0%	31	0
CHAMPAIGN	97	214	12	323	230	101.8%	93	14
CLARK	332	856	9	1,197	879	101.6%	318	15
CLERMONT	381	987	63	1,431	1,105	105.2%	326	15
CLINTON	110	227	3	340	243	105.7%	97	10
COLUMBIANA	195	550	5	750	547	98.6%	203	4
COSHOCTON	56	227	29	312	248	96.9%	64	1
CRAWFORD	130	259	17	406	283	102.5%	123	10
CUYAHOGA	2,253	5,355	496	8,104	5,820	99.5%	2,284	185
DARKE	96	283	0	379	275	97.2%	104	1
DEFIANCE	115	202	2	319	229	112.3%	90	8
DELAWARE	153	443	5	601	464	103.6%	137	4
ERIE	201	351	24	576	389	103.7%	187	3
FAIRFIELD	270	632	11	913	678	105.4%	235	20
FAYETTE	71	187	0	258	197	105.3%	61	0
FRANKLIN	2,160	5,174	323	7,657	5,449	99.1%	2,208	150
FULTON	87	177	0	264	175	98.9%	89	6
GALLIA	57	212	0	269	210	99.1%	59	0
GEAUGA	169	319	16	504	345	103.0%	159	2
GREENE	261	645	31	937	659	97.5%	278	19
GUERNSEY	52	220	7	279	225	99.1%	54	0
HAMILTON	103	2,941	1	3,045	2,938	99.9%	107	0
HANCOCK	161	333	10	504	351	102.3%	153	18
HARDIN	68	179	78	325	251	97.7%	74	8
HARRISON	16	66	1	83	55	82.1%	28	1
HENRY	80	107	1	188	121	112.0%	67	0
HIGHLAND	132	331	0	463	339	102.4%	124	12
HOCKING	56	214	0	270	190	88.8%	80	0
HOLMES	24	104	0	128	103	99.0%	25	0
HURON	120	326	40	486	387	105.7%	99	0
JACKSON	97	210	0	307	216	102.9%	91	11
JEFFERSON	81	359	5	445	373	102.5%	72	2
KNOX	104	261	0	365	265	101.5%	100	6
LAKE	440	807	88	1,335	898	100.3%	437	28
LAWRENCE	152	468	23	643	471	95.9%	172	5
LICKING	287	728	54	1,069	805	102.9%	264	3
LOGAN	83	278	6	367	265	93.3%	102	1
LORAIN	528	1,269	15	1,812	1,282	99.8%	530	7
LUCAS	958	2,158	85	3,201	2,258	100.7%	943	45

TERMINATIONS OF MARRIAGES OVERALL CASELOADS (continued)

2002

<i>COUNTY</i>	<i>CASES PENDING JANUARY 1</i>	<i>NEW FILINGS</i>	<i>REACTIVATIONS AND TRANSFERS</i>	<i>TOTAL CASES</i>	<i>TOTAL TERMIN- ATIONS</i>	<i>CLEARANCE RATE</i>	<i>CASES PENDING DECEMBER 31</i>	<i>CASES PENDING BEYOND TIME GUIDELINES</i>
MADISON	69	190	4	263	189	97.4%	74	5
MAHONING	441	864	6	1,311	916	105.3%	395	8
MARION	172	441	4	617	443	99.6%	174	1
MEDINA	369	697	27	1,093	773	106.8%	320	6
MEIGS	46	155	3	204	157	99.4%	47	3
MERCER	52	162	12	226	178	102.3%	48	2
MIAMI	176	534	1	711	528	98.7%	183	0
MONROE	20	68	0	88	64	94.1%	24	0
MONTGOMERY	1,071	2,958	62	4,091	3,014	99.8%	1,077	21
MORGAN	29	73	0	102	73	100.0%	29	0
MORROW	126	182	10	318	239	124.5%	79	32
MUSKINGUM	120	471	7	598	598	125.1%	0	0
NOBLE	22	66	0	88	65	98.5%	23	4
OTTAWA	103	207	1	311	204	98.1%	107	6
PAULDING	44	115	4	163	122	102.5%	41	1
PERRY	57	187	2	246	200	105.8%	46	0
PICKAWAY	98	305	2	405	314	102.3%	91	2
PIKE	81	208	1	290	214	102.4%	76	6
PORTAGE	295	753	9	1,057	781	102.5%	276	7
PREBLE	97	261	0	358	240	92.0%	118	10
PUTNAM	39	126	1	166	133	104.7%	33	0
RICHLAND	253	678	8	939	658	95.9%	281	21
ROSS	204	418	5	627	447	105.7%	180	40
SANDUSKY	128	329	4	461	340	102.1%	121	9
SCIOTO	221	550	26	797	586	101.7%	211	9
SENECA	81	250	7	338	279	108.6%	59	0
SHELBY	65	235	3	303	248	104.2%	55	0
STARK	703	1,816	32	2,551	1,931	104.5%	620	5
SUMMIT	1,001	2,374	22	3,397	2,353	98.2%	1,044	13
TRUMBULL	527	1,144	45	1,716	1,088	91.5%	628	0
TUSCARAWAS	182	509	14	705	550	105.2%	155	3
UNION	51	234	5	290	240	100.4%	50	1
VAN WERT	51	148	14	213	174	107.4%	39	0
VINTON	20	82	6	108	89	101.1%	19	0
WARREN	311	886	32	1,229	910	99.1%	319	2
WASHINGTON	106	339	0	445	339	100.0%	106	0
WAYNE	206	568	7	781	592	103.0%	189	1
WILLIAMS	61	194	5	260	194	97.5%	66	3
WOOD	217	458	11	686	470	100.2%	216	19
WYANDOT	49	101	6	156	126	117.8%	30	0
STATEWIDE	20,568	53,471	1,994	76,033	56,067	101.1%	19,966	912

COURTS OF COMMON PLEAS - DOMESTIC RELATIONS DIVISION

TERMINATIONS OF MARRIAGES TERMINATIONS

2002

<u>COUNTY</u>	<u>** UNCONTESTED **</u>		<u>** TRIAL BY **</u>		<u>VOLUNTARY</u>	<u>MEDIATION/</u>	<u>BANKRUPTCY</u>	<u>TRANS-</u>	<u>PRIVATE</u>	<u>UNAVAIL-</u>	<u>OTHER</u>	<u>TOTAL</u>
	<u>JUDGE</u>	<u>MAGISTRATE</u>	<u>JUDGE</u>	<u>MAGISTRATE</u>			<u>STAY / INTER-</u>					
					<u>DISMISSAL</u>	<u>CONCILIATION</u>	<u>APPEAL</u>	<u>OUT</u>	<u>JUDGE</u>	<u>OF PARTY</u>	<u>ATIONS</u>	<u>ATIONS</u>
ADAMS	58	34	7	61	22	0	0	0	0	0	35	217
ALLEN	305	157	34	1	69	2	2	2	0	0	66	638
ASHLAND	130	56	0	31	13	0	0	1	0	0	5	236
ASHTABULA	65	433	9	2	89	2	3	4	0	0	24	631
ATHENS	0	133	3	84	38	0	0	6	0	0	81	345
AUGLAIZE	150	0	43	0	15	9	2	3	0	0	6	228
BELMONT	3	318	8	13	24	0	0	0	0	0	22	388
BROWN	2	191	4	33	47	0	0	0	0	0	0	277
BUTLER	1,125	213	104	31	145	0	0	14	0	0	38	1,670
CARROLL	135	0	6	0	16	0	0	1	0	0	2	160
CHAMPAIGN	94	60	1	35	26	3	1	1	0	3	6	230
CLARK	500	0	79	201	56	7	3	1	0	4	28	879
CLERMONT	171	459	35	308	70	31	2	0	0	0	29	1,105
CLINTON	0	93	0	112	31	0	0	2	0	0	5	243
COLUMBIANA	91	361	7	24	38	10	10	0	0	0	6	547
COSHOCTON	79	88	0	8	23	0	1	0	0	0	49	248
CRAWFORD	0	217	1	29	12	14	2	0	0	0	8	283
CUYAHOGA	3,787	922	3	4	614	0	57	419	0	0	14	5,820
DARKE	187	4	0	53	29	0	1	0	0	0	1	275
DEFIANCE	125	52	0	23	23	0	0	0	0	0	6	229
DELAWARE	90	302	0	13	44	0	6	3	0	0	6	464
ERIE	104	198	2	1	32	3	4	0	0	24	21	389
FAIRFIELD	584	0	2	9	47	2	6	0	0	0	28	678
FAYETTE	0	86	1	96	11	0	0	0	0	3	0	197
FRANKLIN	4,586	0	25	0	279	0	54	121	6	162	216	5,449
FULTON	83	21	37	12	20	0	0	0	0	0	2	175
GALLIA	138	7	2	36	21	0	3	0	0	0	3	210
GEAUGA	58	166	2	65	21	1	8	4	0	0	20	345
GREENE	414	0	168	0	75	0	0	0	0	0	2	659
GUERNSEY	2	1	12	176	21	6	0	0	0	1	6	225
HAMILTON	2,122	0	589	2	224	0	0	0	0	0	1	2,938
HANCOCK	0	280	0	23	34	0	1	0	0	0	13	351
HARDIN	18	29	21	110	34	0	0	0	0	25	14	251
HARRISON	19	23	2	5	6	0	0	0	0	0	0	55
HENRY	36	68	2	4	9	0	0	0	0	0	2	121
HIGHLAND	0	157	0	154	26	0	0	0	0	0	2	339
HOCKING	131	12	5	22	18	0	0	1	0	0	1	190
HOLMES	10	54	13	15	5	0	0	0	0	0	6	103
HURON	121	6	3	183	39	3	2	1	0	1	28	387
JACKSON	12	177	0	1	16	1	0	0	0	0	9	216
JEFFERSON	273	38	13	7	13	0	0	5	0	1	23	373
KNOX	0	201	0	24	10	6	3	0	0	0	21	265
LAKE	5	36	2	704	89	0	60	1	0	0	1	898
LAWRENCE	321	16	1	17	27	0	2	7	0	0	80	471
LICKING	460	11	37	140	71	40	15	6	1	1	23	805
LOGAN	3	230	0	4	19	0	0	0	0	0	9	265
LORAIN	1,078	0	2	0	133	3	21	12	0	3	30	1,282
LUCAS	1,820	69	18	0	153	44	1	5	0	0	148	2,258

TERMINATIONS OF MARRIAGES TERMINATIONS (continued)

2002

COUNTY	** UNCONTESTED **		** TRIAL BY **		VOLUNTARY DISMISSAL	MEDIATION/ CONCILIATION	BANKRUPTCY	TRANS- FERRED OUT	PRIVATE JUDGE	UNAVAIL- ABILITY OF PARTY	OTHER TERMIN- ATIONS	TOTAL TERMIN- ATIONS
	JUDGE	MAGISTRATE	JUDGE	MAGISTRATE			STAY / INTER- LOCUTORY APPEAL					
MADISON	115	5	2	44	22	0	0	0	0	0	1	189
MAHONING	757	2	20	0	72	5	0	4	1	1	54	916
MARION	363	0	20	0	38	0	0	0	0	0	22	443
MEDINA	357	140	65	46	71	1	9	12	0	3	69	773
MEIGS	62	0	64	13	13	0	0	1	0	0	4	157
MERCER	1	59	0	88	12	5	4	0	0	0	9	178
MIAMI	128	323	0	7	43	0	2	0	0	0	25	528
MONROE	25	0	30	0	7	0	0	0	0	0	2	64
MONTGOMERY	1,607	375	613	22	216	37	32	4	0	7	101	3,014
MORGAN	52	0	15	0	6	0	0	0	0	0	0	73
MORROW	28	36	0	112	17	0	0	0	0	0	46	239
MUSKINGUM	0	387	0	12	48	1	6	136	0	0	8	598
NOBLE	30	0	28	0	7	0	0	0	0	0	0	65
OTTAWA	0	58	0	113	32	0	0	0	0	0	1	204
PAULDING	78	0	27	0	13	0	0	0	0	0	4	122
PERRY	109	0	1	8	7	1	5	2	0	0	67	200
PICKAWAY	197	2	60	12	28	0	2	1	0	0	12	314
PIKE	180	0	4	0	24	1	0	0	0	0	5	214
PORTAGE	505	82	54	24	73	0	0	2	0	0	41	781
PREBLE	97	0	88	22	21	0	3	2	0	0	7	240
PUTNAM	117	0	0	0	13	0	0	0	0	0	3	133
RICHLAND	268	304	1	15	40	0	1	2	0	1	26	658
ROSS	298	20	36	29	36	1	1	6	0	0	20	447
SANDUSKY	146	0	132	0	26	2	2	7	1	2	22	340
SCIOTO	141	322	19	0	55	15	6	0	1	3	24	586
SENECA	1	202	0	46	26	0	0	0	0	0	4	279
SHELBY	0	128	0	98	22	0	0	0	0	0	0	248
STARK	406	1,113	122	9	102	0	21	15	0	0	143	1,931
SUMMIT	1,164	813	16	14	193	1	8	2	0	1	141	2,353
TRUMBULL	749	125	14	0	119	0	2	22	0	1	56	1,088
TUSCARAWAS	21	352	0	81	54	0	0	3	0	2	37	550
UNION	102	1	94	0	25	0	3	2	0	1	12	240
VAN WERT	0	154	0	0	18	0	0	0	0	0	2	174
VINTON	50	0	26	0	9	1	0	0	0	0	3	89
WARREN	505	43	159	81	69	17	2	2	0	0	32	910
WASHINGTON	264	0	28	0	40	1	0	1	0	0	5	339
WAYNE	0	394	2	125	53	0	1	4	0	0	13	592
WILLIAMS	47	123	0	0	19	0	0	0	0	0	5	194
WOOD	60	322	1	27	34	0	0	11	0	0	15	470
WYANDOT	2	82	4	24	7	1	1	1	0	0	4	126
STATEWIDE	28,527	11,946	3,048	3,948	4,627	277	381	862	10	250	2,191	56,067

COURTS OF COMMON PLEAS - DOMESTIC RELATIONS DIVISION

DOMESTIC VIOLENCE OVERALL CASELOADS

2002

<u>COUNTY</u>	<u>CASES PENDING JANUARY 1</u>	<u>NEW FILINGS</u>	<u>REACTIVATIONS AND TRANSFERS</u>	<u>TOTAL CASES</u>	<u>TOTAL TERMIN- ATIONS</u>	<u>CLEARANCE RATE</u>	<u>CASES PENDING DECEMBER 31</u>	<u>CASES PENDING BEYOND TIME GUIDELINES</u>
ADAMS	10	122	0	132	129	105.7%	3	0
ALLEN	11	104	2	117	113	106.6%	4	1
ASHLAND	2	49	0	51	47	95.9%	4	0
ASHTABULA	7	33	0	40	32	97.0%	8	5
ATHENS	22	88	0	110	94	106.8%	16	11
AUGLAIZE	0	12	0	12	12	100.0%	0	0
BELMONT	3	37	0	40	36	97.3%	4	4
BROWN	14	102	0	116	89	87.3%	27	19
BUTLER	90	1,207	106	1,403	1,337	101.8%	66	0
CARROLL	2	14	0	16	15	107.1%	1	0
CHAMPAIGN	7	55	6	68	65	106.6%	3	0
CLARK	13	364	4	381	368	100.0%	13	0
CLERMONT	0	790	813	1,603	1,602	99.9%	1	1
CLINTON	11	100	0	111	93	93.0%	18	5
COLUMBIANA	9	156	5	170	155	96.3%	15	7
COSHOCTON	3	25	0	28	27	108.0%	1	0
CRAWFORD	12	104	0	116	101	97.1%	15	9
CUYAHOGA	48	471	76	595	521	95.2%	74	55
DARKE	6	99	19	124	121	102.5%	3	0
DEFIANCE	2	20	0	22	15	75.0%	7	0
DELAWARE	2	45	0	47	45	100.0%	2	2
ERIE	19	230	17	266	246	99.6%	20	10
FAIRFIELD	16	149	1	166	144	96.0%	22	14
FAYETTE	11	90	6	107	86	89.6%	21	0
FRANKLIN	53	855	60	968	925	101.1%	43	0
FULTON	2	10	0	12	9	90.0%	3	0
GALLIA	0	26	0	26	25	96.2%	1	0
GEAUGA	2	62	1	65	57	90.5%	8	4
GREENE	0	236	0	236	236	100.0%	0	0
GUERNSEY	1	42	7	50	49	100.0%	1	0
HAMILTON	0	1,314	0	1,314	1,314	100.0%	0	0
HANCOCK	20	136	2	158	124	89.9%	34	26
HARDIN	13	45	0	58	50	111.1%	8	5
HARRISON	0	10	1	11	10	90.9%	1	0
HENRY	0	10	2	12	9	75.0%	3	0
HIGHLAND	10	146	0	156	144	98.6%	12	15
HOCKING	3	83	0	86	79	95.2%	7	0
HOLMES	1	19	0	20	19	100.0%	1	0
HURON	3	55	9	67	65	101.6%	2	1
JACKSON	8	20	0	28	22	110.0%	6	6
JEFFERSON	5	37	10	52	43	91.5%	9	2
KNOX	1	0	0	1	1	-	0	0
LAKE	7	61	1	69	68	109.7%	1	0
LAWRENCE	1	63	5	69	62	91.2%	7	6
LICKING	12	385	1	398	386	100.0%	12	5
LOGAN	27	162	0	189	182	112.3%	7	1
LORAIN	7	255	0	262	259	101.6%	3	0
LUCAS	59	846	0	905	812	96.0%	93	29

COURTS OF COMMON PLEAS - DOMESTIC RELATIONS DIVISION

DOMESTIC VIOLENCE OVERALL CASELOADS (continued)

2002

<i>COUNTY</i>	<i>CASES PENDING JANUARY 1</i>	<i>NEW FILINGS</i>	<i>REACTIVATIONS AND TRANSFERS</i>	<i>TOTAL CASES</i>	<i>TOTAL TERMIN- ATIONS</i>	<i>CLEARANCE RATE</i>	<i>CASES PENDING DECEMBER 31</i>	<i>CASES PENDING BEYOND TIME GUIDELINES</i>
MADISON	0	7	0	7	6	85.7%	1	0
MAHONING	67	768	0	835	780	101.6%	55	24
MARION	9	113	0	122	114	100.9%	8	0
MEDINA	30	286	1	317	295	102.8%	22	8
MEIGS	2	29	0	31	28	96.6%	3	2
MERCER	3	13	6	22	22	115.8%	0	0
MIAMI	13	199	0	212	200	100.5%	12	0
MONROE	0	8	4	12	12	100.0%	0	0
MONTGOMERY	109	1,138	61	1,308	1,187	99.0%	121	26
MORGAN	0	0	0	0	0	-	0	0
MORROW	16	16	0	32	6	37.5%	26	0
MUSKINGUM	6	114	0	120	120	105.3%	0	0
NOBLE	0	5	0	5	3	60.0%	2	0
OTTAWA	8	80	0	88	65	81.3%	23	0
PAULDING	0	4	0	4	3	75.0%	1	0
PERRY	1	59	0	60	57	96.6%	3	0
PICKAWAY	1	31	0	32	32	103.2%	0	0
PIKE	5	36	0	41	33	91.7%	8	6
PORTAGE	12	57	9	78	76	115.2%	2	2
PREBLE	1	91	0	92	92	101.1%	0	0
PUTNAM	0	10	10	20	17	85.0%	3	0
RICHLAND	17	89	43	149	147	111.4%	2	0
ROSS	7	42	1	50	34	79.1%	16	14
SANDUSKY	9	85	0	94	87	102.4%	7	5
SCIOTO	7	197	15	219	210	99.1%	9	2
SENECA	12	331	14	357	342	99.1%	15	1
SHELBY	4	26	0	30	30	115.4%	0	0
STARK	21	206	8	235	220	102.8%	15	2
SUMMIT	44	626	1	671	635	101.3%	36	8
TRUMBULL	84	368	4	456	414	111.3%	42	0
TUSCARAWAS	9	63	1	73	69	107.8%	4	1
UNION	0	13	0	13	12	92.3%	1	0
VAN WERT	3	79	22	104	101	100.0%	3	1
VINTON	15	93	0	108	99	106.5%	9	0
WARREN	17	364	142	523	481	95.1%	42	22
WASHINGTON	10	146	0	156	142	97.3%	14	9
WAYNE	6	73	1	80	73	98.6%	7	5
WILLIAMS	2	7	0	9	9	128.6%	0	0
WOOD	27	246	13	286	250	96.5%	36	11
WYANDOT	4	35	0	39	35	100.0%	4	1
STATEWIDE	1,136	15,497	1,510	0	16,981	99.8%	1,162	393

COURTS OF COMMON PLEAS - DOMESTIC RELATIONS DIVISION

DOMESTIC VIOLENCE TERMINATIONS

2002

<u>COUNTY</u>	<u>** UNCONTESTED **</u>		<u>** TRIAL BY **</u>		<u>VOLUN- TARY DIS- MISSAL</u>	<u>MEDIATION/ CONCILIATION</u>	<u>BANKRUPTCY</u>		<u>TRANS- FERRED OUT</u>	<u>PRIVATE JUDGE</u>	<u>UNAVAIL- ABILITY OF PARTY</u>	<u>OTHER TERMIN- ATIONS</u>	<u>TOTAL TERMIN- ATIONS</u>
	<u>JUDGE</u>	<u>MAGISTRATE</u>	<u>JUDGE</u>	<u>MAGISTRATE</u>			<u>STAY/INTER- LOCUTORY APPEAL</u>	<u>LOCUTORY APPEAL</u>					
ADAMS	0	0	3	52	52	0	0	0	0	0	0	22	129
ALLEN	2	3	1	26	6	1	0	0	0	0	4	70	113
ASHLAND	4	6	10	16	11	0	0	0	0	0	0	0	47
ASHTABULA	12	2	1	0	12	0	0	0	0	0	0	5	32
ATHENS	3	0	4	47	28	0	0	0	0	0	0	12	94
AUGLAIZE	3	0	3	0	6	0	0	0	0	0	0	0	12
BELMONT	0	13	0	1	5	0	0	0	0	0	0	17	36
BROWN	0	8	0	13	68	0	0	0	0	0	0	0	89
BUTLER	0	0	76	401	455	0	0	1	0	0	404	1,337	
CARROLL	1	0	11	0	2	0	0	0	0	0	1	15	
CHAMPAIGN	1	25	0	31	3	0	0	0	0	1	4	65	
CLARK	0	0	3	281	38	0	0	0	0	4	42	368	
CLERMONT	0	0	62	557	110	0	0	0	0	772	101	1,602	
CLINTON	0	0	2	44	45	0	0	0	0	2	0	93	
COLUMBIANA	1	31	27	37	13	3	0	0	0	0	43	155	
COSHOCTON	2	0	15	0	8	0	0	0	0	0	2	27	
CRAWFORD	0	24	13	44	5	2	0	0	0	0	13	101	
CUYAHOGA	6	249	0	18	173	0	0	69	0	0	6	521	
DARKE	38	0	12	19	52	0	0	0	0	0	0	121	
DEFIANCE	12	0	2	0	1	0	0	0	0	0	0	15	
DELAWARE	0	22	0	8	15	0	0	0	0	0	0	45	
ERIE	1	106	0	17	60	0	0	1	0	1	60	246	
FAIRFIELD	0	36	1	43	50	0	0	0	0	0	14	144	
FAYETTE	0	0	2	45	20	0	0	3	0	15	1	86	
FRANKLIN	388	2	59	3	196	0	0	25	0	130	122	925	
FULTON	0	1	2	1	1	0	0	1	0	0	3	9	
GALLIA	0	0	9	2	9	0	0	0	0	0	5	25	
GEAUGA	0	9	0	21	19	0	0	1	0	2	5	57	
GREENE	0	236	0	0	0	0	0	0	0	0	0	236	
GUERNSEY	2	0	2	33	7	0	0	0	0	2	3	49	
HAMILTON	0	0	25	492	797	0	0	0	0	0	0	1,314	
HANCOCK	0	40	0	7	61	0	0	0	0	0	16	124	
HARDIN	0	0	0	12	21	3	0	0	0	6	8	50	
HARRISON	0	1	2	0	7	0	0	0	0	0	0	10	
HENRY	5	0	0	0	2	0	0	0	0	0	2	9	
HIGHLAND	0	0	0	108	36	0	0	0	0	0	0	144	
HOCKING	1	1	44	15	18	0	0	0	0	0	0	79	
HOLMES	0	5	0	10	3	0	0	0	0	0	1	19	
HURON	0	0	2	51	5	0	0	0	0	0	7	65	
JACKSON	0	4	0	4	8	0	0	0	0	0	6	22	
JEFFERSON	0	1	0	0	2	0	0	0	0	0	40	43	
KNOX	0	0	0	0	0	0	0	0	0	0	1	1	
LAKE	6	0	42	4	16	0	0	0	0	0	0	68	
LAWRENCE	39	0	0	1	0	0	0	2	0	0	20	62	
LICKING	0	0	2	212	162	0	0	1	0	0	9	386	
LOGAN	5	52	2	13	100	0	5	0	0	2	3	182	
LORAIN	110	34	0	0	17	0	0	0	0	0	98	259	
LUCAS	0	264	0	220	159	0	0	0	0	0	169	812	

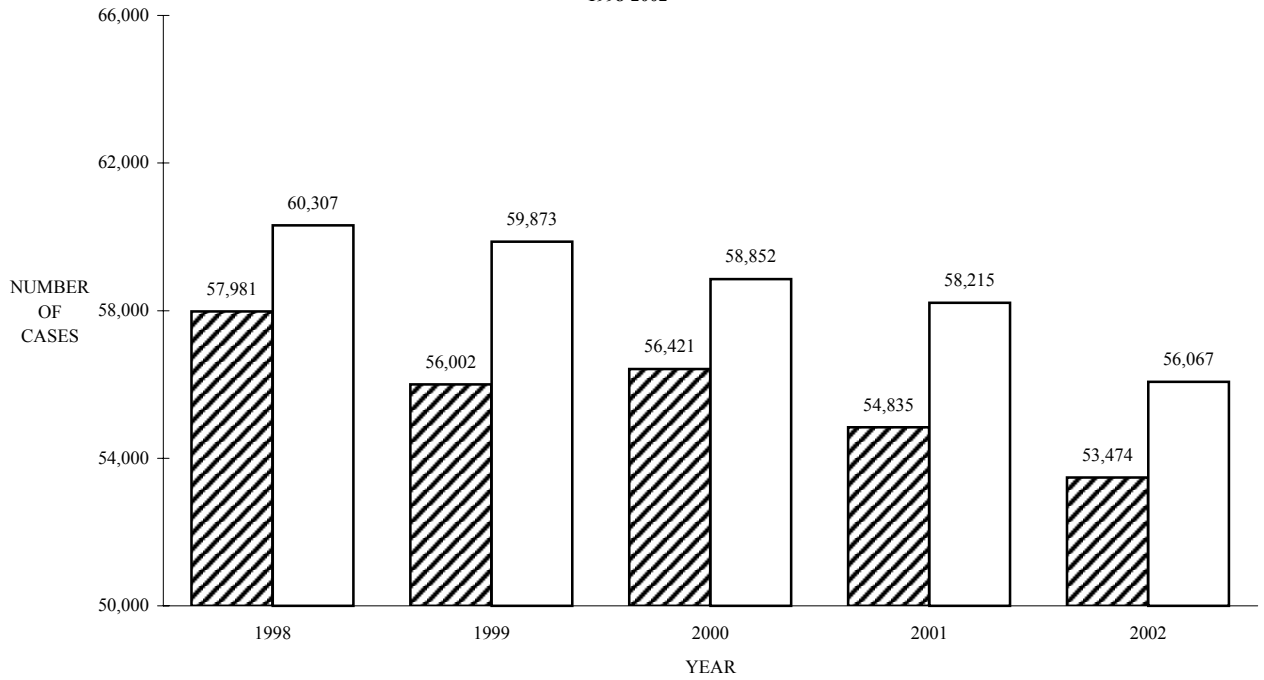
COURTS OF COMMON PLEAS - DOMESTIC RELATIONS DIVISION

DOMESTIC VIOLENCE TERMINATIONS (continued)

2002

<i>COUNTY</i>	<i>** UNCONTESTED **</i>		<i>** TRIAL BY **</i>		<i>VOLUN- TARY DIS- MISSAL</i>	<i>MEDIATION/ CONCILIATION</i>	<i>BANKRUPTCY</i>		<i>PRIVATE JUDGE</i>	<i>UNAVAIL- ABILITY OF PARTY</i>	<i>OTHER TERMIN- ATIONS</i>	<i>TOTAL TERMIN- ATIONS</i>
	<i>JUDGE</i>	<i>MAGISTRATE</i>	<i>JUDGE</i>	<i>MAGISTRATE</i>			<i>STAY/INTER- LOCUTORY APPEAL</i>	<i>TRANS- FERRED OUT</i>				
MADISON	0	0	2	1	3	0	0	0	0	0	0	6
MAHONING	2	524	0	0	2	0	0	0	0	0	252	780
MARION	48	0	45	0	10	0	0	0	0	0	11	114
MEDINA	1	8	12	165	60	1	0	0	0	6	42	295
MEIGS	0	0	15	8	4	0	0	0	0	0	1	28
MERCER	12	1	0	3	5	0	0	0	0	1	0	22
MIAMI	0	0	0	87	29	0	0	0	0	4	80	200
MONROE	0	0	7	0	4	0	0	0	0	0	1	12
MONTGOMERY	0	23	1	738	239	0	0	0	0	0	186	1,187
MORGAN	0	0	0	0	0	0	0	0	0	0	0	0
MORROW	0	0	0	1	3	0	0	0	0	0	2	6
MUSKINGUM	0	27	0	44	43	0	0	6	0	0	0	120
NOBLE	0	0	2	0	0	0	0	0	0	0	1	3
OTTAWA	0	0	0	56	7	0	0	0	0	0	2	65
PAULDING	1	0	2	0	0	0	0	0	0	0	0	3
PERRY	0	0	0	26	4	0	1	0	0	0	26	57
PICKAWAY	1	0	16	0	7	0	0	0	0	0	8	32
PIKE	15	0	5	0	10	0	0	0	0	0	3	33
PORTAGE	0	0	1	65	2	0	0	0	0	6	2	76
PREBLE	2	0	86	0	1	0	0	0	0	0	3	92
PUTNAM	11	0	0	0	6	0	0	0	0	0	0	17
RICHLAND	0	12	0	45	30	0	0	0	0	0	60	147
ROSS	2	0	9	1	16	0	0	0	0	0	6	34
SANDUSKY	1	0	5	0	9	0	0	0	0	6	66	87
SCIOTO	6	113	1	16	71	0	0	0	0	0	3	210
SENECA	126	47	11	91	50	0	0	6	0	6	5	342
SHELBY	0	2	0	13	15	0	0	0	0	0	0	30
STARK	0	0	0	138	4	0	0	1	0	0	77	220
SUMMIT	1	4	25	427	7	0	0	0	0	0	171	635
TRUMBULL	10	170	0	0	224	0	0	2	0	0	8	414
TUSCARAWAS	2	14	0	29	14	0	0	0	0	0	10	69
UNION	0	0	5	0	1	0	0	0	0	0	6	12
VAN WERT	0	22	0	0	25	0	0	0	0	0	54	101
VINTON	2	0	55	3	24	0	0	1	0	1	13	99
WARREN	0	0	7	227	12	0	0	0	0	0	235	481
WASHINGTON	22	0	72	0	25	4	0	4	0	0	15	142
WAYNE	12	12	9	5	23	0	0	2	0	0	10	73
WILLIAMS	8	0	0	0	1	0	0	0	0	0	0	9
WOOD	14	141	1	33	26	0	0	1	0	0	34	250
WYANDOT	0	8	2	14	11	0	0	0	0	0	0	35
STATEWIDE	941	2,303	835	5,145	3,911	14	6	127	0	971	2,728	16,981

**COURTS OF COMMON PLEAS - DOMESTIC RELATIONS DIVISION
STATEWIDE NEW CASES FILED AND TOTAL TERMINATIONS COMPARISON
1998-2002**



Note: Marriage terminations and dissolution cases only

■ NEW CASES FILED □ TOTAL TERMINATIONS

COURTS OF COMMON PLEAS - PROBATE DIVISION
COMPOSITE REPORT FORM FOR THE ENTIRE STATE
2002

	<i>CASES PENDING <u>JANUARY 1</u></i>	<i>CASES <u>FILED</u></i>	<i>CASES <u>CLOSED</u></i>	<i>CASES PENDING <u>DECEMBER 31</u></i>
DECEDENT'S ESTATES	65,876	62,938	63,857	64,957
GUARDIANSHIPS OF MINORS	23,365	4,001	4,033	23,333
GUARDIANSHIPS OF INCOMPETENTS	32,118	6,252	5,187	33,183
EMERGENCY, LIMITED AND INTERIM GUARDIANSHIPS	X	X	655	X
CONSERVATORSHIPS	301	98	84	315
TESTAMENTARY TRUSTS	11,617	743	1,235	11,125
CIVIL ACTIONS	2,594	2,649	2,602	2,641
ADOPTIONS	2,409	5,756	5,866	2,299
MENTAL ILLNESS AND MENTAL RETARDATION	1,960	5,375	5,176	2,159
MINORS' SETTLEMENTS	1,677	2,076	1,748	2,005
WRONGFUL DEATH	314	289	275	328
DELAYED REGISTRATION AND CORRECTION OF BIRTH	X	1,129	1,143	X
CHANGE OF NAME	X	5,051	4,945	X
TOTALS	142,231	96,357	96,806	142,345
MARRIAGE APPLICATIONS GRANTED DURING YEAR	83,465			

Note: "X" indicates data not required

COURTS OF COMMON PLEAS - PROBATE DIVISION

OVERALL CASELOADS

2002

COUNTY	NUMBER OF JUDGES	---- POPULATION ----		NEW FILINGS, TRANSFERS, ----- AND REACTIVATIONS -----			----- TERMINATIONS -----		
		TOTAL	PER JUDGE	TOTAL	PER JUDGE	PER 1,000 POPULATION	TOTAL	PER JUDGE	PER 1,000 POPULATION
The judges of the following counties also have General, Domestic Relations, and Juvenile Division jurisdiction.									
ADAMS	1	27,330	27,330	225	225	8	260	260	10
HARRISON	1	15,856	15,856	130	130	8	140	140	9
HENRY	1	29,210	29,210	250	250	9	238	238	8
MORGAN	1	14,897	14,897	186	186	12	165	165	11
MORROW	1	31,628	31,628	257	257	8	164	164	5
NOBLE	1	14,058	14,058	108	108	8	119	119	8
WYANDOT	1	22,908	22,908	190	190	8	211	211	9
The judges of the following counties have Probate Division jurisdiction exclusively.									
BUTLER	1	332,807	332,807	2,267	2,267	7	2,471	2,471	7
CLARK	1	144,742	144,742	1,379	1,379	10	1,563	1,563	11
CUYAHOGA	2	1,393,978	696,989	14,379	7,190	10	13,351	6,676	10
ERIE	1	79,551	79,551	761	761	10	819	819	10
FRANKLIN	1	1,068,978	1,068,978	8,307	8,307	8	7,711	7,711	7
GREENE	1	147,886	147,886	961	961	6	901	901	6
HAMILTON	1	845,303	845,303	6,744	6,744	8	7,153	7,153	8
LAKE	1	227,511	227,511	1,549	1,549	7	1,650	1,650	7
LORAIN	1	284,664	284,664	2,221	2,221	8	2,257	2,257	8
LUCAS	1	455,054	455,054	4,211	4,211	9	4,286	4,286	9
MAHONING	1	257,555	257,555	2,212	2,212	9	2,407	2,407	9
MONTGOMERY	1	559,062	559,062	4,904	4,904	9	5,169	5,169	9
RICHLAND	1	128,852	128,852	1,061	1,061	8	1,096	1,096	9
STARK	1	378,098	378,098	3,388	3,388	9	3,653	3,653	10
SUMMIT	1	542,899	542,899	4,740	4,740	9	4,601	4,601	8
TRUMBULL	1	225,116	225,116	2,172	2,172	10	2,148	2,148	10
The judges of the following counties also have Juvenile Division jurisdiction.									
ALLEN	1	108,473	108,473	1,070	1,070	10	1,181	1,181	11
ASHLAND	1	52,523	52,523	411	411	8	482	482	9
ASHTABULA	1	102,728	102,728	901	901	9	917	917	9
ATHENS	1	62,223	62,223	539	539	9	593	593	10
AUGLAIZE *	1	46,611	46,611	433	433	9	434	434	9
BELMONT	1	70,226	70,226	741	741	11	729	729	10
BROWN	1	42,285	42,285	346	346	8	328	328	8
CARROLL	1	28,836	28,836	179	179	6	184	184	6
CHAMPAIGN	1	38,890	38,890	334	334	9	323	323	8
CLERMONT	1	177,977	177,977	1,192	1,192	7	1,243	1,243	7
CLINTON	1	40,543	40,543	362	362	9	396	396	10
COLUMBIANA	1	112,075	112,075	835	835	7	911	911	8
COSHOCTON	1	36,655	36,655	348	348	9	306	306	8
CRAWFORD	1	46,966	46,966	449	449	10	400	400	9
DARKE	1	53,309	53,309	613	613	11	546	546	10
DEFIANCE	1	39,500	39,500	381	381	10	371	371	9
DELAWARE	1	109,989	109,989	663	663	6	601	601	5
FAIRFIELD	1	122,759	122,759	840	840	7	971	971	8
FAYETTE	1	28,433	28,433	267	267	9	362	362	13
FULTON	1	42,084	42,084	365	365	9	370	370	9
GALLIA	1	31,069	31,069	363	363	12	341	341	11
GEAUGA	1	90,895	90,895	605	605	7	602	602	7
GUERNSEY	1	40,792	40,792	432	432	11	435	435	11

COURTS OF COMMON PLEAS - PROBATE DIVISION
OVERALL CASELOADS (continued)
2002

COUNTY	NUMBER OF JUDGES	----- POPULATION -----		NEW FILINGS, TRANSFERS, AND REACTIVATIONS -----			----- TERMINATIONS -----		
		TOTAL	PER JUDGE	TOTAL	PER JUDGE	POPULATION	TOTAL	PER JUDGE	PER 1,000 POPULATION
HANCOCK	1	71,295	71,295	632	632	9	598	598	8
HARDIN	1	31,945	31,945	307	307	10	291	291	9
HIGHLAND	1	40,875	40,875	394	394	10	372	372	9
HOCKING	1	28,241	28,241	256	256	9	295	295	10
HOLMES	1	38,943	38,943	176	176	5	183	183	5
HURON	1	59,487	59,487	422	422	7	456	456	8
JACKSON	1	32,641	32,641	301	301	9	120	120	4
JEFFERSON	1	73,894	73,894	786	786	11	755	755	10
KNOX	1	54,500	54,500	460	460	8	520	520	10
LAWRENCE	1	62,319	62,319	530	530	9	546	546	9
LICKING	1	145,491	145,491	1,106	1,106	8	1,139	1,139	8
LOGAN	1	46,005	46,005	466	466	10	449	449	10
MADISON	1	40,213	40,213	275	275	7	280	280	7
MARION	2	66,217	33,109	571	286	9	554	277	8
MEDINA	1	151,095	151,095	1,145	1,145	8	1,106	1,106	7
MEIGS	1	23,072	23,072	162	162	7	108	108	5
MERCER	1	40,924	40,924	328	328	8	370	370	9
MIAMI	1	98,868	98,868	854	854	9	930	930	9
MONROE	1	15,180	15,180	128	128	8	143	143	9
MUSKINGUM	1	84,585	84,585	743	743	9	787	787	9
OTTAWA	1	40,985	40,985	389	389	9	395	395	10
PAULDING	1	20,293	20,293	209	209	10	212	212	10
PERRY	1	34,078	34,078	256	256	8	333	333	10
PICKAWAY	1	52,727	52,727	393	393	7	395	395	7
PIKE	1	27,695	27,695	209	209	8	195	195	7
PORTAGE	1	152,061	152,061	971	971	6	951	951	6
PREBLE	1	42,337	42,337	381	381	9	352	352	8
PUTNAM	1	34,726	34,726	333	333	10	327	327	9
ROSS	1	73,345	73,345	684	684	9	691	691	9
SANDUSKY	1	61,792	61,792	489	489	8	532	532	9
SCIOTO	1	79,195	79,195	730	730	9	576	576	7
SENECA	1	58,683	58,683	589	589	10	627	627	11
SHELBY	1	47,910	47,910	458	458	10	506	506	11
TUSCARAWAS	1	90,914	90,914	689	689	8	783	783	9
UNION	1	40,909	40,909	266	266	7	278	278	7
VAN WERT	1	29,659	29,659	330	330	11	308	308	10
VINTON	1	12,806	12,806	115	115	9	140	140	11
WARREN	1	158,383	158,383	996	996	6	1,020	1,020	6
WASHINGTON	1	63,251	63,251	588	588	9	600	600	9
WAYNE	1	111,564	111,564	806	806	7	833	833	7
WILLIAMS	1	39,188	39,188	373	373	10	402	402	10
WOOD	1	121,065	121,065	790	790	7	789	789	7
STATEWIDE	90	11,353,140	126,146	96,357	1,071	8	96,806	1,076	9

All population figures based on estimated 2001 U.S.Census

* The judges of Auglaize and Marion Counties also have Domestic Relations Division jurisdiction.

COURTS OF COMMON PLEAS - PROBATE DIVISION

DECEDENTS' ESTATES AND WRONGFUL DEATH

2002

<u>COUNTY</u>	----- DECEDENTS' ESTATES -----				----- WRONGFUL DEATH -----			
	<u>CASES PENDING JANUARY 1</u>	<u>CASES FILED</u>	<u>CASES CLOSED</u>	<u>CASES PENDING DECEMBER 31</u>	<u>CASES PENDING JANUARY 1</u>	<u>CASES FILED</u>	<u>CASES CLOSED</u>	<u>CASES PENDING DECEMBER 31</u>
ADAMS	143	134	144	133	0	0	0	0
ALLEN	664	690	729	625	0	0	0	0
ASHLAND	318	318	375	261	0	0	0	0
ASHTABULA	557	650	673	534	0	0	0	0
ATHENS	177	250	271	156	0	0	0	0
AUGLAIZE	244	325	336	233	0	0	0	0
BELMONT	597	547	546	598	0	0	0	0
BROWN	244	224	214	254	0	0	0	0
BUTLER	1,143	1,612	1,540	1,215	0	0	0	0
CARROLL	195	136	145	186	0	0	0	0
CHAMPAIGN	166	249	249	166	0	0	0	0
CLARK	998	807	971	834	2	9	9	2
CLERMONT	454	749	809	394	0	0	0	0
CLINTON	232	230	277	185	0	0	0	0
COLUMBIANA	796	638	696	738	0	0	0	0
COSHOCTON	206	230	221	215	0	0	0	0
CRAWFORD	302	341	322	321	0	0	0	0
CUYAHOGA	14,321	8,601	7,813	15,109	0	0	0	0
DARKE	397	462	411	448	0	0	0	0
DEFIANCE	182	258	261	179	0	0	0	0
DELAWARE	325	433	413	345	0	0	0	0
ERIE	628	517	559	586	0	0	0	0
FAIRFIELD	482	555	640	397	13	17	23	7
FAYETTE	250	170	242	178	0	0	0	0
FRANKLIN	3,921	4,704	4,715	3,910	0	0	0	0
FULTON	263	252	275	240	0	0	0	0
GALLIA	224	180	164	240	0	1	1	0
GEAUGA	351	390	394	347	0	0	0	0
GREENE	725	623	584	764	0	5	5	0
GUERNSEY	206	214	222	198	3	6	4	5
HAMILTON	3,754	4,408	4,710	3,452	0	0	0	0
HANCOCK	418	449	431	436	1	7	8	0
HARDIN	180	229	192	217	0	0	0	0
HARRISON	65	98	106	57	0	0	0	0
HENRY	278	195	195	278	0	0	0	0
HIGHLAND	583	255	206	632	0	0	0	0
HOCKING	113	163	182	94	5	1	1	5
HOLMES	80	114	114	80	1	2	1	2
HURON	326	327	358	295	29	8	8	29
JACKSON	305	206	81	430	1	3	0	4
JEFFERSON	700	606	602	704	0	0	0	0
KNOX	248	318	376	190	0	0	0	0
LAKE	1,062	1,049	1,175	936	6	0	0	6
LAWRENCE	467	308	301	474	56	11	34	33
LICKING	456	765	774	447	45	21	22	44
LOGAN	339	361	354	346	0	0	0	0
LORAIN	1,191	1,545	1,589	1,147	0	0	0	0
LUCAS	2,481	2,712	2,793	2,400	0	0	0	0

COURTS OF COMMON PLEAS - PROBATE DIVISION
DECEDENTS' ESTATES AND WRONGFUL DEATH (continued)
2002

<u>COUNTY</u>	<u>----- DECEDENTS' ESTATES -----</u>				<u>----- WRONGFUL DEATH -----</u>			
	<u>CASES PENDING JANUARY 1</u>	<u>CASES FILED</u>	<u>CASES CLOSED</u>	<u>CASES PENDING DECEMBER 31</u>	<u>CASES PENDING JANUARY 1</u>	<u>CASES FILED</u>	<u>CASES CLOSED</u>	<u>CASES PENDING DECEMBER 31</u>
MADISON	280	186	203	263	2	4	3	3
MAHONING	2,474	1,508	1,553	2,429	0	0	0	0
MARION	336	397	413	320	0	4	4	0
MEDINA	578	679	716	541	0	39	3	36
MEIGS	472	92	57	507	0	1	1	0
MERCER	251	255	300	206	0	0	0	0
MIAMI	521	590	672	439	20	7	3	24
MONROE	99	93	103	89	0	0	0	0
MONTGOMERY	2,975	3,361	3,586	2,750	0	0	0	0
MORGAN	180	129	120	189	0	0	0	0
MORROW	312	174	138	348	3	3	0	6
MUSKINGUM	497	467	501	463	0	0	0	0
NOBLE	76	87	91	72	0	0	0	0
OTTAWA	294	313	320	287	0	0	0	0
PAULDING	110	147	159	98	0	4	2	2
PERRY	142	156	189	109	8	3	11	0
PICKAWAY	242	290	294	238	4	2	3	3
PIKE	159	164	151	172	38	8	4	42
PORTAGE	630	689	657	662	47	19	13	53
PREBLE	206	280	269	217	5	0	2	3
PUTNAM	169	232	239	162	0	0	0	0
RICHLAND	523	723	723	523	0	0	0	0
ROSS	292	431	460	263	0	0	0	0
SANDUSKY	424	373	412	385	0	0	0	0
SCIOTO	646	479	372	753	0	0	0	0
SENECA	349	389	429	309	1	7	8	0
SHELBY	209	362	388	183	0	0	0	0
STARK	1,913	2,101	2,319	1,695	0	0	0	0
SUMMIT	2,940	2,987	2,868	3,059	0	0	0	0
TRUMBULL	1,522	1,474	1,448	1,548	17	87	93	11
TUSCARAWAS	543	534	636	441	0	6	6	0
UNION	158	196	201	153	0	0	0	0
VAN WERT	207	259	231	235	0	0	0	0
VINTON	86	79	103	62	2	4	3	3
WARREN	465	657	691	431	0	0	0	0
WASHINGTON	318	419	438	299	0	0	0	0
WAYNE	480	599	625	454	0	0	0	0
WILLIAMS	219	267	294	192	0	0	0	0
WOOD	595	585	582	598	0	0	0	0
WYANDOT	227	138	156	209	5	0	0	5
STATEWIDE	65,876	62,938	63,857	64,957	314	289	275	328

COURTS OF COMMON PLEAS - PROBATE DIVISION

GUARDIANSHIPS

2002

<i>COUNTY</i>	<i>----- MINORS -----</i>				<i>----- INCOMPETENTS -----</i>				<i>EMERGENCY, LIMITED, AND INTERIM APPOINTMENTS</i>
	<i>CASES PENDING JANUARY 1</i>	<i>CASES FILED</i>	<i>CASES CLOSED</i>	<i>CASES PENDING DECEMBER 31</i>	<i>CASES PENDING JANUARY 1</i>	<i>CASES FILED</i>	<i>CASES CLOSED</i>	<i>CASES PENDING DECEMBER 31</i>	
ADAMS	45	9	3	51	92	19	13	98	22
ALLEN	553	67	107	513	406	108	76	438	46
ASHLAND	122	11	21	112	157	16	17	156	4
ASHTABULA	113	21	22	112	412	68	67	413	0
ATHENS	53	10	10	53	136	19	19	136	21
AUGLAIZE	56	21	11	66	69	14	15	68	2
BELMONT	58	15	13	60	226	49	32	243	2
BROWN	80	16	14	82	153	30	19	164	0
BUTLER	285	63	80	268	659	134	160	633	12
CARROLL	45	2	1	46	115	8	5	118	0
CHAMPAIGN	60	14	7	67	93	11	7	97	5
CLARK	951	188	185	954	535	98	81	552	24
CLERMONT	151	12	29	134	517	97	64	550	0
CLINTON	98	35	19	114	76	12	9	79	1
COLUMBIANA	121	17	24	114	328	53	54	327	0
COSHOCTON	71	17	17	71	112	23	8	127	4
CRAWFORD	67	11	5	73	95	21	5	111	1
CUYAHOGA	6,189	883	972	6,100	5,807	1,341	1,047	6,101	0
DARKE	96	43	28	111	81	30	18	93	2
DEFIANCE	104	8	4	108	125	26	15	136	0
DELAWARE	107	27	28	106	123	33	15	141	17
ERIE	121	22	15	128	293	66	59	300	13
FAIRFIELD	96	11	14	93	279	63	64	278	7
FAYETTE	57	10	10	57	112	19	26	105	12
FRANKLIN	3,304	680	385	3,599	2,474	552	448	2,578	44
FULTON	75	12	7	80	62	22	9	75	1
GALLIA	37	6	2	41	264	25	10	279	1
GEAUGA	117	32	28	121	181	36	28	189	10
GREENE	322	40	43	319	378	42	34	386	0
GUERNSEY	30	8	6	32	179	36	20	195	16
HAMILTON	1,829	204	344	1,689	1,459	278	263	1,474	11
HANCOCK	59	6	18	47	242	29	22	249	0
HARDIN	38	1	6	33	104	20	20	104	15
HARRISON	15	0	5	10	15	5	2	18	0
HENRY	51	3	6	48	66	15	5	76	0
HIGHLAND	137	36	30	143	106	20	8	118	43
HOCKING	22	8	2	28	81	29	32	78	18
HOLMES	17	2	2	17	107	16	18	105	6
HURON	64	7	13	58	146	21	20	147	6
JACKSON	47	10	2	55	112	34	9	137	0
JEFFERSON	53	6	2	57	270	54	27	297	8
KNOX	33	7	5	35	170	21	22	169	3
LAKE	361	77	71	367	711	131	130	712	0
LAWRENCE	299	63	41	321	295	28	28	295	6
LICKING	119	14	23	110	305	73	65	313	19
LOGAN	62	11	14	59	60	10	12	58	1
LORAIN	748	152	155	745	536	95	79	552	8
LUCAS	326	57	66	317	1,465	205	235	1,435	0

COURTS OF COMMON PLEAS - PROBATE DIVISION

GUARDIANSHIPS (continued)

2002

<i>COUNTY</i>	<i>MINORS</i>				<i>INCOMPETENTS</i>				<i>EMERGENCY, LIMITED, AND INTERIM APPOINTMENTS</i>
	<i>CASES PENDING JANUARY 1</i>	<i>CASES FILED</i>	<i>CASES CLOSED</i>	<i>CASES PENDING DECEMBER 31</i>	<i>CASES PENDING JANUARY 1</i>	<i>CASES FILED</i>	<i>CASES CLOSED</i>	<i>CASES PENDING DECEMBER 31</i>	
MADISON	92	23	11	104	75	16	5	86	4
MAHONING	372	49	55	366	1,249	131	234	1,146	5
MARION	68	10	5	73	173	43	13	203	12
MEDINA	353	98	76	375	335	66	43	358	4
MEIGS	145	11	2	154	95	10	4	101	5
MERCER	60	9	11	58	64	14	9	69	0
MIAMI	219	36	40	215	194	47	22	219	12
MONROE	31	6	6	31	26	9	9	26	2
MONTGOMERY	584	113	186	511	1,168	324	266	1,226	1
MORGAN	67	8	1	74	83	11	10	84	4
MORROW	36	25	4	57	148	14	12	150	0
MUSKINGUM	80	20	13	87	322	79	67	334	35
NOBLE	18	1	4	15	22	3	7	18	0
OTTAWA	61	6	12	55	153	21	16	158	6
PAULDING	38	7	9	36	38	12	5	45	6
PERRY	53	2	19	36	129	15	32	112	5
PICKAWAY	102	15	20	97	90	17	14	93	3
PIKE	65	4	4	65	96	5	6	95	1
PORTAGE	160	17	31	146	285	37	33	289	0
PREBLE	85	23	19	89	141	18	17	142	2
PUTNAM	100	18	10	108	82	16	9	89	0
RICHLAND	106	17	19	104	426	83	41	468	43
ROSS	165	41	36	170	129	33	16	146	14
SANDUSKY	85	13	15	83	137	32	16	153	6
SCIOTO	90	10	6	94	213	64	39	238	8
SENECA	96	13	13	96	270	38	26	282	29
SHELBY	78	15	18	75	96	17	21	92	4
STARK	173	31	73	131	1,154	199	182	1,171	3
SUMMIT	768	187	192	763	1,667	332	291	1,708	0
TRUMBULL	325	53	68	310	678	141	88	731	9
TUSCARAWAS	106	14	14	106	189	26	23	192	0
UNION	39	5	4	40	75	16	16	75	0
VAN WERT	53	8	2	59	95	19	14	100	7
VINTON	26	1	4	23	45	6	7	44	0
WARREN	215	46	40	221	414	55	50	419	0
WASHINGTON	41	10	9	42	140	37	29	148	2
WAYNE	153	24	34	143	291	36	22	305	1
WILLIAMS	60	16	7	69	87	9	6	90	1
WOOD	95	17	21	91	192	38	14	216	8
WYANDOT	38	4	5	37	63	8	12	59	2
STATEWIDE	23,365	4,001	4,033	23,333	32,118	6,252	5,187	33,183	655

COURTS OF COMMON PLEAS - PROBATE DIVISION
CONSERVATORSHIPS, TESTAMENTARY TRUSTS, AND CIVIL ACTIONS
2002

COUNTY	-----CONSERVATORSHIPS-----				-----TESTAMENTARY TRUSTS-----				-----CIVIL ACTIONS-----			
	CASES	CASES	CASES	CASES	CASES	CASES	CASES	CASES	CASES	CASES	CASES	CASES
	PENDING JANUARY 1	FILED	CLOSED	PENDING DECEMBER 31	PENDING JANUARY 1	FILED	CLOSED	PENDING DECEMBER 31	PENDING JANUARY 1	FILED	CLOSED	PENDING DECEMBER 31
ADAMS	0	0	0	0	6	0	1	5	29	7	9	27
ALLEN	3	1	3	1	115	7	8	114	25	16	17	24
ASHLAND	1	1	1	1	97	12	7	102	6	7	5	8
ASHTABULA	2	0	1	1	53	6	5	54	6	10	9	7
ATHENS	1	0	1	0	16	0	2	14	9	9	9	9
AUGLAIZE	0	0	0	0	61	6	5	62	2	8	7	3
BELMONT	6	2	3	5	71	7	6	72	4	22	15	11
BROWN	1	0	0	1	57	2	4	55	15	8	10	13
BUTLER	2	0	0	2	198	13	208	3	33	52	53	32
CARROLL	1	1	0	2	19	2	4	17	2	1	2	1
CHAMPAIGN	2	0	1	1	25	5	0	30	7	4	6	5
CLARK	5	1	0	6	160	15	22	153	26	38	39	25
CLERMONT	0	0	0	0	51	3	4	50	12	22	18	16
CLINTON	0	2	0	2	77	2	3	76	8	10	7	11
COLUMBIANA	2	0	0	2	115	11	14	112	0	0	0	0
COSHOCTON	2	1	0	3	66	3	4	65	3	9	4	8
CRAWFORD	5	0	1	4	91	4	3	92	12	14	11	15
CUYAHOGA	64	15	12	67	1,538	58	118	1,478	416	527	453	490
DARKE	2	0	0	2	86	11	16	81	6	10	11	5
DEFIANCE	4	4	3	5	28	6	1	33	4	8	6	6
DELAWARE	0	1	0	1	92	5	10	87	6	28	12	22
ERIE	5	0	2	3	110	7	19	98	28	24	34	18
FAIRFIELD	0	0	0	0	72	6	5	73	32	39	48	23
FAYETTE	1	0	0	1	48	12	8	52	7	12	10	9
FRANKLIN	24	16	15	25	653	23	58	618	325	256	263	318
FULTON	0	0	0	0	48	8	4	52	2	9	10	1
GALLIA	0	0	0	0	24	2	3	23	7	3	5	5
GEAUGA	0	0	0	0	70	3	2	71	5	13	9	9
GREENE	6	2	1	7	147	8	7	148	46	47	47	46
GUERNSEY	1	3	1	3	26	4	1	29	14	16	12	18
HAMILTON	5	2	0	7	1,451	89	113	1,427	99	157	158	98
HANCOCK	5	1	1	5	57	3	1	59	16	13	12	17
HARDIN	1	0	0	1	63	2	3	62	5	6	6	5
HARRISON	1	0	0	1	3	1	1	3	2	7	4	5
HENRY	1	0	0	1	50	5	2	53	11	1	4	8
HIGHLAND	4	0	0	4	60	1	2	59	29	16	2	43
HOCKING	0	0	0	0	22	2	3	21	5	6	7	4
HOLMES	0	0	0	0	16	3	1	18	4	2	4	2
HURON	2	0	0	2	41	5	0	46	22	6	4	24
JACKSON	1	0	0	1	11	1	0	12	49	9	0	58
JEFFERSON	0	0	0	0	92	3	4	91	9	1	1	9
KNOX	0	1	1	0	43	4	9	38	5	9	10	4
LAKE	11	2	3	10	150	5	10	145	77	95	101	71
LAWRENCE	3	2	0	5	41	2	3	40	14	23	23	14
LICKING	2	1	1	2	222	9	12	219	12	31	25	18
LOGAN	1	0	0	1	78	7	2	83	5	8	6	7
LORAIN	5	3	5	3	208	18	15	211	36	41	37	40
LUCAS	1	3	0	4	265	28	32	261	240	117	215	142

COURTS OF COMMON PLEAS - PROBATE DIVISION
CONSERVATORSHIPS, TESTAMENTARY TRUSTS, AND CIVIL ACTIONS (continued)
2002

COUNTY	-----CONSERVATORSHIPS-----				-----TESTAMENTARY TRUSTS-----				-----CIVIL ACTIONS-----			
	CASES PENDING JANUARY 1	CASES FILED	CASES CLOSED	CASES PENDING DECEMBER 31	CASES PENDING JANUARY 1	CASES FILED	CASES CLOSED	CASES PENDING DECEMBER 31	CASES PENDING JANUARY 1	CASES FILED	CASES CLOSED	CASES PENDING DECEMBER 31
MADISON	3	1	0	4	65	2	4	63	8	7	9	6
MAHONING	18	0	1	17	497	38	53	482	160	66	59	167
MARION	1	0	0	1	115	8	7	116	15	21	19	17
MEDINA	8	2	5	5	80	13	8	85	18	24	28	14
MEIGS	3	0	0	3	26	2	1	27	0	0	0	0
MERCER	0	0	0	0	29	4	2	31	2	0	2	0
MIAMI	0	2	2	0	218	11	22	207	15	15	14	16
MONROE	0	0	0	0	6	0	1	5	3	3	4	2
MONTGOMERY	5	3	2	6	629	40	118	551	147	126	129	144
MORGAN	0	0	0	0	26	2	0	28	10	5	6	9
MORROW	1	1	0	2	17	11	0	28	11	0	1	10
MUSKINGUM	2	1	0	3	149	12	12	149	18	17	12	23
NOBLE	0	0	0	0	8	0	0	8	2	2	1	3
OTTAWA	1	1	0	2	46	1	2	45	7	11	7	11
PAULDING	1	0	0	1	39	9	5	43	1	6	2	5
PERRY	0	0	0	0	10	3	1	12	7	6	6	7
PICKAWAY	1	0	0	1	57	7	6	58	16	10	8	18
PIKE	1	0	0	1	16	0	1	15	3	4	6	1
PORTAGE	6	0	1	5	126	6	8	124	12	22	20	14
PREBLE	1	0	0	1	53	5	5	53	6	18	10	14
PUTNAM	2	0	0	2	50	4	7	47	7	6	9	4
RICHLAND	0	1	0	1	203	14	19	198	18	27	18	27
ROSS	0	0	0	0	72	10	3	79	10	19	17	12
SANDUSKY	2	1	1	2	60	0	4	56	13	8	16	5
SCIOTO	0	2	1	1	62	4	1	65	17	1	0	18
SENECA	1	0	0	1	77	6	7	76	25	48	45	28
SHELBY	1	0	0	1	74	1	10	65	4	5	7	2
STARK	5	5	2	8	335	14	46	303	100	99	98	101
SUMMIT	27	8	6	29	448	31	48	431	90	148	148	90
TRUMBULL	12	2	2	12	301	10	27	284	49	64	66	47
TUSCARAWAS	0	0	0	0	49	5	1	53	6	5	4	7
UNION	1	1	0	2	45	2	4	43	5	3	3	5
VAN WERT	1	0	1	0	49	1	2	48	7	8	6	9
VINTON	2	0	0	2	1	1	0	2	3	1	1	3
WARREN	1	0	0	1	119	3	7	115	9	29	19	19
WASHINGTON	1	0	0	1	67	6	0	73	11	9	11	9
WAYNE	7	0	2	5	133	9	13	129	2	9	7	4
WILLIAMS	0	0	0	0	75	6	8	73	4	2	4	2
WOOD	3	2	2	3	68	2	7	63	13	12	16	9
WYANDOT	0	0	0	0	24	1	0	25	3	6	4	5
STATEWIDE	301	98	84	315	11,617	743	1,235	11,125	2,594	2,649	2,602	2,641

COURTS OF COMMON PLEAS - PROBATE DIVISION

MISCELLANEOUS ACTIVITIES

2002

<i>COUNTY</i>	<i>-- ADOPTIONS --</i>		<i>MENTAL ILLNESS - AND RETARDATION -</i>		<i>MINORS' - SETTLEMENTS -</i>		<i>BIRTH RECORD -- CORRECTION --</i>		<i>NAME ---- CHANGES ----</i>		<i>MARRIAGE APPLICATIONS GRANTED</i>
	<i>CASES FILED</i>	<i>CASES TERMINATED</i>	<i>CASES FILED</i>	<i>CASES TERMINATED</i>	<i>CASES FILED</i>	<i>CASES TERMINATED</i>	<i>CASES FILED</i>	<i>CASES TERMINATED</i>	<i>CASES FILED</i>	<i>CASES TERMINATED</i>	
ADAMS	24	24	7	13	8	9	8	11	9	11	205
ALLEN	61	61	61	65	18	21	11	14	30	34	750
ASHLAND	24	25	1	1	2	7	6	5	13	14	357
ASHTABULA	61	62	15	8	19	21	9	9	42	40	752
ATHENS	30	41	189	190	4	2	11	11	17	16	380
AUGLAIZE	28	30	0	0	16	14	3	3	12	11	300
BELMONT	35	37	31	41	5	7	9	9	19	18	494
BROWN	32	32	9	9	3	5	11	11	11	10	293
BUTLER	141	169	65	67	36	35	25	23	126	124	2,538
CARROLL	10	16	0	1	3	2	2	2	14	6	227
CHAMPAIGN	21	18	2	2	6	6	8	8	14	14	287
CLARK	81	86	50	50	29	37	14	14	49	45	856
CLERMONT	110	109	91	92	38	49	5	5	65	64	1,284
CLINTON	20	27	7	4	18	19	7	7	19	23	333
COLUMBIANA	36	41	17	19	20	22	5	5	38	36	725
COSHOCTON	14	16	15	15	18	6	6	6	12	5	264
CRAWFORD	26	30	8	8	10	5	2	1	12	8	353
CUYAHOGA	794	771	953	939	172	170	119	115	916	941	8,975
DARKE	24	27	4	4	11	11	6	6	12	12	373
DEFIANCE	24	38	18	17	8	8	5	5	16	13	326
DELAWARE	57	44	1	1	18	10	3	4	57	47	862
ERIE	34	30	19	19	13	9	6	7	53	53	566
FAIRFIELD	70	89	16	19	16	15	9	9	38	38	810
FAYETTE	10	14	12	15	4	6	6	7	12	12	202
FRANKLIN	687	615	440	466	276	31	88	90	585	581	9,480
FULTON	23	22	21	20	7	7	2	2	9	13	303
GALLIA	8	8	72	83	44	43	14	14	8	7	258
GEAUGA	35	30	23	23	19	22	4	4	50	52	492
GREENE	40	36	63	52	7	3	24	24	60	65	1,727
GUERNSEY	14	16	99	107	11	9	7	7	14	14	346
HAMILTON	315	325	695	629	108	122	141	145	347	333	5,175
HANCOCK	42	34	16	16	21	17	14	14	31	24	623
HARDIN	21	17	10	10	6	6	6	10	6	6	215
HARRISON	3	6	8	8	0	0	7	7	1	1	110
HENRY	11	12	0	0	8	4	0	0	12	10	190
HIGHLAND	22	31	11	14	8	11	16	14	9	11	332
HOCKING	16	16	13	15	8	8	4	3	6	8	217
HOLMES	10	11	1	1	2	3	12	12	12	10	305
HURON	20	15	1	0	7	11	2	2	18	19	427
JACKSON	6	12	9	1	4	1	9	9	10	5	257
JEFFERSON	30	26	26	28	17	13	24	23	19	21	473
KNOX	33	40	3	1	14	10	11	11	39	32	389
LAKE	77	73	13	12	34	28	0	0	66	47	1,509
LAWRENCE	34	56	15	15	7	9	7	5	30	25	279
LICKING	80	88	11	11	26	17	16	16	59	66	1,109
LOGAN	35	30	3	1	13	9	1	1	17	19	351
LORAIN	138	169	17	20	77	60	11	10	124	110	1,694
LUCAS	286	302	412	293	126	121	31	17	234	212	6,703

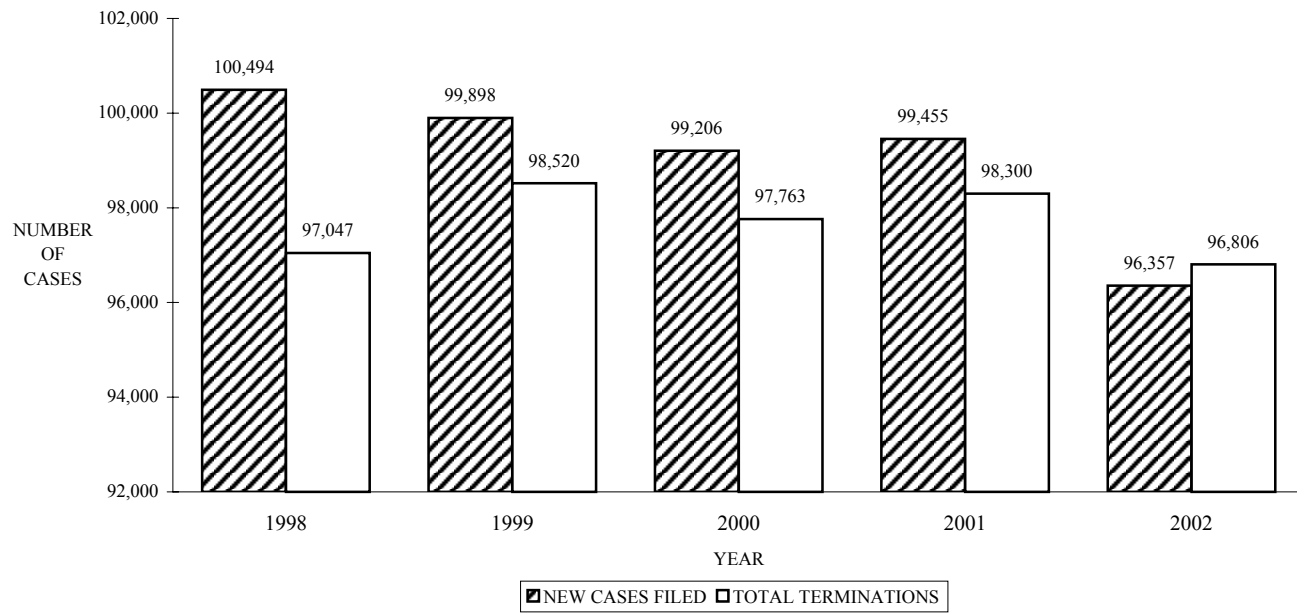
COURTS OF COMMON PLEAS - PROBATE DIVISION

MISCELLANEOUS ACTIVITIES (continued)

2002

COUNTY	-- ADOPTIONS --		MENTAL ILLNESS - AND RETARDATION -		MINORS' - SETTLEMENTS -		BIRTH RECORD -- CORRECTION --		NAME ---- CHANGES ----		MARRIAGE
	CASES FILED	CASES TERMINATED	CASES FILED	CASES TERMINATED	CASES FILED	CASES TERMINATED	CASES FILED	CASES TERMINATED	CASES FILED	CASES TERMINATED	APPLICATIONS GRANTED
MADISON	16	19	2	2	6	8	1	1	11	11	262
MAHONING	76	87	201	203	55	54	19	18	69	85	1,454
MARION	39	37	2	2	7	8	9	9	31	25	526
MEDINA	74	76	4	3	33	26	23	26	90	92	1,058
MEIGS	10	11	14	6	2	1	3	3	17	17	197
MERCER	23	25	0	0	6	4	9	9	8	8	305
MIAMI	74	70	16	20	8	6	1	1	47	46	721
MONROE	4	7	5	4	1	1	2	2	5	4	116
MONTGOMERY	269	263	352	334	45	41	19	21	252	222	3,570
MORGAN	10	7	1	1	2	2	9	9	9	5	114
MORROW	16	2	2	1	1	1	3	1	7	4	235
MUSKINGUM	42	42	42	42	14	11	17	17	32	35	690
NOBLE	8	9	1	1	0	0	0	0	6	6	74
OTTAWA	10	10	0	0	8	7	5	5	13	10	314
PAULDING	14	14	1	1	2	1	5	5	2	3	145
PERRY	36	30	0	0	10	10	6	10	19	20	258
PICKAWAY	14	9	1	1	17	12	6	6	14	19	307
PIKE	4	5	0	0	5	5	6	6	9	6	207
PORTAGE	67	65	1	2	20	23	8	11	85	87	966
PREBLE	16	12	1	0	8	6	0	0	12	10	301
PUTNAM	20	24	5	4	6	5	14	14	12	6	248
RICHLAND	82	93	44	44	27	25	9	28	34	43	917
ROSS	36	35	59	59	20	18	2	3	33	30	562
SANDUSKY	28	31	2	2	13	12	2	2	17	15	465
SCIOTO	23	25	73	62	17	9	30	25	27	28	505
SENECA	31	29	13	10	22	10	5	5	17	16	395
SHELBY	32	33	3	2	4	4	2	2	17	17	411
STARK	255	252	381	381	95	95	36	36	172	166	2,540
SUMMIT	227	244	348	335	105	102	54	53	313	314	3,679
TRUMBULL	94	86	96	96	57	62	16	17	78	86	1,351
TUSCARAWAS	50	50	3	3	12	12	10	10	24	24	691
UNION	13	26	3	4	7	0	2	3	18	17	332
VAN WERT	18	20	5	5	6	9	3	2	3	9	253
VINTON	9	9	0	0	3	2	4	4	7	7	87
WARREN	93	103	35	32	21	21	10	10	47	47	1,064
WASHINGTON	24	29	42	42	10	11	7	7	24	22	472
WAYNE	49	49	12	12	12	15	17	17	39	36	841
WILLIAMS	25	27	23	23	11	17	4	4	10	11	357
WOOD	57	65	6	9	31	27	4	4	36	34	819
WYANDOT	15	9	3	3	2	4	0	0	13	16	180
STATEWIDE	5,756	5,866	5,375	5,176	2,076	1,748	1,129	1,143	5,051	4,945	83,465

COURTS OF COMMON PLEAS - PROBATE DIVISION
STATEWIDE NEW CASES FILED AND TOTAL TERMINATIONS COMPARISON
1998-2002



COURTS OF COMMON PLEAS - JUVENILE DIVISION

OVERALL CASELOADS

2002

COUNTY	NUMBER OF JUDGES	----- POPULATION -----		NEW FILINGS, TRANSFERS, ----- AND REACTIVATIONS -----			----- TERMINATIONS -----		
		TOTAL	PER JUDGE	TOTAL	PER JUDGE	PER 1,000 POPULATION	TOTAL	PER JUDGE	PER 1,000 POPULATION
The judges of the following counties also have General, Domestic Relations, and Probate Division jurisdiction.									
ADAMS	1	27,330	24,328	777	777	28	803	803	29
HARRISON	1	15,856	15,856	575	575	36	574	574	36
HENRY	1	29,210	29,210	859	859	29	918	918	31
MORGAN	1	14,897	14,897	485	485	33	479	479	32
MORROW	1	31,628	31,628	889	889	28	991	991	31
NOBLE	1	14,058	14,058	317	317	23	314	314	22
WYANDOT	1	22,908	22,908	964	964	42	996	996	43
The judges of the following counties also have Domestic Relations Division jurisdiction.									
AUGLAIZE*	1	46,611	46,611	1,215	1,215	26	1,255	1,255	27
CLARK	1	144,742	144,742	7,049	7,049	49	7,082	7,082	49
ERIE	1	79,551	79,551	5,967	5,967	75	6,028	6,028	76
FRANKLIN	5	1,068,978	213,796	26,988	5,398	25	25,873	5,175	24
LORAIN	3	284,664	94,888	9,046	3,015	32	8,972	2,991	32
MARION	1	66,217	66,217	4,445	4,445	67	4,274	4,274	65
RICHLAND	1	128,852	128,852	4,565	4,565	35	4,695	4,695	36
STARK	3	378,098	126,033	9,782	3,261	26	9,326	3,109	25
TRUMBULL	2	225,116	112,558	8,410	4,205	37	8,402	4,201	37
The judges of the following counties have Juvenile Division jurisdiction exclusively.									
BUTLER	1	332,807	332,807	9,416	9,416	28	8,753	8,753	26
CUYAHOGA	6	1,393,978	232,330	65,986	10,998	47	73,020	12,170	52
GREENE	1	147,886	147,886	4,072	4,072	28	4,048	4,048	27
HAMILTON	2	845,303	422,652	45,620	22,810	54	45,596	22,798	54
LAKE	1	227,511	227,511	5,151	5,151	23	5,157	5,157	23
LUCAS	2	455,054	227,527	17,121	8,561	38	17,016	8,508	37
MAHONING	1	257,555	257,555	6,753	6,753	26	6,827	6,827	27
MONTGOMERY	2	559,062	279,531	15,339	7,670	27	13,302	6,651	24
SUMMIT	1	542,899	542,899	12,266	12,266	23	12,251	12,251	23
The judges of the following counties also have Probate Division jurisdiction.									
ALLEN	1	108,473	108,473	4,720	4,720	44	4,656	4,656	43
ASHLAND	1	52,523	52,523	1,708	1,708	33	1,753	1,753	33
ASHTABULA	1	102,728	102,728	3,075	3,075	30	2,529	2,529	25
ATHENS	1	62,223	62,223	1,801	1,801	29	1,712	1,712	28
BELMONT	1	70,226	70,226	1,991	1,991	28	2,006	2,006	29
BROWN	1	42,285	42,285	1,473	1,473	35	1,479	1,479	35
CARROLL	1	28,836	28,836	609	609	21	625	625	22
CHAMPAIGN	1	38,890	38,890	1,165	1,165	30	1,135	1,135	29
CLERMONT	1	177,977	177,977	6,423	6,423	36	6,367	6,367	36
CLINTON	1	40,543	40,543	1,575	1,575	39	1,564	1,564	39
COLUMBIANA	1	112,075	112,075	2,611	2,611	23	2,748	2,748	25
COSHOCTON	1	36,655	36,655	1,252	1,252	34	1,315	1,315	36
CRAWFORD	1	46,966	46,966	1,589	1,589	34	1,660	1,660	35
DARKE	1	53,309	53,309	1,262	1,262	24	1,313	1,313	25
DEFIANCE	1	39,500	39,500	1,479	1,479	37	1,514	1,514	38
DELAWARE	1	109,989	109,989	2,750	2,750	25	2,655	2,655	24
FAIRFIELD	1	122,759	122,759	2,624	2,624	21	2,607	2,607	21
FAYETTE	1	28,433	28,433	1,230	1,230	43	1,150	1,150	40
FULTON	1	42,084	42,084	1,176	1,176	28	1,174	1,174	28

COURTS OF COMMON PLEAS - JUVENILE DIVISION

OVERALL CASELOADS (continued)

2002

COUNTY	NUMBER OF JUDGES	----- POPULATION -----		NEW FILINGS, TRANSFERS, ----- AND REACTIVATIONS -----			----- TERMINATIONS -----		
		TOTAL	PER JUDGE	TOTAL	PER JUDGE	PER 1,000 POPULATION	TOTAL	PER JUDGE	PER 1,000 POPULATION
GALLIA	1	31,069	31,069	1,532	1,532	49	1,484	1,484	48
GEAUGA	1	90,895	90,895	1,201	1,201	13	1,167	1,167	13
GUERNSEY	1	40,792	40,792	2,111	2,111	52	2,121	2,121	52
HANCOCK	1	71,295	71,295	2,779	2,779	39	3,027	3,027	42
HARDIN	1	31,945	31,945	1,009	1,009	32	1,016	1,016	32
HIGHLAND	1	40,875	40,875	1,402	1,402	34	1,388	1,388	34
HOCKING	1	28,241	28,241	1,637	1,637	58	1,615	1,615	57
HOLMES	1	38,943	38,943	656	656	17	634	634	16
HURON	1	59,487	59,487	2,008	2,008	34	2,039	2,039	34
JACKSON	1	32,641	32,641	1,606	1,606	49	1,353	1,353	41
JEFFERSON	1	73,894	73,894	2,998	2,998	41	2,953	2,953	40
KNOX	1	54,500	54,500	1,581	1,581	29	1,653	1,653	30
LAWRENCE	1	62,319	62,319	1,428	1,428	23	1,382	1,382	22
LICKING	1	145,491	145,491	3,538	3,538	24	3,609	3,609	25
LOGAN	1	46,005	46,005	2,125	2,125	46	2,041	2,041	44
MADISON	1	40,213	40,213	946	946	24	919	919	23
MEDINA	1	151,095	151,095	3,630	3,630	24	3,536	3,536	23
MEIGS	1	23,072	23,072	791	791	34	798	798	35
MERCER	1	40,924	40,924	1,730	1,730	42	1,724	1,724	42
MIAMI	1	98,868	98,868	5,771	5,771	58	5,863	5,863	59
MONROE	1	15,180	15,180	272	272	18	261	261	17
MUSKINGUM	1	84,585	84,585	3,024	3,024	36	3,078	3,078	36
OTTAWA	1	40,985	40,985	1,328	1,328	32	1,316	1,316	32
PAULDING	1	20,293	20,293	495	495	24	485	485	24
PERRY	1	34,078	34,078	947	947	28	859	859	25
PICKAWAY	1	52,727	52,727	2,208	2,208	42	2,186	2,186	41
PIKE	1	27,695	27,695	456	456	16	482	482	17
PORTAGE	1	152,061	152,061	3,116	3,116	20	3,146	3,146	21
PREBLE	1	42,337	42,337	1,916	1,916	45	1,881	1,881	44
PUTNAM	1	34,726	34,726	899	899	26	872	872	25
ROSS	1	73,345	73,345	2,124	2,124	29	2,087	2,087	28
SANDUSKY	1	61,792	61,792	1,915	1,915	31	1,963	1,963	32
SCIOTO	1	79,195	79,195	1,531	1,531	19	1,452	1,452	18
SENECA	1	58,683	58,683	2,063	2,063	35	2,321	2,321	40
SHELBY	1	47,910	47,910	1,992	1,992	42	1,973	1,973	41
TUSCARAWAS	1	90,914	90,914	2,228	2,228	25	2,442	2,442	27
UNION	1	40,909	40,909	1,225	1,225	30	1,202	1,202	29
VAN WERT	1	29,659	29,659	1,148	1,148	39	1,175	1,175	40
VINTON	1	12,806	12,806	610	610	48	578	578	45
WARREN	1	158,383	158,383	4,949	4,949	31	4,988	4,988	31
WASHINGTON	1	63,251	63,251	1,375	1,375	22	1,344	1,344	21
WAYNE	1	111,564	111,564	3,432	3,432	31	3,293	3,293	30
WILLIAMS	1	39,188	39,188	1,619	1,619	41	1,617	1,617	41
WOOD	1	121,065	121,065	4,270	4,270	35	4,140	4,140	34
STATEWIDE	105	11,353,140	108,125	390,191	3,716	34	392,377	3,737	35

88

All population figures based on estimated 2001 U.S.Census

* The judge of Auglaize County also has Probate Division jurisdiction.

COURTS OF COMMON PLEAS - JUVENILE DIVISION
DELINQUENCY OVERALL CASELOADS
2002

<i>COUNTY</i>	<i>CASES PENDING JANUARY 1</i>	<i>NEW FILINGS</i>	<i>REACTIVATIONS AND TRANSFERS</i>	<i>TOTAL CASES</i>	<i>TOTAL TERMIN- ATIONS</i>	<i>CLEARANCE RATE</i>	<i>CASES PENDING DECEMBER 31</i>	<i>CASES PENDING BEYOND TIME GUIDELINES</i>
ADAMS	25	103	7	135	107	97.3%	28	3
ALLEN	186	590	286	1,062	913	104.2%	149	11
ASHLAND	95	401	74	570	480	101.1%	90	0
ASHTABULA	1,443	840	1	2,284	689	81.9%	1,595	1293
ATHENS	119	452	20	591	474	100.4%	117	2
AUGLAIZE	35	226	18	279	262	107.4%	17	0
BELMONT	144	681	5	830	663	96.6%	167	68
BROWN	107	321	8	436	338	102.7%	98	6
BUTLER	380	3,188	0	3,568	2,930	91.9%	638	73
CARROLL	41	149	3	193	158	103.9%	35	0
CHAMPAIGN	52	363	77	492	462	105.0%	30	0
CLARK	296	1,955	155	2,406	2,111	100.0%	295	18
CLERMONT	338	1,139	253	1,730	1,456	104.6%	274	0
CLINTON	134	379	142	655	544	104.4%	111	5
COLUMBIANA	85	102	229	416	384	116.0%	32	0
COSHOCTON	45	275	26	346	327	108.6%	19	0
CRAWFORD	94	384	14	492	426	107.0%	66	2
CUYAHOGA	5,194	8,951	8,141	22,286	18,333	107.3%	3,953	583
DARKE	38	467	0	505	467	100.0%	38	0
DEFIANCE	32	471	50	553	529	101.5%	24	0
DELAWARE	925	627	6	1,558	509	80.4%	1,049	3
ERIE	194	1,585	284	2,063	1,896	101.4%	167	6
FAIRFIELD	89	551	77	717	628	100.0%	89	0
FAYETTE	47	401	20	468	409	97.1%	59	0
FRANKLIN	1,128	6,489	2,107	9,724	8,032	93.4%	1,692	158
FULTON	36	320	22	378	364	106.4%	14	0
GALLIA	46	287	19	352	294	96.1%	58	9
GEAUGA	13	404	0	417	375	92.8%	42	0
GREENE	166	945	0	1,111	938	99.3%	173	11
GUERNSEY	79	384	112	575	473	95.4%	102	0
HAMILTON	1,561	15,482	5,983	23,026	21,460	100.0%	1,566	19
HANCOCK	262	642	146	1,050	970	123.1%	80	2
HARDIN	50	183	82	315	271	102.3%	44	0
HARRISON	9	112	23	144	125	92.6%	19	0
HENRY	86	257	78	421	373	111.3%	48	1
HIGHLAND	56	321	36	413	345	96.6%	68	0
HOCKING	100	506	101	707	591	97.4%	116	8
HOLMES	28	133	5	166	144	104.3%	22	0
HURON	87	500	37	624	576	107.3%	48	0
JACKSON	155	580	2	737	476	81.8%	261	123
JEFFERSON	91	366	10	467	396	105.3%	71	16
KNOX	81	325	84	490	425	103.9%	65	0
LAKE	276	1,358	214	1,848	1,584	100.8%	264	14
LAWRENCE	76	369	3	448	350	94.1%	98	1
LICKING	69	753	325	1,147	1,103	102.3%	44	0
LOGAN	72	454	48	574	489	97.4%	85	14
LORAIN	658	2,286	220	3,164	2,466	98.4%	698	3
LUCAS	818	5,699	943	7,460	6,578	99.0%	882	16

COURTS OF COMMON PLEAS - JUVENILE DIVISION
DELINQUENCY OVERALL CASELOADS (continued)
2002

<i>COUNTY</i>	<i>CASES PENDING JANUARY 1</i>	<i>NEW FILINGS</i>	<i>REACTIVATIONS AND TRANSFERS</i>	<i>TOTAL CASES</i>	<i>TOTAL TERMIN- ATIONS</i>	<i>CLEARANCE RATE</i>	<i>CASES PENDING DECEMBER 31</i>	<i>CASES PENDING BEYOND TIME GUIDELINES</i>
MADISON	10	136	34	180	154	90.6%	26	0
MAHONING	569	1,067	198	1,834	1,490	117.8%	344	52
MARION	128	1,899	2	2,029	1,918	100.9%	111	13
MEDINA	207	1,025	25	1,257	1,140	108.6%	117	0
MEIGS	15	337	0	352	343	101.8%	9	0
MERCER	16	199	216	431	414	99.8%	17	0
MIAMI	222	1,812	66	2,100	1,913	101.9%	187	9
MONROE	4	78	13	95	85	93.4%	10	0
MONTGOMERY	909	3,763	235	4,907	3,544	88.6%	1,363	499
MORGAN	25	87	11	123	110	112.2%	13	0
MORROW	190	218	12	420	294	127.8%	126	0
MUSKINGUM	130	720	79	929	794	99.4%	135	1
NOBLE	24	46	12	82	70	120.7%	12	4
OTTAWA	53	426	76	555	484	96.4%	71	2
PAULDING	25	123	33	181	152	97.4%	29	0
PERRY	66	132	68	266	201	100.5%	65	6
PICKAWAY	63	398	54	515	402	88.9%	113	8
PIKE	42	102	12	156	129	113.2%	27	3
PORTAGE	99	749	74	922	820	99.6%	102	0
PREBLE	77	655	90	822	752	100.9%	70	1
PUTNAM	22	302	51	375	346	98.0%	29	0
RICHLAND	180	1,475	474	2,129	1,889	96.9%	240	4
ROSS	182	662	11	855	664	98.7%	191	29
SANDUSKY	187	530	10	727	637	118.0%	90	2
SCIOTO	117	378	79	574	442	96.7%	132	49
SENECA	210	872	91	1,173	1,059	110.0%	114	4
SHELBY	69	484	188	741	672	100.0%	69	1
STARK	281	2,555	419	3,255	2,814	94.6%	441	0
SUMMIT	509	4,520	86	5,115	4,479	97.2%	636	18
TRUMBULL	229	1,427	333	1,989	1,812	103.0%	177	4
TUSCARAWAS	105	724	25	854	841	112.3%	13	0
UNION	56	284	28	368	299	95.8%	69	0
VAN WERT	42	221	52	315	293	107.3%	22	0
VINTON	31	114	19	164	145	109.0%	19	0
WARREN	124	1,207	471	1,802	1,646	98.1%	156	4
WASHINGTON	48	432	1	481	434	100.2%	47	1
WAYNE	132	671	16	819	617	89.8%	202	3
WILLIAMS	103	619	74	796	719	103.8%	77	0
WOOD	247	1,426	85	1,758	1,425	94.3%	333	1
WYANDOT	23	160	53	236	216	101.4%	20	0
STATEWIDE	21,912	96,791	24,372	143,075	121,351	100.2%	21,724	3,186

COURTS OF COMMON PLEAS - JUVENILE DIVISION

DELINQUENCY TERMINATIONS

2002

COUNTY	***TRIAL BY***		DISMISSAL BY PARTY, JUDGE, OR PROSE-		**ADMISSION TO**		CERTIFICATION OR WAIVER GRANTED	UNAVAIL- ABILITY OF PARTY	TRANS- FERRED OUT	INTERLOCU- TORY APPEAL OR ORDER	OTHER TERMIN- ATIONS	TOTAL TERMIN- ATIONS
	JUDGE	MAGISTRATE	CUTOR	JUDGE	MAGISTRATE							
ADAMS	42	1	41	6	8	0	0	6	0	3	107	
ALLEN	92	37	113	65	413	2	24	61	0	106	913	
ASHLAND	26	7	20	225	144	1	2	36	0	19	480	
ASHTABULA	3	15	163	46	441	0	0	21	0	0	689	
ATHENS	1	1	71	37	269	4	7	64	0	20	474	
AUGLAIZE	6	0	28	164	0	1	3	50	0	10	262	
BELMONT	13	0	179	434	0	0	0	33	0	4	663	
BROWN	216	0	75	1	0	0	3	43	0	0	338	
BUTLER	42	932	430	0	1,419	0	0	98	0	9	2,930	
CARROLL	2	0	27	97	0	0	1	21	0	10	158	
CHAMPAIGN	0	0	76	289	2	0	4	82	0	9	462	
CLARK	25	188	241	325	749	23	334	224	0	2	2,111	
CLERMONT	3	10	161	465	675	0	4	47	0	91	1,456	
CLINTON	47	11	51	175	193	0	9	57	0	1	544	
COLUMBIANA	5	6	36	0	307	0	0	7	0	23	384	
COSHOCTON	51	0	37	198	5	0	9	24	0	3	327	
CRAWFORD	1	0	59	126	195	0	0	42	0	3	426	
CUYAHOGA	274	183	3,257	2,884	5,503	50	4,153	554	38	1,437	18,333	
DARKE	5	0	29	404	0	0	0	29	0	0	467	
DEFIANCE	0	0	32	415	2	0	0	53	0	27	529	
DELAWARE	21	59	104	48	234	0	1	34	0	8	509	
ERIE	6	29	124	66	767	0	140	169	0	595	1,896	
FAIRFIELD	0	0	35	59	424	0	5	84	0	21	628	
FAYETTE	85	0	55	231	4	0	0	24	0	10	409	
FRANKLIN	1	181	2,699	44	3,627	21	1,020	353	0	86	8,032	
FULTON	5	0	84	225	0	0	4	41	0	5	364	
GALLIA	5	0	84	171	0	0	0	19	0	15	294	
GEAUGA	3	1	26	292	30	0	1	20	0	2	375	
GREENE	63	188	19	56	397	1	0	208	0	6	938	
GUERNSEY	7	1	31	148	143	0	5	62	0	76	473	
HAMILTON	352	5,222	1,544	207	7,975	73	5,976	24	0	87	21,460	
HANCOCK	16	0	130	500	212	3	3	106	0	0	970	
HARDIN	1	0	25	207	0	0	0	36	0	2	271	
HARRISON	21	0	16	68	1	0	5	13	0	1	125	
HENRY	0	0	39	87	207	1	0	39	0	0	373	
HIGHLAND	144	0	39	135	0	0	0	22	0	5	345	
HOCKING	7	3	94	367	90	0	7	23	0	0	591	
HOLMES	1	0	15	103	0	1	0	17	0	7	144	
HURON	3	2	112	126	253	2	5	58	0	15	576	
JACKSON	0	0	137	266	29	0	0	25	0	19	476	
JEFFERSON	94	2	104	99	0	2	1	1	0	93	396	
KNOX	9	7	82	151	136	1	0	18	0	21	425	
LAKE	6	38	156	125	1,031	2	171	10	0	45	1,584	
LAWRENCE	10	0	104	208	8	0	0	7	0	13	350	
LICKING	2	23	74	57	786	0	0	68	0	93	1,103	
LOGAN	58	0	26	108	212	0	1	77	0	7	489	
LORAIN	35	65	257	297	1,547	23	138	84	0	20	2,466	
LUCAS	8	1,263	544	73	3,347	33	1,247	13	0	50	6,578	

COURTS OF COMMON PLEAS - JUVENILE DIVISION

DELINQUENCY TERMINATIONS (continued)

2002

COUNTY	***TRIAL BY***		DISMISSAL BY PARTY, JUDGE, OR PROSECUTOR		**ADMISSION TO**		CERTIFICATION OR WAIVER GRANTED	UNAVAILABILITY OF PARTY	TRANSFERRED OUT	INTERLOCUTORY APPEAL OR ORDER	OTHER TERMINATIONS	TOTAL TERMINATIONS
	JUDGE	MAGISTRATE			JUDGE	MAGISTRATE						
MADISON	7	0	13	36	80	0	0	17	0	1	154	
MAHONING	19	329	299	26	638	6	135	18	0	20	1,490	
MARION	2	2	123	41	1,702	2	0	35	0	11	1,918	
MEDINA	9	203	82	9	771	0	9	47	0	10	1,140	
MEIGS	0	0	0	343	0	0	0	0	0	0	343	
MERCER	5	0	65	259	0	0	8	22	0	55	414	
MIAMI	14	6	107	652	880	6	0	205	0	43	1,913	
MONROE	2	0	10	73	0	0	0	0	0	0	85	
MONTGOMERY	25	58	833	124	2,212	8	134	102	1	47	3,544	
MORGAN	22	0	8	66	0	0	1	9	0	4	110	
MORROW	44	114	1	44	90	0	0	1	0	0	294	
MUSKINGUM	10	198	102	3	387	0	40	54	0	0	794	
NOBLE	15	0	18	32	0	0	0	5	0	0	70	
OTTAWA	10	0	53	339	5	0	2	60	0	15	484	
PAULDING	3	0	14	112	0	0	0	23	0	0	152	
PERRY	4	0	17	144	0	0	0	30	0	6	201	
PICKAWAY	6	0	79	245	0	0	5	58	0	9	402	
PIKE	0	0	34	88	0	0	0	7	0	0	129	
PORTAGE	29	26	227	50	327	0	35	97	0	29	820	
PREBLE	19	0	106	182	346	0	51	23	0	25	752	
PUTNAM	24	0	27	254	0	0	2	18	0	21	346	
RICHLAND	8	30	90	109	1,452	0	30	135	0	35	1,889	
ROSS	0	11	210	165	212	1	7	37	0	21	664	
SANDUSKY	0	0	45	156	362	0	3	56	0	15	637	
SCIOTO	0	0	83	88	265	0	0	5	0	1	442	
SENECA	4	2	122	301	472	1	3	69	0	85	1,059	
SHELBY	1	1	96	328	139	9	1	84	0	13	672	
STARK	5	16	453	267	1,779	5	271	13	0	5	2,814	
SUMMIT	8	99	671	61	3,283	38	185	40	0	94	4,479	
TRUMBULL	3	0	158	37	1,312	1	272	29	0	0	1,812	
TUSCARAWAS	0	0	75	725	0	0	0	41	0	0	841	
UNION	0	2	52	1	202	0	1	39	0	2	299	
VAN WERT	16	0	41	181	0	0	0	39	0	16	293	
VINTON	101	1	14	0	0	0	1	12	0	16	145	
WARREN	19	79	48	65	929	1	0	356	0	149	1,646	
WASHINGTON	1	6	44	50	319	0	8	6	0	0	434	
WAYNE	2	142	38	10	331	0	4	75	0	15	617	
WILLIAMS	5	0	56	447	141	3	0	59	0	8	719	
WOOD	5	0	271	475	556	0	0	118	0	0	1,425	
WYANDOT	7	0	10	154	10	0	0	34	0	1	216	
STATEWIDE	2,271	9,800	16,680	17,622	50,987	325	14,491	5,285	39	3,851	121,351	

COURTS OF COMMON PLEAS - JUVENILE DIVISION
UNRULY OVERALL CASELOADS
2002

<i>COUNTY</i>	<i>CASES PENDING JANUARY 1</i>	<i>NEW FILINGS</i>	<i>REACTIVATIONS AND TRANSFERS</i>	<i>TOTAL CASES</i>	<i>TOTAL TERMIN- ATIONS</i>	<i>CLEARANCE RATE</i>	<i>CASES PENDING DECEMBER 31</i>	<i>CASES PENDING BEYOND TIME GUIDELINES</i>
ADAMS	6	23	0	29	28	121.7%	1	0
ALLEN	27	161	23	211	191	103.8%	20	3
ASHLAND	27	96	7	130	113	109.7%	17	0
ASHTABULA	966	687	0	1,653	621	90.4%	1,032	897
ATHENS	26	120	2	148	129	105.7%	19	1
AUGLAIZE	12	69	6	87	77	102.7%	10	3
BELMONT	20	166	0	186	167	100.6%	19	6
BROWN	49	121	3	173	163	131.5%	10	1
BUTLER	68	998	0	1,066	978	98.0%	88	23
CARROLL	9	29	0	38	34	117.2%	4	0
CHAMPAIGN	0	39	6	45	43	95.6%	2	0
CLARK	66	298	16	380	343	109.2%	37	1
CLERMONT	18	88	5	111	97	104.3%	14	0
CLINTON	12	130	25	167	157	101.3%	10	2
COLUMBIANA	16	45	34	95	92	116.5%	3	0
COSHOCTON	4	49	4	57	54	101.9%	3	0
CRAWFORD	54	260	8	322	287	107.1%	35	1
CUYAHOGA	543	821	1,116	2,480	2,198	113.5%	282	84
DARKE	4	101	0	105	102	101.0%	3	0
DEFIANCE	18	174	13	205	194	103.7%	11	0
DELAWARE	292	86	4	382	85	94.4%	297	0
ERIE	116	658	213	987	936	107.5%	51	2
FAIRFIELD	14	74	8	96	93	113.4%	3	1
FAYETTE	19	198	7	224	193	94.1%	31	1
FRANKLIN	180	797	473	1,450	1,287	101.3%	163	38
FULTON	6	50	8	64	59	101.7%	5	0
GALLIA	31	212	1	244	211	99.1%	33	8
GEAUGA	4	58	0	62	62	106.9%	0	0
GREENE	7	130	0	137	131	100.8%	6	0
GUERNSEY	16	90	45	151	131	97.0%	20	0
HAMILTON	133	1,362	893	2,388	2,290	101.6%	98	5
HANCOCK	91	281	9	381	359	123.8%	22	0
HARDIN	6	71	14	91	85	100.0%	6	0
HARRISON	6	27	9	42	38	105.6%	4	0
HENRY	4	25	0	29	26	104.0%	3	2
HIGHLAND	19	144	4	167	154	104.1%	13	0
HOCKING	33	258	59	350	304	95.9%	46	4
HOLMES	7	57	0	64	47	82.5%	17	4
HURON	29	162	6	197	170	101.2%	27	1
JACKSON	53	235	0	288	162	68.9%	126	74
JEFFERSON	37	205	2	244	209	101.0%	35	16
KNOX	27	113	22	162	153	113.3%	9	0
LAKE	76	439	75	590	520	101.2%	70	6
LAWRENCE	32	232	0	264	230	99.1%	34	1
LICKING	22	185	34	241	227	103.7%	14	0
LOGAN	32	241	4	277	242	98.8%	35	4
LORAIN	13	193	5	211	184	92.9%	27	0
LUCAS	22	503	250	775	706	93.8%	69	26

COURTS OF COMMON PLEAS - JUVENILE DIVISION

UNRULY OVERALL CASELOADS (continued)

2002

<u>COUNTY</u>	<u>CASES PENDING JANUARY 1</u>	<u>NEW FILINGS</u>	<u>REACTIVATIONS AND TRANSFERS</u>	<u>TOTAL CASES</u>	<u>TOTAL TERMIN- ATIONS</u>	<u>CLEARANCE RATE</u>	<u>CASES PENDING DECEMBER 31</u>	<u>CASES PENDING BEYOND TIME GUIDELINES</u>
MADISON	1	73	2	76	74	98.7%	2	0
MAHONING	132	470	31	633	548	109.4%	85	20
MARION	9	111	0	120	114	102.7%	6	1
MEDINA	33	270	3	306	264	96.7%	42	2
MEIGS	5	114	0	119	110	96.5%	9	0
MERCER	10	91	22	123	120	106.2%	3	0
MIAMI	53	442	21	516	482	104.1%	34	7
MONROE	0	32	0	32	28	87.5%	4	0
MONTGOMERY	196	924	76	1,196	799	79.9%	397	269
MORGAN	16	38	0	54	45	118.4%	9	0
MORROW	46	98	5	149	131	127.2%	18	0
MUSKINGUM	39	227	19	285	247	100.4%	38	0
NOBLE	3	16	0	19	13	81.3%	6	1
OTTAWA	3	41	2	46	36	83.7%	10	0
PAULDING	3	37	3	43	38	95.0%	5	0
PERRY	20	37	8	65	39	86.7%	26	0
PICKAWAY	15	103	4	122	99	92.5%	23	8
PIKE	6	60	0	66	60	100.0%	6	0
PORTAGE	4	35	5	44	37	92.5%	7	0
PREBLE	11	67	2	80	77	111.6%	3	1
PUTNAM	2	26	0	28	28	107.7%	0	0
RICHLAND	25	345	51	421	383	96.7%	38	2
ROSS	44	264	1	309	259	97.7%	50	12
SANDUSKY	12	78	0	90	83	106.4%	7	1
SCIOTO	157	46	2	205	41	85.4%	164	14
SENECA	44	232	14	290	275	111.8%	15	1
SHELBY	10	64	5	79	69	100.0%	10	5
STARK	28	316	15	359	318	96.1%	41	1
SUMMIT	349	1,173	6	1,528	1,421	120.5%	107	4
TRUMBULL	33	346	89	468	432	99.3%	36	0
TUSCARAWAS	2	108	1	111	111	101.8%	0	0
UNION	13	93	9	115	107	104.9%	8	0
VAN WERT	3	55	14	72	71	102.9%	1	0
VINTON	0	19	0	19	18	94.7%	1	0
WARREN	22	114	14	150	135	105.5%	15	0
WASHINGTON	10	98	0	108	96	98.0%	12	0
WAYNE	21	154	0	175	129	83.8%	46	5
WILLIAMS	3	45	8	56	47	88.7%	9	1
WOOD	64	213	8	285	242	109.5%	43	3
WYANDOT	11	153	12	176	171	103.6%	5	0
STATEWIDE	4,730	18,789	3,865	27,384	23,159	102.2%	4,225	1,573

COURTS OF COMMON PLEAS - JUVENILE DIVISION

UNRULY TERMINATIONS

2002

<i>COUNTY</i>	<i>***TRIAL BY***</i>		<i>DISMISSAL BY</i>		<i>**ADMISSION TO**</i>		<i>UNAVAIL- ABILITY OF PARTY</i>	<i>TRANS- FERRED OUT</i>	<i>INTERLOCU- TORY APPEAL OR ORDER</i>	<i>OTHER TERMIN- ATIONS</i>	<i>TOTAL TERMIN- ATIONS</i>
	<i>JUDGE</i>	<i>MAGISTRATE</i>	<i>PARTY, JUDGE, OR PROSECUTOR</i>	<i>JUDGE</i>	<i>MAGISTRATE</i>	<i>JUDGE</i>					
ADAMS	0	0	8	1	17	0	1	0	1	28	
ALLEN	2	2	36	3	109	13	13	0	13	191	
ASHLAND	1	0	10	58	38	0	2	0	4	113	
ASHTABULA	1	9	184	19	405	0	2	0	1	621	
ATHENS	0	0	32	1	82	0	5	0	9	129	
AUGLAIZE	1	0	5	63	0	0	3	0	5	77	
BELMONT	2	0	27	138	0	0	0	0	0	167	
BROWN	114	0	26	12	1	1	8	0	1	163	
BUTLER	0	162	126	0	681	0	9	0	0	978	
CARROLL	0	0	2	21	0	1	3	0	7	34	
CHAMPAIGN	0	0	6	37	0	0	0	0	0	43	
CLARK	1	6	52	34	176	53	21	0	0	343	
CLERMONT	0	3	15	18	34	0	0	0	27	97	
CLINTON	6	12	20	46	65	0	5	0	3	157	
COLUMBIANA	1	1	11	9	62	0	0	0	8	92	
COSHOCTON	1	0	5	29	0	2	1	0	16	54	
CRAWFORD	0	0	22	37	210	0	18	0	0	287	
CUYAHOGA	1	7	315	113	827	784	18	0	133	2,198	
DARKE	0	0	5	94	0	0	3	0	0	102	
DEFIANCE	0	0	16	133	1	0	14	0	30	194	
DELAWARE	0	7	25	6	46	0	0	0	1	85	
ERIE	0	3	61	34	363	84	41	0	350	936	
FAIRFIELD	0	0	10	8	56	12	1	0	6	93	
FAYETTE	17	0	36	127	5	0	7	0	1	193	
FRANKLIN	0	14	640	2	331	198	69	1	32	1,287	
FULTON	0	2	18	33	0	2	1	0	3	59	
GALLIA	1	0	73	118	0	0	11	0	8	211	
GEAUGA	0	0	8	47	5	0	0	0	2	62	
GREENE	0	6	3	13	65	0	0	0	44	131	
GUERNSEY	1	2	7	38	53	1	5	0	24	131	
HAMILTON	5	135	500	1	795	846	1	0	7	2,290	
HANCOCK	0	0	63	55	159	5	30	0	47	359	
HARDIN	0	0	9	70	0	0	6	0	0	85	
HARRISON	5	0	3	27	0	0	3	0	0	38	
HENRY	0	0	1	0	21	0	0	0	4	26	
HIGHLAND	36	0	52	54	0	6	1	0	5	154	
HOCKING	3	2	59	162	75	1	2	0	0	304	
HOLMES	0	0	7	36	0	0	0	0	4	47	
HURON	0	0	33	29	96	4	7	0	1	170	
JACKSON	0	0	77	68	8	0	3	0	6	162	
JEFFERSON	3	0	57	140	0	0	0	0	9	209	
KNOX	0	1	30	39	80	0	0	0	3	153	
LAKE	1	4	70	55	323	60	1	0	6	520	
LAWRENCE	1	0	94	78	0	0	1	0	56	230	
LICKING	0	0	9	154	39	0	0	0	25	227	
LOGAN	2	0	16	25	189	0	8	0	2	242	
LORAIN	0	0	10	0	171	3	0	0	0	184	
LUCAS	2	138	221	6	49	289	0	0	1	706	

COURTS OF COMMON PLEAS - JUVENILE DIVISION

UNRULY TERMINATIONS (continued)

2002

<i>COUNTY</i>	<i>***TRIAL BY***</i>		<i>DISMISSAL BY</i>		<i>**ADMISSION TO**</i>		<i>UNAVAIL- ABILITY OF PARTY</i>	<i>TRANS- FERRED OUT</i>	<i>INTERLOCU- TORY APPEAL OR ORDER</i>	<i>OTHER TERMIN- ATIONS</i>	<i>TOTAL TERMIN- ATIONS</i>
	<i>JUDGE</i>	<i>MAGISTRATE</i>	<i>PARTY, JUDGE, OR PROSECUTOR</i>	<i>JUDGE</i>	<i>MAGISTRATE</i>						
MADISON	1	0	11	11	45	0	6	0	0	74	
MAHONING	1	93	72	2	352	24	0	0	4	548	
MARION	0	0	12	0	99	0	1	0	2	114	
MEDINA	2	27	41	0	191	2	1	0	0	264	
MEIGS	0	0	0	108	0	0	0	0	2	110	
MERCER	2	0	17	87	0	0	4	0	10	120	
MIAMI	0	2	27	90	295	0	68	0	0	482	
MONROE	1	0	4	18	0	0	1	0	4	28	
MONTGOMERY	1	4	223	45	452	62	4	0	8	799	
MORGAN	4	0	9	29	0	0	3	0	0	45	
MORROW	16	72	0	7	33	0	3	0	0	131	
MUSKINGUM	1	19	48	0	156	14	8	0	1	247	
NOBLE	1	0	7	5	0	0	0	0	0	13	
OTTAWA	1	0	1	27	0	0	1	0	6	36	
PAULDING	0	0	2	35	0	0	1	0	0	38	
PERRY	0	0	2	37	0	0	0	0	0	39	
PICKAWAY	1	0	24	65	0	4	2	0	3	99	
PIKE	0	0	10	50	0	0	0	0	0	60	
PORTAGE	0	0	23	0	8	1	3	0	2	37	
PREBLE	1	1	13	49	7	2	0	0	4	77	
PUTNAM	1	0	0	23	0	3	0	0	1	28	
RICHLAND	0	1	16	23	327	4	12	0	0	383	
ROSS	0	3	101	68	74	0	8	0	5	259	
SANDUSKY	0	0	6	13	63	0	1	0	0	83	
SCIOTO	0	0	17	1	23	0	0	0	0	41	
SENECA	0	1	30	41	169	0	9	0	25	275	
SHELBY	0	0	14	24	28	0	3	0	0	69	
STARK	0	0	70	21	217	7	2	0	1	318	
SUMMIT	0	91	574	2	673	51	11	0	19	1,421	
TRUMBULL	0	0	54	0	287	89	2	0	0	432	
TUSCARAWAS	0	0	15	96	0	0	0	0	0	111	
UNION	0	2	25	1	70	1	4	0	4	107	
VAN WERT	1	0	7	50	0	0	10	0	3	71	
VINTON	14	0	4	0	0	0	0	0	0	18	
WARREN	1	1	6	3	63	0	9	0	52	135	
WASHINGTON	0	0	16	3	75	2	0	0	0	96	
WAYNE	0	20	9	0	89	2	7	0	2	129	
WILLIAMS	1	0	5	35	3	0	3	0	0	47	
WOOD	0	0	44	94	100	0	4	0	0	242	
WYANDOT	2	0	6	117	21	0	25	0	0	171	
STATEWIDE	261	853	4,680	3,571	9,557	2,633	540	1	1,063	23,159	

COURTS OF COMMON PLEAS - JUVENILE DIVISION**DEPENDENCY, NEGLECT or ABUSE OVERALL CASELOADS****2002**

<i>COUNTY</i>	<i>CASES PENDING JANUARY 1</i>	<i>NEW FILINGS</i>	<i>REACTIVATIONS AND TRANSFERS</i>	<i>TOTAL CASES</i>	<i>TOTAL TERMIN- ATIONS</i>	<i>CLEARANCE RATE</i>	<i>CASES PENDING DECEMBER 31</i>	<i>CASES PENDING BEYOND TIME GUIDELINES</i>
ADAMS	17	67	4	88	56	78.9%	32	1
ALLEN	97	173	271	541	396	89.2%	145	26
ASHLAND	41	43	17	101	71	118.3%	30	4
ASHTABULA	313	110	0	423	29	26.4%	394	363
ATHENS	21	72	9	102	91	112.3%	11	0
AUGLAIZE	4	30	3	37	31	93.9%	6	0
BELMONT	5	58	0	63	53	91.4%	10	1
BROWN	5	81	0	86	72	88.9%	14	2
BUTLER	233	692	0	925	625	90.3%	300	171
CARROLL	4	32	4	40	35	97.2%	5	1
CHAMPAIGN	2	50	7	59	46	80.7%	13	4
CLARK	80	118	308	506	376	88.3%	130	61
CLERMONT	32	142	16	190	141	89.2%	49	0
CLINTON	15	40	13	68	46	86.8%	22	0
COLUMBIANA	25	123	86	234	184	88.0%	50	0
COSHOCTON	8	43	8	59	50	98.0%	9	0
CRAWFORD	27	64	2	93	89	134.8%	4	3
CUYAHOGA	5,229	3,696	13,241	22,166	19,974	117.9%	2,192	829
DARKE	27	19	0	46	42	221.1%	4	0
DEFIANCE	4	23	0	27	24	104.3%	3	2
DELAWARE	209	150	0	359	131	87.3%	228	6
ERIE	38	113	13	164	134	106.3%	30	2
FAIRFIELD	66	165	160	391	339	104.3%	52	2
FAYETTE	8	24	4	36	36	128.6%	0	0
FRANKLIN	941	3,347	1,217	5,505	4,660	102.1%	845	185
FULTON	6	22	17	45	34	87.2%	11	0
GALLIA	30	42	3	75	63	140.0%	12	4
GEAUGA	3	33	0	36	29	87.9%	7	0
GREENE	31	130	0	161	121	93.1%	40	7
GUERNSEY	30	44	57	131	116	114.9%	15	3
HAMILTON	14	335	295	644	352	55.9%	292	0
HANCOCK	5	50	2	57	57	109.6%	0	0
HARDIN	22	28	3	53	15	48.4%	38	0
HARRISON	7	14	4	25	24	133.3%	1	0
HENRY	23	8	8	39	21	131.3%	18	13
HIGHLAND	19	55	4	78	61	103.4%	17	0
HOCKING	31	103	14	148	121	103.4%	27	4
HOLMES	3	26	1	30	15	55.6%	15	9
HURON	37	111	5	153	143	123.3%	10	0
JACKSON	9	33	1	43	31	91.2%	12	5
JEFFERSON	61	99	110	270	223	106.7%	47	23
KNOX	24	42	8	74	59	118.0%	15	0
LAKE	31	211	32	274	236	97.1%	38	0
LAWRENCE	25	80	1	106	101	124.7%	5	0
LICKING	57	229	312	598	551	101.8%	47	0
LOGAN	29	92	93	214	184	99.5%	30	2
LORAIN	38	203	19	260	225	101.4%	35	1
LUCAS	92	474	25	591	520	104.2%	71	4

COURTS OF COMMON PLEAS - JUVENILE DIVISION
DEPENDENCY, NEGLECT or ABUSE OVERALL CASELOADS (continued)
2002

<i>COUNTY</i>	<i>CASES PENDING JANUARY 1</i>	<i>NEW FILINGS</i>	<i>REACTIVATIONS AND TRANSFERS</i>	<i>TOTAL CASES</i>	<i>TOTAL TERMIN- ATIONS</i>	<i>CLEARANCE RATE</i>	<i>CASES PENDING DECEMBER 31</i>	<i>CASES PENDING BEYOND TIME GUIDELINES</i>
MADISON	0	17	4	21	17	81.0%	4	0
MAHONING	100	258	59	417	347	109.5%	70	43
MARION	79	343	4	426	300	86.5%	126	54
MEDINA	22	35	2	59	54	145.9%	5	1
MEIGS	0	0	0	0	0	-	0	0
MERCER	6	38	85	129	120	97.6%	9	3
MIAMI	89	60	19	168	84	106.3%	84	0
MONROE	0	16	2	18	18	100.0%	0	0
MONTGOMERY	261	1,025	14	1,300	783	75.4%	517	290
MORGAN	3	18	0	21	12	66.7%	9	0
MORROW	0	22	9	31	30	96.8%	1	0
MUSKINGUM	31	143	2	176	149	102.8%	27	7
NOBLE	5	12	3	20	14	93.3%	6	2
OTTAWA	1	9	3	13	9	75.0%	4	1
PAULDING	3	11	1	15	11	91.7%	4	0
PERRY	19	56	22	97	74	94.9%	23	11
PICKAWAY	16	82	33	131	108	93.9%	23	5
PIKE	2	21	1	24	21	95.5%	3	0
PORTAGE	31	164	0	195	166	101.2%	29	0
PREBLE	10	55	5	70	45	75.0%	25	8
PUTNAM	1	8	3	12	10	90.9%	2	0
RICHLAND	53	195	5	253	211	105.5%	42	3
ROSS	66	125	0	191	128	102.4%	63	43
SANDUSKY	47	114	17	178	128	97.7%	50	0
SCIOTO	87	92	11	190	75	72.8%	115	60
SENECA	36	71	0	107	82	115.5%	25	0
SHELBY	13	28	1	42	42	144.8%	0	0
STARK	103	365	602	1,070	960	99.3%	110	1
SUMMIT	202	1,015	49	1,266	1,006	94.5%	260	33
TRUMBULL	45	350	48	443	405	101.8%	38	9
TUSCARAWAS	2	54	5	61	56	94.9%	5	0
UNION	23	83	12	118	94	98.9%	24	8
VAN WERT	8	11	9	28	26	130.0%	2	0
VINTON	0	48	7	55	45	81.8%	10	0
WARREN	13	86	11	110	100	103.1%	10	0
WASHINGTON	8	13	0	21	14	107.7%	7	3
WAYNE	50	271	7	328	272	97.8%	56	2
WILLIAMS	7	58	0	65	53	91.4%	12	1
WOOD	42	142	129	313	268	98.9%	45	3
WYANDOT	10	9	0	19	15	166.7%	4	0
STATEWIDE	9,572	17,462	17,581	44,615	37,385	106.7%	7,230	2,329

COURTS OF COMMON PLEAS - JUVENILE DIVISION

DEPENDENCY, NEGLECT or ABUSE TERMINATIONS

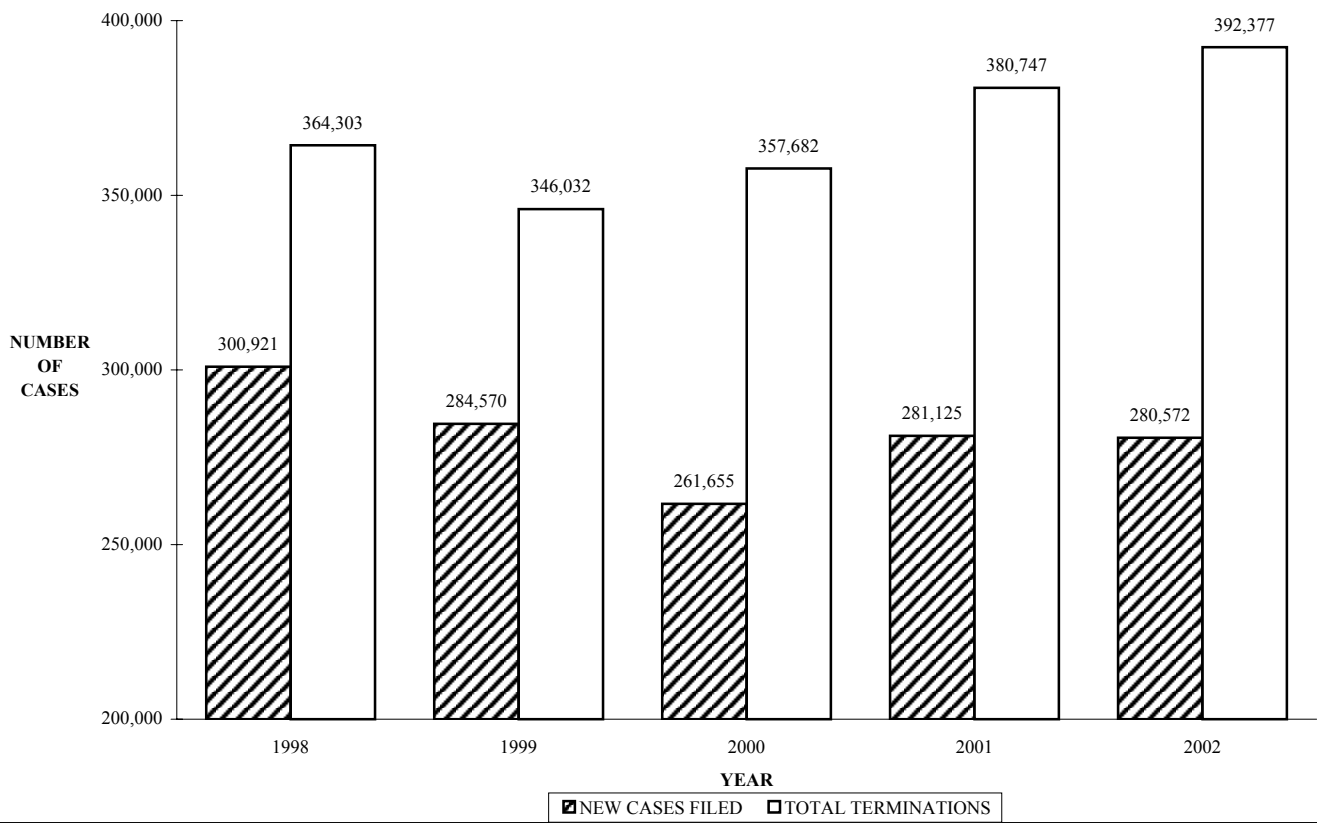
2002

COUNTY	***TRIAL BY***		DISMISSAL BY	**ADMISSION TO**		UNAVAIL- ABILITY OF PARTY	TRANS- FERRED OUT	INTERLOCU- TORY APPEAL OR ORDER	OTHER TERMIN- ATIONS	TOTAL TERMIN- ATIONS
	JUDGE	MAGISTRATE	PARTY, JUDGE, OR PROSECUTOR	JUDGE	MAGISTRATE					
ADAMS	6	20	21	3	4	0	1	0	1	56
ALLEN	4	341	32	0	0	0	0	0	19	396
ASHLAND	7	13	9	11	14	0	0	0	17	71
ASHTABULA	0	0	1	1	0	0	1	0	26	29
ATHENS	63	0	7	20	0	0	0	0	1	91
AUGLAIZE	0	0	0	24	0	0	3	0	4	31
BELMONT	1	19	6	0	27	0	0	0	0	53
BROWN	54	0	7	1	0	9	1	0	0	72
BUTLER	15	382	70	3	151	0	4	0	0	625
CARROLL	16	0	10	9	0	0	0	0	0	35
CHAMPAIGN	0	0	13	0	0	0	0	0	33	46
CLARK	100	1	88	161	10	1	12	0	3	376
CLERMONT	1	23	21	4	88	1	2	0	1	141
CLINTON	26	1	14	2	0	0	1	0	2	46
COLUMBIANA	7	26	22	0	112	0	1	0	16	184
COSHOCTON	5	0	4	34	0	1	0	0	6	50
CRAWFORD	15	0	19	55	0	0	0	0	0	89
CUYAHOGA	561	250	2,327	702	4,608	27	148	100	11,251	19,974
DARKE	0	0	2	38	2	0	0	0	0	42
DEFIANCE	0	0	0	24	0	0	0	0	0	24
DELAWARE	58	32	20	17	3	0	0	0	1	131
ERIE	0	1	21	1	80	16	0	0	15	134
FAIRFIELD	250	5	47	0	0	0	1	0	36	339
FAYETTE	25	0	6	0	0	0	2	0	3	36
FRANKLIN	6	79	1,758	59	2,429	19	77	0	233	4,660
FULTON	0	3	6	13	0	2	0	0	10	34
GALLIA	29	0	12	0	0	0	0	0	22	63
GEAUGA	0	0	2	23	0	0	0	0	4	29
GREENE	23	61	11	0	0	0	2	0	24	121
GUERNSEY	60	0	2	0	0	0	0	0	54	116
HAMILTON	0	298	54	0	0	0	0	0	0	352
HANCOCK	11	0	3	43	0	0	0	0	0	57
HARDIN	0	0	2	12	0	0	1	0	0	15
HARRISON	11	1	5	7	0	0	0	0	0	24
HENRY	0	0	3	5	10	0	0	0	3	21
HIGHLAND	44	0	9	0	0	0	1	0	7	61
HOCKING	6	7	13	37	54	2	1	0	1	121
HOLMES	4	0	0	3	0	0	1	0	7	15
HURON	8	6	61	34	32	0	0	0	2	143
JACKSON	0	0	9	19	0	0	0	0	3	31
JEFFERSON	4	16	18	5	177	0	0	0	3	223
KNOX	4	0	18	24	4	0	0	0	9	59
LAKE	22	10	45	10	31	34	0	0	84	236
LAWRENCE	6	0	14	72	3	0	1	0	5	101
LICKING	3	2	21	6	165	0	0	0	354	551
LOGAN	0	0	14	62	5	0	6	0	97	184
LORAIN	1	1	2	26	172	5	13	0	5	225
LUCAS	1	454	34	0	6	2	0	0	23	520

COURTS OF COMMON PLEAS - JUVENILE DIVISION
DEPENDENCY, NEGLECT or ABUSE TERMINATIONS (continued)
2002

<i>COUNTY</i>	<i>***TRIAL BY***</i>		<i>DISMISSAL BY</i>		<i>**ADMISSION TO**</i>		<i>UNAVAIL- ABILITY OF PARTY</i>	<i>TRANS- FERRED OUT</i>	<i>INTERLOCU- TORY APPEAL OR ORDER</i>	<i>OTHER TERMIN- ATIONS</i>	<i>TOTAL TERMIN- ATIONS</i>
	<i>JUDGE</i>	<i>MAGISTRATE</i>	<i>PARTY, JUDGE, OR PROSECUTOR</i>	<i>JUDGE</i>	<i>MAGISTRATE</i>	<i>JUDGE</i>					
MADISON	0	0	6	11	0	0	0	0	0	0	17
MAHONING	6	89	32	0	190	1	1	0	28	347	
MARION	2	0	161	7	130	0	0	0	0	300	
MEDINA	12	1	17	10	10	0	3	0	1	54	
MEIGS	0	0	0	0	0	0	0	0	0	0	
MERCER	0	0	36	32	0	0	0	0	52	120	
MIAMI	2	22	5	0	38	0	1	0	16	84	
MONROE	0	0	2	16	0	0	0	0	0	18	
MONTGOMERY	3	421	165	3	161	0	9	0	21	783	
MORGAN	11	0	0	1	0	0	0	0	0	12	
MORROW	19	5	0	4	2	0	0	0	0	30	
MUSKINGUM	116	0	32	0	0	0	0	0	1	149	
NOBLE	3	0	11	0	0	0	0	0	0	14	
OTTAWA	1	0	0	8	0	0	0	0	0	9	
PAULDING	1	0	0	10	0	0	0	0	0	11	
PERRY	0	0	10	47	0	0	0	0	17	74	
PICKAWAY	0	0	15	67	0	5	2	0	19	108	
PIKE	0	0	1	18	0	0	2	0	0	21	
PORTAGE	2	1	20	0	142	0	1	0	0	166	
PREBLE	6	0	1	25	0	0	0	0	13	45	
PUTNAM	4	0	3	2	0	0	1	0	0	10	
RICHLAND	0	1	24	135	50	0	0	0	1	211	
ROSS	0	1	73	3	36	0	1	0	14	128	
SANDUSKY	0	3	14	30	78	0	0	0	3	128	
SCIOTO	0	0	11	59	1	0	3	0	1	75	
SENECA	3	2	22	34	13	0	4	0	4	82	
SHELBY	0	0	10	27	4	0	1	0	0	42	
STARK	56	561	56	12	243	0	4	0	28	960	
SUMMIT	20	855	59	9	32	0	2	0	29	1,006	
TRUMBULL	0	0	1	178	224	1	0	0	1	405	
TUSCARAWAS	0	0	2	0	54	0	0	0	0	56	
UNION	0	3	37	4	50	0	0	0	0	94	
VAN WERT	19	0	2	4	0	0	0	0	1	26	
VINTON	33	0	5	0	0	0	0	0	7	45	
WARREN	2	78	16	0	0	0	0	0	4	100	
WASHINGTON	1	0	5	8	0	0	0	0	0	14	
WAYNE	0	0	86	57	47	2	2	0	78	272	
WILLIAMS	0	0	4	49	0	0	0	0	0	53	
WOOD	2	8	43	112	98	0	5	0	0	268	
WYANDOT	2	0	2	11	0	0	0	0	0	15	
STATEWIDE	1,783	4,103	5,872	2,563	9,790	128	322	100	12,724	37,385	

**COURTS OF COMMON PLEAS - JUVENILE DIVISION
STATEWIDE NEW CASES FILED AND TOTAL TERMINATIONS COMPARISON
1998-2002**



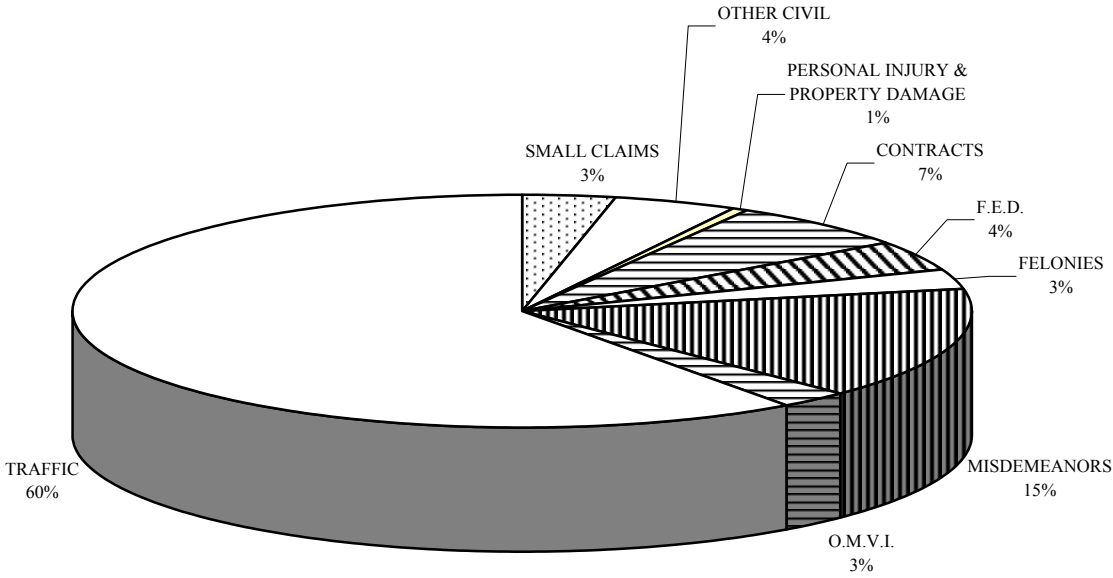
MUNICIPAL COURTS
COMPOSITE ADMINISTRATIVE JUDGE REPORT FOR THE ENTIRE STATE
2002

	<u>FELONIES</u>	<u>MISDE- MEANORS</u>	<u>O.M.V.L.</u>	<u>OTHER TRAFFIC</u>	<u>PERSONAL INJURY AND PROPERTY DAMAGE</u>	<u>CONTRACTS</u>	<u>F. E. D.</u>	<u>OTHER CIVIL</u>	<u>SMALL CLAIMS</u>	<u>TOTAL</u>
CASES PENDING BEGINNING OF YEAR	5,132	47,175	4,007	83,971	6,264	38,328	52,663	19,071	22,262	278,873
NEW CASES FILED	71,491	375,575	65,376	1,455,940	14,852	158,942	100,681	106,052	83,556	2,432,465
TRANSFERRED IN OR REACTIVATED	12,723	80,952	4,241	152,119	855	3,519	652	1,762	1,284	258,107
TOTAL CASES	89,346	503,702	73,624	1,692,030	21,971	200,789	153,996	126,885	107,102	2,969,445
CASES TERMINATED BY:										
HEARING BY JUDGE	8,756	91,185	12,236	137,253	7,353	93,778	19,675	6,058	14,982	391,276
HEARING BY MAGISTRATE	X	20,972	1,404	126,934	1,357	12,740	20,890	1,528	43,793	229,618
TRANSFER (INCLUDES INDIVIDUAL JUDGE ASSIGNMENT)	21,757	195,516	51,216	179,916	3,380	17,988	9,153	1,901	1,033	481,860
DISMISSAL: LACK OF SPEEDY TRIAL (CRIM.) OR WANT OF PROSECUTION (CIVIL)	119	447	60	290	470	5,678	20,508	412	4,402	32,386
OTHER DISMISSALS	37,192	32,061	809	33,003	1,626	16,735	17,191	3,670	17,025	159,312
VIOLATIONS BUREAU	X	31,875	X	952,006	X	X	X	X	X	983,881
UNAVAILABILITY OF ACCUSED	12,625	76,243	3,006	163,214	2	51	27	13	174	255,355
BANKRUPTCY STAY OR INTERLOCUTORY APPEAL	7	6	2	0	115	1,925	137	93	506	2,791
ALL OTHER TERMINATIONS	3,079	15,487	720	17,592	418	4,776	3,952	92,815	1,959	140,798
TOTAL TERMINATIONS	83,535	463,792	69,453	1,610,208	14,721	153,671	91,533	106,490	83,874	2,677,277
CASES PENDING END OF YEAR	5,811	39,910	4,171	81,822	7,250	47,118	62,463	20,395	23,228	292,168
TIME GUIDELINE (MONTHS)	1	6	6	6	24	12	12	12	6	X
CASES PENDING END OF YEAR BEYOND TIME GUIDELINE	470	1,529	51	2,228	34	1,957	20216	241	2,440	29,166

MUNICIPAL COURTS
COMPOSITE INDIVIDUAL JUDGE REPORT FORM FOR THE ENTIRE STATE
2002

	<u>MISDE- MEANORS</u>	<u>O.M.V.I.</u>	<u>OTHER TRAFFIC</u>	<u>PERSONAL INJURY AND PROPERTY DAMAGE</u>	<u>CONTRACTS</u>	<u>F. E. D.</u>	<u>OTHER CIVIL</u>	<u>TOTAL</u>
CASES PENDING BEGINNING OF YEAR	34,860	12,744	28,941	1,967	6,890	3,144	718	89,264
NEW CASES ASSIGNED	197,463	51,305	184,552	3,615	18,998	8,565	2,298	466,796
TRANSFERRED IN OR REACTIVATED	35,563	5,835	33,237	272	1,245	316	201	76,669
TOTAL CASES	267,886	69,884	246,730	5,854	27,133	12,025	3,217	632,729
CASES TERMINATED BY:								
JURY TRIAL	761	308	224	43	85	13	17	1,451
COURT TRIAL	8,040	903	11,261	327	2,050	3,311	707	26,599
DEFAULT	X	X	X	553	3,560	971	215	5,299
GUILTY OR NO CONTEST PLEA TO ORIGINAL CHARGE	79,074	35,482	81,179	X	X	X	X	195,735
GUILTY OR NO CONTEST PLEA TO REDUCED CHARGE	35,779	10,620	39,744	X	X	X	X	86,143
DISMISSAL:LACK OF SPEEDY TRIAL (CRIM.) OR WANT OF PROSECUTION (CIVIL)	1,984	65	806	102	414	983	30	4,384
OTHER DISMISSALS	61,903	2,717	43,240	1,661	7,441	2,634	545	120,141
TRANSFERRED OUT	3,161	692	2,684	140	505	95	155	7,432
REFERRED TO A PRIVATE JUDGE	X	X	X	2	24	4	12	42
UNAVAILABILITY OF ACCUSED	34,130	4,317	33,154	6	27	24	0	71,658
BANKRUPTCY STAY OR INTERLOCUTORY APPEAL	28	19	18	42	726	50	12	895
ALL OTHER TERMINATIONS	9,769	1,911	4,766	1,074	4,118	1,312	732	23,682
TOTAL TERMINATIONS	234,629	57,034	217,076	3,950	18,950	9,397	2,425	543,461
CASES PENDING END OF YEAR	33,257	12,850	29,654	1,904	8,183	2,628	792	89,268
TIME GUIDELINE (MONTHS)	6	6	6	24	12	12	12	X
CASES PENDING END OF YEAR BEYOND TIME GUIDELINE	566	1,669	462	70	456	59	195	3,477

MUNICIPAL COURTS
NEW CASES FILED COMPARISON
2002



**MUNICIPAL COURTS
OVERALL CASELOADS
2002**

COURT	NUMBER OF JUDGES	--- POPULATION ---		NEW FILINGS, TRANSFERS, & REACTIVATIONS			----- TERMINATIONS -----		
		TOTAL	PER JUDGE	TOTAL	PER JUDGE	PER 1,000 POPULATION	TOTAL	PER JUDGE	PER 1,000 POPULATION
AKRON	6	260,120	43,353	72,311	12,052	278	72,051	12,009	277
ALLIANCE	1	43,765	43,765	6,860	6,860	157	6,862	6,862	157
ASHLAND	1	52,523	52,523	15,440	15,440	294	15,513	15,513	295
ASHTABULA	1	35,371	35,371	10,712	10,712	303	11,227	11,227	317
ATHENS COUNTY	1	62,223	62,223	13,663	13,663	220	13,531	13,531	217
AUGLAIZE COUNTY	1	46,611	46,611	12,545	12,545	269	12,393	12,393	266
AVON LAKE	1	32,540	32,540	2,065	2,065	63	1,982	1,982	61
BARBERTON	2	102,636	51,318	19,064	9,532	186	18,812	9,406	183
BEDFORD	2	81,608	40,804	17,632	8,816	216	17,193	8,597	211
BELLEFONTAINE	1	46,005	46,005	17,558	17,558	382	17,459	17,459	380
BELLEVUE	1	12,174	12,174	2,993	2,993	246	2,979	2,979	245
BEREA	1	118,125	118,125	16,407	16,407	139	17,114	17,114	145
BOWLING GREEN	1	61,149	61,149	14,051	14,051	230	13,747	13,747	225
BRYAN	1	39,188	39,188	16,024	16,024	409	16,429	16,429	419
CAMBRIDGE	1	40,792	40,792	17,832	17,832	437	17,831	17,831	437
CAMPBELL	1	11,068	11,068	2,093	2,093	189	2,074	2,074	187
CANTON	4	204,232	51,058	34,432	8,608	169	34,544	8,636	169
CELINA	1	40,924	40,924	8,373	8,373	205	8,291	8,291	203
CHAMPAIGN COUNTY	1	38,890	38,890	5,687	5,687	146	5,734	5,734	147
CHARDON	1	90,895	90,895	14,662	14,662	161	14,636	14,636	161
CHILLICOTHE	2	73,345	36,673	24,606	12,303	335	24,267	12,134	331
CIRCLEVILLE	1	52,727	52,727	15,873	15,873	301	15,502	15,502	294
CLARK COUNTY	3	144,742	48,247	31,094	10,365	215	31,508	10,503	218
CLERMONT COUNTY	3	177,977	59,326	46,371	15,457	261	46,577	15,526	262
CLEVELAND	12	479,740	39,978	256,740	21,395	535	256,472	21,373	535
CLEVELAND HEIGHTS	1	49,958	49,958	22,122	22,122	443	21,660	21,660	434
CLEVELAND HOUSING	1	479,740	479,740	16,537	16,537	34	23,138	23,138	48
CLINTON COUNTY	1	40,543	40,543	16,184	16,184	399	18,199	18,199	449
CONNEAUT	1	12,485	12,485	4,738	4,738	379	4,821	4,821	386
COSHOCTON	1	36,655	36,655	4,476	4,476	122	4,502	4,502	123
CRAWFORD COUNTY	1	46,966	46,966	12,073	12,073	257	12,086	12,086	257
CUYAHOGA FALLS	2	180,143	90,072	31,219	15,610	173	30,769	15,385	171
DAYTON	5	166,179	33,236	61,167	12,233	368	60,764	12,153	366
DEFIANCE	1	39,500	39,500	12,698	12,698	321	12,812	12,812	324
DELAWARE	1	109,989	109,989	25,653	25,653	233	25,892	25,892	235
EAST CLEVELAND	1	27,217	27,217	8,972	8,972	330	11,175	11,175	411
EAST LIVERPOOL	1	25,424	25,424	4,024	4,024	158	4,013	4,013	158
EATON	1	42,337	42,337	13,236	13,236	313	14,355	14,355	339
ELYRIA	2	116,733	58,367	25,976	12,988	223	25,818	12,909	221
EUCLID	1	52,717	52,717	10,073	10,073	191	9,941	9,941	189
FAIRBORN	1	81,976	81,976	21,356	21,356	261	21,328	21,328	260
FAIRFIELD	1	42,097	42,097	8,746	8,746	208	8,734	8,734	207
FINDLAY	2	66,693	33,347	21,787	10,894	327	22,010	11,005	330
FOSTORIA	1	21,448	21,448	3,065	3,065	143	3,035	3,035	142
FRANKLIN	1	26,219	26,219	11,467	11,467	437	11,030	11,030	421
FRANKLIN COUNTY	15	1,068,978	71,265	282,081	18,805	264	271,091	18,073	254
FRANKLIN CO. ENVIRO.	1	1,068,978	1,068,978	8,598	8,598	8	8,760	8,760	8
FREMONT	1	27,857	27,857	9,972	9,972	358	9,904	9,904	356
GALLIPOLIS	1	31,069	31,069	13,576	13,576	437	13,529	13,529	435
GARFIELD HEIGHTS	2	84,948	42,474	15,570	7,785	183	15,274	7,637	180
GIRARD	1	41,860	41,860	9,600	9,600	229	9,630	9,630	230
HAMILTON	1	74,474	74,474	25,350	25,350	340	25,078	25,078	337
HAMILTON COUNTY	14	845,303	60,379	276,739	19,767	327	268,040	19,146	317
HARDIN COUNTY	1	31,945	31,945	4,819	4,819	151	4,842	4,842	152
HILLSBORO	1	31,937	31,937	8,600	8,600	269	8,422	8,422	264
HOCKING COUNTY	1	28,241	28,241	10,535	10,535	373	8,598	8,598	304
HURON	1	10,530	10,530	5,038	5,038	478	5,001	5,001	475
IRONTON	1	24,949	24,949	7,811	7,811	313	7,603	7,603	305
JACKSON COUNTY	1	32,641	32,641	14,208	14,208	435	14,399	14,399	441
KETTERING	2	117,390	58,695	22,363	11,182	191	22,115	11,058	188
LAKEWOOD	1	56,646	56,646	12,120	12,120	214	11,792	11,792	208

MUNICIPAL COURTS
OVERALL CASELOADS (continued)
2002

COURT	NUMBER OF JUDGES	--- POPULATION ---		NEW FILINGS, TRANSFERS, & REACTIVATIONS			----- TERMINATIONS -----		
		TOTAL	PER JUDGE	TOTAL	PER JUDGE	PER 1,000 POPULATION	TOTAL	PER JUDGE	PER 1,000 POPULATION
LANCASTER (Fairfield County)	2	122,759	61,380	24,746	12,373	202	24,075	12,038	196
LAWRENCE COUNTY	1	37,370	37,370	8,096	8,096	217	8,403	8,403	225
LEBANON	1	29,123	29,123	9,028	9,028	310	8,540	8,540	293
LICKING COUNTY	2	145,491	72,746	25,658	12,829	176	25,559	12,780	176
LIMA	2	108,473	54,237	26,371	13,186	243	26,644	13,322	246
LORAIN	2	82,140	41,070	16,870	8,435	205	13,658	6,829	166
LYNDHURST	1	59,619	59,619	19,272	19,272	323	19,276	19,276	323
MADISON COUNTY	1	40,213	40,213	14,052	14,052	349	13,841	13,841	344
MANSFIELD	2	109,524	54,762	34,045	17,023	311	33,182	16,591	303
MARIETTA	1	63,251	63,251	14,874	14,874	235	14,789	14,789	234
MARION	1	66,217	66,217	24,274	24,274	367	24,275	24,275	367
MARYSVILLE	1	40,909	40,909	13,566	13,566	332	13,592	13,592	332
MASON	1	47,531	47,531	11,703	11,703	246	11,278	11,278	237
MASSILLON	2	130,101	65,051	19,520	9,760	150	19,705	9,853	151
MAUMEE	1	44,641	44,641	17,450	17,450	391	17,708	17,708	397
MEDINA	1	108,424	108,424	17,934	17,934	165	17,979	17,979	166
MENTOR	1	58,405	58,405	11,876	11,876	203	11,699	11,699	200
MIAMI	2	98,868	49,434	29,243	14,622	296	28,678	14,339	290
MIAMISBURG	1	67,241	67,241	16,580	16,580	247	16,078	16,078	239
MIDDLETOWN	1	71,297	71,297	17,067	17,067	239	17,013	17,013	239
MOUNT VERNON	1	54,500	54,500	10,246	10,246	188	10,182	10,182	187
NAPOLEON	1	29,210	29,210	9,933	9,933	340	10,164	10,164	348
NEW PHILADELPHIA	1	65,381	65,381	16,749	16,749	256	17,099	17,099	262
NEWTON FALLS	1	29,516	29,516	9,192	9,192	311	9,035	9,035	306
NILES	1	33,090	33,090	5,633	5,633	170	5,689	5,689	172
NORWALK	1	54,177	54,177	19,357	19,357	357	19,318	19,318	357
OAKWOOD	1	9,215	9,215	2,018	2,018	219	2,038	2,038	221
OBERLIN	1	45,469	45,469	10,762	10,762	237	11,394	11,394	251
OREGON	1	22,635	22,635	7,903	7,903	349	7,894	7,894	349
OTTAWA COUNTY	1	40,985	40,985	10,134	10,134	247	10,148	10,148	248
PAINESVILLE	1	81,137	81,137	16,765	16,765	207	16,554	16,554	204
PARMA	3	177,270	59,090	15,394	5,131	87	13,878	4,626	78
PERRYSBURG	1	57,140	57,140	15,147	15,147	265	14,195	14,195	248
PORTAGE COUNTY-KENT	1	76,031	76,031	13,746	13,746	181	13,744	13,744	181
PORTAGE COUNTY-RAV.	2	76,030	38,015	37,198	18,599	489	37,084	18,542	488
PORTSMOUTH	2	79,195	39,598	17,626	8,813	223	17,989	8,995	227
ROCKY RIVER	2	120,226	60,113	37,846	18,923	315	37,360	18,680	311
SANDUSKY	1	42,049	42,049	18,089	18,089	430	19,011	19,011	452
SHAKER HEIGHTS	1	62,367	62,367	16,709	16,709	268	15,264	15,264	245
SHELBY	1	19,328	19,328	2,904	2,904	150	2,862	2,862	148
SIDNEY	1	47,910	47,910	14,206	14,206	297	14,283	14,283	298
SOUTH EUCLID	1	23,537	23,537	5,110	5,110	217	5,024	5,024	213
STEUBENVILLE	1	19,015	19,015	3,354	3,354	176	3,207	3,207	169
STRUTHERS	1	35,484	35,484	4,568	4,568	129	5,029	5,029	142
SYLVANIA	1	66,021	66,021	20,012	20,012	303	20,339	20,339	308
TIFFIN	1	44,613	44,613	7,642	7,642	171	7,599	7,599	170
TOLEDO	7	321,757	45,965	101,583	14,512	316	101,232	14,462	315
TOLEDO HOUSING	1	321,757	321,757	7,824	7,824	24	8,658	8,658	27
UPPER SANDUSKY	1	22,908	22,908	9,582	9,582	418	9,548	9,548	417
VAN WERT COUNTY	1	29,659	29,659	11,368	11,368	383	11,130	11,130	375
VANDALIA	1	78,425	78,425	25,778	25,778	329	25,829	25,829	329
VERMILION	1	19,857	19,857	6,122	6,122	308	6,051	6,051	305
WADSWORTH	1	42,671	42,671	10,715	10,715	251	10,652	10,652	250
WARREN	2	81,957	40,979	18,491	9,246	226	18,496	9,248	226
WASHINGTON C.H.	1	28,433	28,433	8,180	8,180	288	8,082	8,082	284
WAYNE COUNTY	2	111,564	55,782	22,040	11,020	198	21,732	10,866	195
WILLOUGHBY	1	87,969	87,969	20,245	20,245	230	19,905	19,905	226
XENIA	1	65,910	65,910	19,619	19,619	298	19,898	19,898	302
YOUNGSTOWN	3	82,026	27,342	21,337	7,112	260	29,118	9,706	355
ZANESVILLE	1	25,586	25,586	6,291	6,291	246	6,376	6,376	249
STATEWIDE	203	9,909,237	48,814	2,767,280	13,632	279	2,753,950	13,566	278

**MUNICIPAL COURTS
FELONY OVERALL CASELOADS
2002**

<i>COURT</i>	<i>CASES PENDING JANUARY 1</i>	<i>NEW FILINGS</i>	<i>REACTIVATIONS AND TRANSFERS</i>	<i>TOTAL CASES</i>	<i>TOTAL TERMIN- ATIONS</i>	<i>CLEARANCE RATE</i>	<i>CASES PENDING DECEMBER 31</i>	<i>CASES PENDING BEYOND TIME GUIDELINES</i>
AKRON	152	3,839	1,357	5,348	5,187	99.8%	161	0
ALLIANCE	5	269	0	274	270	100.4%	4	0
ASHLAND	0	2	0	2	2	100.0%	0	0
ASHTABULA	18	371	60	449	422	97.9%	27	5
ATHENS COUNTY	5	218	17	240	238	101.3%	2	0
AUGLAIZE COUNTY	2	75	15	92	92	102.2%	0	0
AVON LAKE	8	104	2	114	105	99.1%	9	0
BARBERTON	62	760	97	919	888	103.6%	31	2
BEDFORD	23	339	2	364	350	102.6%	14	0
BELLEFONTAINE	14	241	24	279	272	102.6%	7	0
BELLEVUE	0	16	0	16	16	100.0%	0	0
BEREA	60	347	28	435	371	98.9%	64	0
BOWLING GREEN	7	335	2	344	328	97.3%	16	0
BRYAN	1	64	4	69	69	101.5%	0	0
CAMBRIDGE	8	138	3	149	146	103.5%	3	1
CAMPBELL	38	109	2	149	127	114.4%	22	0
CANTON	55	1,498	215	1,768	1,722	100.5%	46	0
CELINA	2	55	0	57	55	100.0%	2	0
CHAMPAIGN COUNTY	6	137	36	179	174	100.6%	5	0
CHARDON	5	115	19	139	132	98.5%	7	6
CHILLICOTHE	20	381	213	614	606	102.0%	8	0
CIRCLEVILLE	27	283	32	342	310	98.4%	32	0
CLARK COUNTY	3	1,628	330	1,961	1,960	100.1%	1	0
CLERMONT COUNTY	49	1,149	223	1,421	1,376	100.3%	45	4
CLEVELAND	786	7,754	146	8,686	7,921	100.3%	765	0
CLEVELAND HEIGHTS	6	254	29	289	286	101.1%	3	0
CLEVELAND HOUSING	0	0	0	0	0	-	0	0
CLINTON COUNTY	26	117	0	143	131	112.0%	12	0
CONNEAUT	10	56	5	71	66	108.2%	5	3
COSHOCTON	1	45	1	47	45	97.8%	2	0
CRAWFORD COUNTY	3	56	0	59	58	103.6%	1	0
CUYAHOGA FALLS	29	820	128	977	936	98.7%	41	0
DAYTON	34	2,154	419	2,607	2,563	99.6%	44	0
DEFIANCE	3	129	4	136	132	99.2%	4	0
DELAWARE	3	210	24	237	236	100.9%	1	0
EAST CLEVELAND	9	356	20	385	374	99.5%	11	0
EAST LIVERPOOL	2	69	0	71	62	89.9%	9	3
EATON	34	143	0	177	174	121.7%	3	1
ELYRIA	66	981	64	1,111	1,047	100.2%	64	0
EUCLID	0	354	0	354	344	97.2%	10	0
FAIRBORN	15	337	98	450	438	100.7%	12	0
FAIRFIELD	46	308	72	426	399	105.0%	27	12
FINDLAY	0	102	0	102	101	99.0%	1	0
FOSTORIA	1	85	6	92	90	98.9%	2	0
FRANKLIN	11	210	63	284	275	100.7%	9	1
FRANKLIN COUNTY	183	7,706	2,232	10,121	9,948	100.1%	173	0
FRANKLIN CO. ENVIRO.	0	5	0	5	5	100.0%	0	0
FREMONT	5	215	8	228	227	101.8%	1	0
GALLIPOLIS	10	169	42	221	215	101.9%	6	0
GARFIELD HEIGHTS	4	336	2	342	339	100.3%	3	0
GIRARD	22	266	45	333	317	101.9%	16	1
HAMILTON	54	1,468	187	1,709	1,663	100.5%	46	0
HAMILTON COUNTY	302	9,707	1,227	11,236	10,903	99.7%	333	0
HARDIN COUNTY	0	33	0	33	33	100.0%	0	0
HILLSBORO	3	161	21	185	171	94.0%	14	0
HOCKING COUNTY	64	140	61	265	205	102.0%	60	57
HURON	8	58	1	67	63	106.8%	4	2
IRONTON	18	215	0	233	215	100.0%	18	0
JACKSON COUNTY	0	154	26	180	180	100.0%	0	0
KETTERING	1	242	95	338	334	99.1%	4	0
LAKEWOOD	74	414	0	488	414	100.0%	74	0

MUNICIPAL COURTS
FELONY OVERALL CASELOADS (continued)
2002

<i>COURT</i>	<i>CASES PENDING JANUARY 1</i>	<i>NEW FILINGS</i>	<i>REACTIVATIONS AND TRANSFERS</i>	<i>TOTAL CASES</i>	<i>TOTAL TERMIN- ATIONS</i>	<i>CLEARANCE RATE</i>	<i>CASES PENDING DECEMBER 31</i>	<i>CASES PENDING BEYOND TIME GUIDELINES</i>
LANCASTER (Fairfield County)	0	387	85	472	468	99.2%	4	0
LAWRENCE COUNTY	50	207	37	294	277	113.5%	17	1
LEBANON	77	208	8	293	250	115.7%	43	19
LICKING COUNTY	3	435	11	449	443	99.3%	6	0
LIMA	12	357	2	371	362	100.8%	9	0
LORAIN	571	1,126	0	1,697	772	68.6%	925	0
LYNDHURST	25	196	2	223	156	78.8%	67	0
MADISON COUNTY	3	114	2	119	110	94.8%	9	0
MANSFIELD	8	404	28	440	432	100.0%	8	0
MARIETTA	3	259	13	275	267	98.2%	8	5
MARION	21	300	11	332	313	100.6%	19	0
MARYSVILLE	3	75	4	82	75	94.9%	7	0
MASON	11	365	64	440	423	98.6%	17	0
MASSILLON	39	595	27	661	610	98.1%	51	0
MAUMEE	29	268	92	389	365	101.4%	24	4
MEDINA	11	161	6	178	157	94.0%	21	3
MENTOR	15	257	70	342	332	101.5%	10	0
MIAMI	351	1,005	314	1,670	1,313	99.5%	357	0
MIAMISBURG	1	254	103	358	351	98.3%	7	0
MIDDLETOWN	57	913	43	1,013	975	102.0%	38	3
MOUNT VERNON	1	26	0	27	25	96.2%	2	0
NAPOLEON	15	124	0	139	131	105.6%	8	0
NEW PHILADELPHIA	3	74	2	79	78	102.6%	1	0
NEWTON FALLS	5	128	12	145	134	95.7%	11	0
NILES	20	314	106	440	410	97.6%	30	9
NORWALK	5	319	314	638	632	99.8%	6	0
OAKWOOD	0	6	0	6	6	100.0%	0	0
OBERLIN	67	176	4	247	217	120.6%	30	21
OREGON	27	282	134	443	424	101.9%	19	0
OTTAWA COUNTY	12	87	10	109	91	93.8%	18	6
PAINESVILLE	20	579	108	707	670	97.5%	37	1
PARMA	10	704	0	714	703	99.9%	11	0
PERRYSBURG	143	324	0	467	219	67.6%	248	0
PORTAGE CO. - KENT	11	340	54	405	390	99.0%	15	0
PORTAGE CO. - RAV.	15	554	84	653	639	100.2%	14	0
PORTSMOUTH	25	815	229	1,069	1,048	100.4%	21	0
ROCKY RIVER	22	454	191	667	649	100.6%	18	7
SANDUSKY	207	886	199	1,292	1,031	95.0%	261	171
SHAKER HEIGHTS	45	68	6	119	56	75.7%	63	0
SHELBY	2	29	0	31	19	65.5%	12	12
SIDNEY	4	148	3	155	155	102.6%	0	0
SOUTH EUCLID	5	58	10	73	72	105.9%	1	0
STEUBENVILLE	40	338	1	379	323	95.3%	56	0
STRUTHERS	12	79	2	93	75	92.6%	18	11
SYLVANIA	14	582	235	831	811	99.3%	20	0
TIFFIN	2	87	7	96	92	97.9%	4	0
TOLEDO	418	4,354	1,858	6,630	6,290	101.3%	340	0
TOLEDO HOUSING	0	0	0	0	0	-	0	0
UPPER SANDUSKY	1	32	0	33	31	96.9%	2	0
VAN WERT COUNTY	3	74	0	77	59	79.7%	18	0
VANDALIA	4	290	83	377	380	101.9%	-3	0
VERMILION	20	101	26	147	133	104.7%	14	3
WADSWORTH	3	90	3	96	92	98.9%	4	0
WARREN	108	737	38	883	747	96.4%	136	95
WASHINGTON C. H.	4	118	1	123	114	95.8%	9	0
WAYNE COUNTY	4	92	1	97	92	98.9%	5	0
WILLOUGHBY	106	536	3	645	516	95.7%	129	0
XENIA	22	339	59	420	396	99.5%	24	1
YOUNGSTOWN	14	872	311	1,197	919	77.7%	278	0
ZANESVILLE	0	87	0	87	87	100.0%	0	0
STATEWIDE	5,132	71,491	12,723	89,346	83,535	99.2%	5,811	470

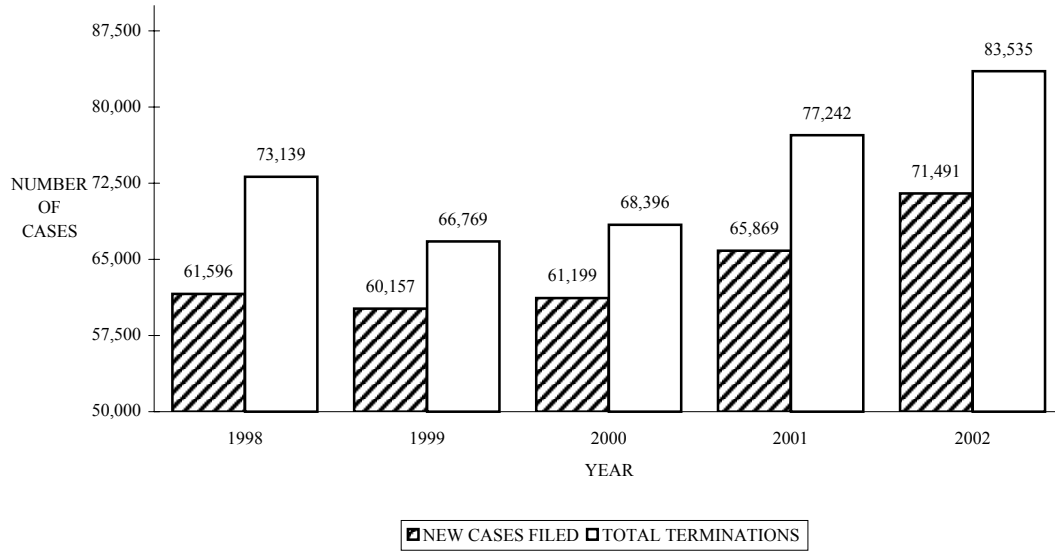
**MUNICIPAL COURTS
FELONY TERMINATIONS
2002**

<i>COURT</i>	<i>PRELIMINARY HEARING BINDOVER</i>	<i>WAIVER PRELIMINARY HEARING</i>	<i>DISMISSAL: LACK OF SPEEDY TRIAL</i>	<i>OTHER DISMIS- SALS</i>	<i>UNAVAIL- ABILITY OF ACCUSED</i>	<i>BANKRUPTCY STAY/INTER- LOCUTORY APPEAL</i>	<i>OTHER TERMIN- ATIONS</i>	<i>TOTAL TERMIN- ATIONS</i>
AKRON	71	3,034	0	614	1,418	0	50	5,187
ALLIANCE	240	0	0	26	0	0	4	270
ASHLAND	0	0	0	2	0	0	0	2
ASHTABULA	160	144	1	72	44	0	1	422
ATHENS COUNTY	34	5	0	178	21	0	0	238
AUGLAIZE COUNTY	4	13	0	53	14	0	8	92
AVON LAKE	7	52	0	36	9	0	1	105
BARBERTON	2	604	0	210	72	0	0	888
BEDFORD	37	252	0	49	2	6	4	350
BELLEFONTAINE	0	185	0	57	30	0	0	272
BELLEVUE	6	0	0	7	0	0	3	16
BEREA	3	2	0	125	10	0	231	371
BOWLING GREEN	7	139	0	145	37	0	0	328
BRYAN	0	32	0	33	4	0	0	69
CAMBRIDGE	45	43	0	44	2	0	12	146
CAMPBELL	59	27	0	41	0	0	0	127
CANTON	44	30	0	1,400	248	0	0	1,722
CELINA	2	16	0	36	1	0	0	55
CHAMPAIGN COUNTY	30	14	0	93	37	0	0	174
CHARDON	42	31	0	30	29	0	0	132
CHILLICOTHE	134	153	0	93	226	0	0	606
CIRCLEVILLE	213	2	0	35	59	0	1	310
CLARK COUNTY	8	0	0	1,327	625	0	0	1,960
CLERMONT COUNTY	296	1	0	857	222	0	0	1,376
CLEVELAND	1,336	5,438	0	866	281	0	0	7,921
CLEVELAND HEIGHTS	45	114	0	81	46	0	0	286
CLEVELAND HOUSING	0	0	0	0	0	0	0	0
CLINTON COUNTY	110	0	0	10	1	0	10	131
CONNEAUT	7	26	0	26	7	0	0	66
COSHOCTON	23	1	1	18	2	0	0	45
CRAWFORD COUNTY	1	44	0	0	13	0	0	58
CUYAHOGA FALLS	35	470	0	299	132	0	0	936
DAYTON	567	345	0	1,201	444	0	6	2,563
DEFIANCE	25	74	0	25	6	0	2	132
DELAWARE	11	18	0	192	15	0	0	236
EAST CLEVELAND	135	195	7	30	4	0	3	374
EAST LIVERPOOL	5	32	13	11	1	0	0	62
EATON	44	24	0	5	0	0	101	174
ELYRIA	56	653	0	265	73	0	0	1,047
EUCLID	9	299	0	36	0	0	0	344
FAIRBORN	1	6	0	288	143	0	0	438
FAIRFIELD	72	86	0	149	81	0	11	399
FINDLAY	0	27	0	74	0	0	0	101
FOSTORIA	10	44	0	31	5	0	0	90
FRANKLIN	18	184	0	62	11	0	0	275
FRANKLIN COUNTY	4	101	0	7,421	2,374	0	48	9,948
FRANKLIN CO. ENVIRO.	0	0	0	4	1	0	0	5
FREMONT	11	99	0	105	12	0	0	227
GALLIPOLIS	5	99	0	70	40	0	1	215
GARFIELD HEIGHTS	7	319	0	12	1	0	0	339
GIRARD	12	86	0	155	64	0	0	317
HAMILTON	543	180	0	718	221	0	1	1,663
HAMILTON COUNTY	2	0	0	9,057	135	0	1,709	10,903
HARDIN COUNTY	11	0	0	22	0	0	0	33
HILLSBORO	66	0	0	50	55	0	0	171
HOCKING COUNTY	17	82	80	21	3	0	2	205
HURON	24	27	0	8	2	0	2	63
IRONTON	17	41	0	127	30	0	0	215
JACKSON COUNTY	17	1	0	136	25	0	1	180
KETTERING	46	102	0	86	96	0	4	334
LAKEWOOD	70	215	0	119	0	0	10	414

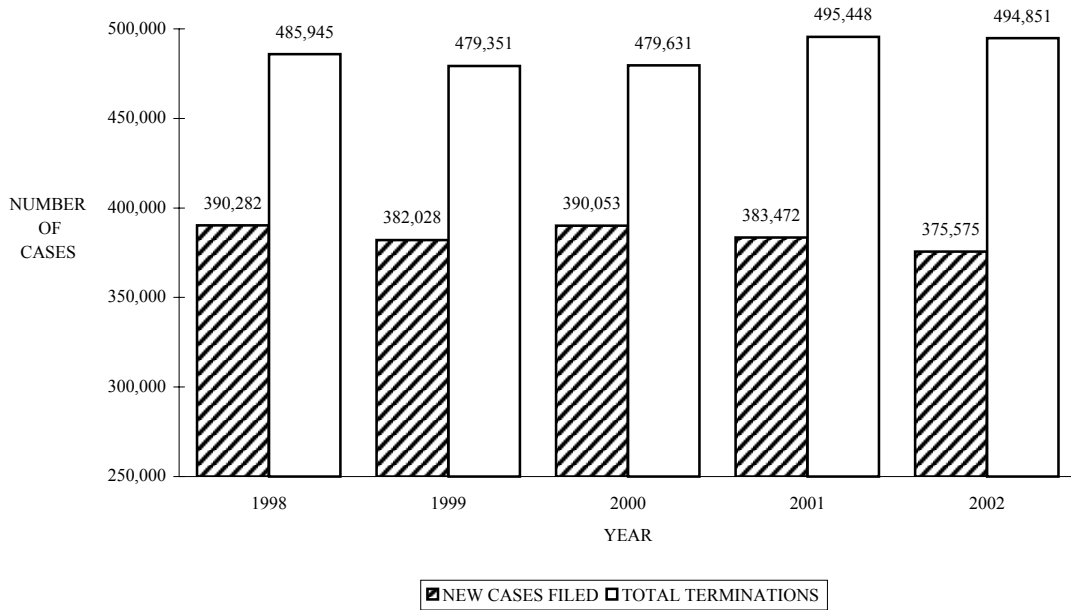
MUNICIPAL COURTS
FELONY TERMINATIONS (continued)
2002

COURT	PRELIMINARY	WAIVER	DISMISSAL:	OTHER	UNAVAIL-	BANKRUPTCY	OTHER	TOTAL
	HEARING BINDER	PRELIMINARY HEARING	LACK OF SPEEDY TRIAL	DISMIS- SALS	ABILITY OF ACCUSED	STAY/INTER- LOCUTORY APPEAL	TERMIN- ATIONS	TERMIN- ATIONS
LANCASTER (Fairfield Co.)	107	44	0	131	182	0	4	468
LAWRENCE COUNTY	111	4	0	124	37	0	1	277
LEBANON	132	13	0	88	17	0	0	250
LICKING COUNTY	348	42	0	26	27	0	0	443
LIMA	69	236	0	53	0	0	4	362
LORAIN	286	390	0	96	0	0	0	772
LYNDHURST	143	4	0	9	0	0	0	156
MADISON COUNTY	74	0	0	12	24	0	0	110
MANSFIELD	151	195	0	44	39	0	3	432
MARIETTA	54	116	0	76	21	0	0	267
MARION	8	135	0	161	0	0	9	313
MARYSVILLE	28	0	1	39	6	0	1	75
MASON	90	168	0	49	75	0	41	423
MASSILLON	60	179	0	330	41	0	0	610
MAUMEE	0	106	0	148	111	0	0	365
MEDINA	1	122	0	32	2	0	0	157
MENTOR	11	116	0	130	75	0	0	332
MIAMI	264	353	0	377	297	0	22	1,313
MIAMISBURG	31	142	0	66	111	0	1	351
MIDDLETOWN	434	180	0	285	17	0	59	975
MOUNT VERNON	0	22	0	2	0	0	1	25
NAPOLEON	26	85	0	7	8	0	5	131
NEW PHILADELPHIA	17	29	0	24	6	0	2	78
NEWTON FALLS	60	3	0	61	10	0	0	134
NILES	130	102	0	69	106	0	3	410
NORWALK	28	147	0	1	324	0	132	632
OAKWOOD	2	3	0	1	0	0	0	6
OBERLIN	8	104	0	87	18	0	0	217
OREGON	107	126	0	26	165	0	0	424
OTTAWA COUNTY	9	4	0	65	12	0	1	91
PAINESVILLE	44	188	0	309	118	0	11	670
PARMA	67	578	0	43	0	0	15	703
PERRYSBURG	111	20	0	51	37	0	0	219
PORTAGE CO. - KENT	53	0	0	282	55	0	0	390
PORTAGE CO. - RAV.	69	1	0	477	92	0	0	639
PORTSMOUTH	67	539	1	215	224	0	2	1,048
ROCKY RIVER	3	247	0	222	176	0	1	649
SANDUSKY	87	295	0	167	252	0	230	1,031
SHAKER HEIGHTS	6	36	0	7	7	0	0	56
SHELBY	19	0	0	0	0	0	0	19
SIDNEY	36	40	1	75	3	0	0	155
SOUTH EUCLID	1	30	0	27	14	0	0	72
STEBENVILLE	57	80	0	184	0	0	2	323
STRUTHERS	63	0	1	3	7	0	1	75
SYLVANIA	9	249	0	278	275	0	0	811
TIFFIN	6	3	0	16	10	1	56	92
TOLEDO	5	906	0	3,287	1,926	0	166	6,290
TOLEDO HOUSING	0	0	0	0	0	0	0	0
UPPER SANDUSKY	14	0	0	17	0	0	0	31
VAN WERT COUNTY	0	56	0	3	0	0	0	59
VANDALIA	103	95	0	89	88	0	5	380
VERMILION	10	33	2	59	29	0	0	133
WADSWORTH	17	9	0	61	2	0	3	92
WARREN	51	296	0	351	48	0	1	747
WASHINGTON C. H.	21	26	1	63	0	0	3	114
WAYNE COUNTY	37	0	0	47	3	0	5	92
WILLOUGHBY	29	220	0	263	0	0	4	516
XENIA	21	0	0	314	61	0	0	396
YOUNGSTOWN	155	342	10	320	33	0	59	919
ZANESVILLE	0	87	0	0	0	0	0	87
STATEWIDE	8,756	21,757	119	37,192	12,625	7	3,079	83,535

MUNICIPAL COURTS-FELONY CASES
 STATEWIDE NEW CASES FILED AND TOTAL TERMINATIONS COMPARISON
 1998-2002



MUNICIPAL COURTS-MISDEMEANOR CASES
 STATEWIDE NEW CASES FILED AND TOTAL TERMINATIONS COMPARISON
 1998-2002



MUNICIPAL COURTS
MISDEMEANOR OVERALL CASELOADS
2002

<i>COURT</i>	<i>CASES PENDING JANUARY 1</i>	<i>NEW FILINGS</i>	<i>REACTIVATIONS AND TRANSFERS</i>	<i>TOTAL CASES</i>	<i>TOTAL TERMIN- ATIONS</i>	<i>CLEARANCE RATE</i>	<i>CASES PENDING DECEMBER 31</i>	<i>CASES PENDING BEYOND TIME GUIDELINES</i>
AKRON	817	11,259	9,905	21,981	21,121	99.8%	860	0
ALLIANCE	40	1,143	2	1,185	1,123	98.1%	62	0
ASHLAND	155	1,800	75	2,030	1,836	97.9%	194	0
ASHTABULA	1,197	1,228	398	2,823	2,364	145.4%	459	114
ATHENS COUNTY	350	3,207	388	3,945	3,556	98.9%	389	0
AUGLAIZE COUNTY	150	912	187	1,249	1,061	96.5%	188	3
AVON LAKE	52	527	8	587	515	96.3%	72	0
BARBERTON	206	2,892	508	3,606	3,356	98.7%	250	2
BEDFORD	511	2,264	75	2,850	2,292	98.0%	558	0
BELLEFONTAINE	278	2,348	315	2,941	2,659	99.8%	282	0
BELLEVUE	8	302	8	318	313	101.0%	5	0
BEREA	1,155	1,901	535	3,591	2,587	106.2%	1,004	0
BOWLING GREEN	458	2,939	46	3,443	2,919	97.8%	524	0
BRYAN	215	1,719	248	2,182	2,023	102.8%	159	2
CAMBRIDGE	549	2,218	100	2,867	2,542	109.7%	325	15
CAMPBELL	52	242	6	300	250	100.8%	50	0
CANTON	419	4,555	389	5,363	4,892	98.9%	471	0
CELINA	190	1,302	106	1,598	1,412	100.3%	186	8
CHAMPAIGN COUNTY	149	1,355	432	1,936	1,814	101.5%	122	0
CHARDON	140	1,356	227	1,723	1,570	99.2%	153	18
CHILLICOTHE	505	4,384	1,695	6,584	6,022	99.1%	562	0
CIRCLEVILLE	252	1,945	273	2,470	2,196	99.0%	274	0
CLARK COUNTY	570	4,127	1,511	6,208	5,700	101.1%	508	0
CLERMONT COUNTY	682	6,132	1,748	8,562	7,924	100.6%	638	6
CLEVELAND	4,189	38,249	20,504	62,942	58,427	99.4%	4,515	9
CLEVELAND HEIGHTS	253	2,409	370	3,032	2,678	96.4%	354	6
CLEVELAND HOUSING	7,894	5,427	382	13,703	12,157	209.3%	1,546	0
CLINTON COUNTY	1,000	1,597	39	2,636	2,271	138.8%	365	0
CONNEAUT	70	437	45	552	513	106.4%	39	0
COSHOCTON	84	682	67	833	772	103.1%	61	0
CRAWFORD COUNTY	128	1,247	4	1,379	1,241	99.2%	138	0
CUYAHOGA FALLS	1,073	3,948	139	5,160	3,879	94.9%	1,281	0
DAYTON	757	13,900	3,846	18,503	17,954	101.2%	549	0
DEFIANCE	176	1,464	149	1,789	1,642	101.8%	147	0
DELAWARE	212	2,487	139	2,838	2,630	100.2%	208	0
EAST CLEVELAND	538	1,233	556	2,327	2,813	157.2%	538	0
EAST LIVERPOOL	293	1,129	85	1,507	1,227	101.1%	280	104
EATON	271	1,156	16	1,443	1,303	111.2%	140	7
ELYRIA	575	4,062	546	5,183	4,566	99.1%	617	0
EUCLID	62	1,189	0	1,251	1,185	99.7%	66	0
FAIRBORN	440	2,477	664	3,581	3,171	101.0%	410	4
FAIRFIELD	274	1,446	321	2,041	1,766	99.9%	275	12
FINDLAY	457	2,177	477	3,111	2,690	101.4%	421	2
FOSTORIA	59	437	51	547	489	100.2%	58	6
FRANKLIN	147	1,174	420	1,741	1,581	99.2%	160	23
FRANKLIN COUNTY	5,233	28,537	20,844	54,614	50,179	101.6%	4,435	220
FRANKLIN CO. ENVIRO.	589	4,279	1,994	6,862	6,408	102.2%	454	0
FREMONT	102	1,315	83	1,500	1,390	99.4%	110	0
GALLIPOLIS	186	1,612	329	2,127	1,909	98.4%	218	0
GARFIELD HEIGHTS	207	2,286	281	2,774	2,465	96.0%	309	0
GIRARD	95	712	222	1,029	941	100.7%	88	3
HAMILTON	532	5,325	1,694	7,551	7,134	101.6%	417	77
HAMILTON COUNTY	5,519	33,485	10,375	49,379	33,337	76.0%	16,042	0
HARDIN COUNTY	52	597	47	696	655	101.7%	41	1
HILLSBORO	81	1,604	495	2,180	2,109	100.5%	71	0
HOCKING COUNTY	943	1,660	1,085	3,688	2,361	86.0%	1,327	984
HURON	38	539	0	577	462	85.7%	115	3
IRONTON	173	1,338	6	1,517	1,283	95.5%	234	0
JACKSON COUNTY	302	2,264	613	3,179	2,918	101.4%	261	5
KETTERING	189	2,353	356	2,898	2,708	100.0%	190	1
LAKEWOOD	356	1,655	9	2,020	1,681	101.0%	339	0

MUNICIPAL COURTS
MISDEMEANOR OVERALL CASELOADS (continued)
2002

<i>COURT</i>	<i>CASES PENDING JANUARY 1</i>	<i>NEW FILINGS</i>	<i>REACTIVATIONS AND TRANSFERS</i>	<i>TOTAL CASES</i>	<i>TOTAL TERMIN- ATIONS</i>	<i>CLEARANCE RATE</i>	<i>CASES PENDING DECEMBER 31</i>	<i>CASES PENDING BEYOND TIME GUIDELINES</i>
LANCASTER (Fairfield County)	355	2,222	256	2,833	2,398	96.8%	435	0
LAWRENCE COUNTY	306	866	47	1,219	764	83.7%	455	1
LEBANON	378	1,187	5	1,570	1,154	96.8%	416	189
LICKING COUNTY	212	2,460	319	2,991	2,697	97.0%	294	0
LIMA	679	3,464	85	4,228	3,552	100.1%	676	24
LORAIN	8,086	4,051	0	12,137	2,462	60.8%	9,675	0
LYNDHURST	317	1,032	38	1,387	1,106	103.4%	281	10
MADISON COUNTY	147	813	95	1,055	937	103.2%	118	0
MANSFIELD	3,584	5,156	729	9,469	5,798	98.5%	3,671	215
MARIETTA	326	2,579	85	2,990	2,656	99.7%	334	29
MARION	310	3,410	333	4,053	3,756	100.3%	297	0
MARYSVILLE	104	857	109	1,070	994	102.9%	76	0
MASON	185	1,429	165	1,779	1,485	93.2%	294	0
MASSILLON	291	2,653	118	3,062	2,864	103.4%	198	0
MAUMEE	241	1,149	430	1,820	1,649	104.4%	171	6
MEDINA	414	1,552	123	2,089	1,773	105.9%	316	42
MENTOR	110	1,612	184	1,906	1,727	96.2%	179	1
MIAMI	960	4,375	800	6,135	4,557	88.1%	1,578	0
MIAMISBURG	307	2,275	517	3,099	2,681	96.0%	418	0
MIDDLETOWN	303	5,005	496	5,804	5,617	102.1%	187	0
MOUNT VERNON	202	1,151	0	1,353	1,138	98.9%	215	3
NAPOLEON	127	929	0	1,056	953	102.6%	103	0
NEW PHILADELPHIA	567	1,656	167	2,390	1,897	104.1%	493	65
NEWTON FALLS	175	618	98	891	716	100.0%	175	0
NILES	319	1,174	257	1,750	1,500	104.8%	250	37
NORWALK	182	2,375	750	3,307	3,184	101.9%	123	0
OAKWOOD	75	114	0	189	112	98.2%	77	0
OBERLIN	466	1,031	42	1,539	1,268	118.2%	271	31
OREGON	149	1,341	579	2,069	1,977	103.0%	92	1
OTTAWA COUNTY	411	1,469	130	2,010	1,637	102.4%	373	11
PAINESVILLE	150	2,250	454	2,854	2,691	99.5%	163	2
PARMA	415	3,693	75	4,183	3,592	95.3%	591	0
PERRYSBURG	1,245	1,626	0	2,871	1,601	98.5%	1,270	0
PORTAGE CO. - KENT	860	3,254	454	4,568	3,789	102.2%	779	160
PORTAGE CO. - RAV.	981	3,601	891	5,473	4,504	100.3%	969	140
PORTSMOUTH	450	2,581	1,431	4,462	4,030	100.4%	432	1
ROCKY RIVER	256	2,417	901	3,574	3,290	99.2%	284	0
SANDUSKY	1,361	4,424	1,039	6,824	5,928	108.5%	896	0
SHAKER HEIGHTS	913	1,052	482	2,447	1,168	76.1%	1,279	0
SHELBY	39	414	0	453	398	96.1%	55	0
SIDNEY	235	2,211	356	2,802	2,593	101.0%	209	0
SOUTH EUCLID	76	392	55	523	450	100.7%	73	2
STEUBENVILLE	164	1,186	2	1,352	1,161	97.7%	191	0
STRUTHERS	385	630	2	1,017	759	120.1%	258	82
SYLVANIA	288	1,678	974	2,940	2,572	97.0%	368	0
TIFFIN	130	1,359	109	1,598	1,461	99.5%	137	12
TOLEDO	2,825	16,602	12,452	31,879	29,422	101.3%	2,457	0
TOLEDO HOUSING	262	987	500	1,749	1,457	98.0%	292	0
UPPER SANDUSKY	77	781	50	908	831	100.0%	77	0
VAN WERT COUNTY	64	815	0	879	777	95.3%	102	0
VANDALIA	309	3,023	753	4,085	3,826	101.3%	259	0
VERMILION	113	753	167	1,033	900	97.8%	133	5
WADSWORTH	170	831	71	1,072	899	99.7%	173	0
WARREN	498	2,253	378	3,129	2,669	101.4%	460	18
WASHINGTON C.H.	78	1,280	77	1,435	1,342	98.9%	93	2
WAYNE COUNTY	118	1,453	78	1,649	1,538	100.5%	111	0
WILLOUGHBY	2,496	4,795	39	7,330	4,725	97.7%	2,605	0
XENIA	556	3,946	724	5,226	4,716	101.0%	510	5
YOUNGSTOWN	3,563	3,154	606	7,323	6,597	175.5%	726	15
ZANESVILLE	21	2,184	0	2,205	2,144	98.2%	61	0
STATEWIDE	82,035	375,575	116,515	574,125	494,851	100.6%	79,274	2,744

**MUNICIPAL COURTS
MISDEMEANOR TERMINATIONS
2002**

<u>COURT</u>	<u>JURY TRIAL</u>	<u>COURT TRIAL</u>	<u>GUILTY/NO CONTEST TO ORIGINAL CHARGE</u>		<u>GUILTY/NO CONTEST TO REDUCED</u>	<u>DISMISSAL: LACK OF SPEEDY TRIAL</u>	<u>OTHER DISMISSALS</u>	<u>VIOLATIONS BUREAU</u>	<u>TRANSFERRED OUT</u>	<u>UNAVAILABLE OF PARTY</u>	<u>BANKRUPTCY</u>	
			<u>JUDGE</u>	<u>MAGISTRATE</u>							<u>STAY / INTER-LOCUTORY APPEAL</u>	<u>OTHER TERMINATIONS</u>
AKRON	33	48	9,138	3	1,947	15	1,865	227	1,190	5,843	0	812
ALLIANCE	27	20	659	0	109	0	91	1	0	0	0	216
ASHLAND	22	37	1,188	0	49	0	257	197	0	86	0	0
ASHTABULA	4	31	551	57	39	19	355	41	0	186	0	1,081
ATHENS COUNTY	1	142	731	3	437	0	968	891	0	381	0	2
AUGLAIZE COUNTY	6	13	481	0	80	0	107	166	1	207	0	0
AVON LAKE	2	0	318	0	48	0	70	40	16	18	0	3
BARBERTON	4	25	1,786	0	196	4	469	256	192	424	0	0
BEDFORD	8	68	1,485	9	109	3	364	117	15	57	0	57
BELLEFONTAINE	0	30	1,614	0	85	0	440	254	0	236	0	0
BELLEVUE	0	0	172	0	29	3	27	31	0	51	0	0
BEREA	6	26	1,111	1	0	0	389	72	0	356	0	626
BOWLING GREEN	2	3	659	358	265	0	892	597	3	138	2	0
BRYAN	1	20	1,170	0	78	2	254	104	0	387	0	7
CAMBRIDGE	2	149	868	87	101	0	714	137	0	351	0	133
CAMPBELL	0	0	134	0	47	2	61	6	0	0	0	0
CANTON	23	26	3,089	144	410	0	635	68	15	455	1	26
CELINA	0	32	900	0	15	0	285	1	0	179	0	0
CHAMPAIGN COUNTY	18	71	665	0	93	0	492	147	0	328	0	0
CHARDON	11	25	691	2	82	5	336	185	49	181	0	3
CHILLICOTHE	20	50	1,742	0	234	0	1,393	785	0	1,796	0	2
CIRCLEVILLE	6	93	917	2	183	2	352	241	4	395	0	1
CLARK COUNTY	5	82	1,234	472	605	0	1,685	298	0	1,125	0	194
CLERMONT COUNTY	13	444	3,103	0	694	1	929	745	177	1,815	0	3
CLEVELAND	49	461	11,248	7,554	2,089	4	16,639	2,870	397	17,090	0	26
CLEVELAND HEIGHTS	8	203	914	472	66	0	289	245	0	479	0	2
CLEVELAND HOUSING	0	3	987	3	0	11	1,983	802	0	2,762	0	5,606
CLINTON COUNTY	0	87	753	0	159	0	447	216	1	414	0	194
CONNEAUT	1	7	289	0	28	0	97	40	0	51	0	0
COSHOCTON	5	29	450	0	34	1	84	73	1	70	0	25
CRAWFORD COUNTY	4	23	676	1	89	17	139	173	2	117	0	0
CUYAHOGA FALLS	3	88	2,382	0	361	0	586	184	8	135	0	132
DAYTON	15	298	3,345	3,750	990	14	2,362	2,129	0	4,322	5	724
DEFIANCE	2	16	1,229	0	39	1	173	5	19	145	0	13
DELAWARE	5	27	1,125	211	77	0	378	593	0	208	0	6
EAST CLEVELAND	1	247	847	99	90	81	226	0	0	581	0	641
EAST LIVERPOOL	9	0	660	0	75	59	27	58	43	296	0	0
EATON	1	7	561	0	146	0	147	265	7	137	0	32
ELYRIA	3	38	2,202	148	330	0	612	298	11	901	1	22
EUCLID	5	5	1,022	0	72	0	81	0	0	0	0	0
FAIRBORN	3	31	1,262	6	468	1	355	377	0	659	0	9
FAIRFIELD	4	26	566	3	127	10	519	35	66	343	1	66
FINDLAY	2	7	1,442	0	167	0	257	76	196	286	0	257
FOSTORIA	0	8	278	0	19	0	53	84	0	45	0	2
FRANKLIN	1	15	551	1	48	0	476	84	63	301	2	39
FRANKLIN COUNTY	48	53	9,437	0	6,019	5	12,402	631	1,400	15,104	0	5,080
FRANKLIN CO. ENVIRO.	9	14	2,047	0	22	4	800	1,383	0	1,924	0	205
FREMONT	4	9	785	0	79	1	220	193	0	97	0	2
GALLIPOLIS	0	56	659	0	138	4	489	117	0	436	0	10
GARFIELD HEIGHTS	5	57	1,309	41	218	2	407	51	5	370	0	0
GIRARD	0	103	302	70	102	2	194	0	8	160	0	0
HAMILTON	6	210	3,404	94	148	0	1,191	116	21	1,863	0	81
HAMILTON COUNTY	8	1,361	15,205	1,028	2,969	0	0	2,447	153	9,089	0	1,077
HARDIN COUNTY	0	5	395	0	41	1	71	89	0	43	0	10
HILLSBORO	1	12	625	0	0	0	639	159	0	649	0	24
HOCKING COUNTY	62	1	393	1	47	222	100	523	0	3	0	1,009
HURON	0	4	271	0	37	0	65	63	2	19	0	1
IRONTON	0	8	522	5	60	0	415	56	1	216	0	0
JACKSON COUNTY	5	122	1,104	0	94	1	606	269	13	702	0	2
KETTERING	1	45	1,010	0	796	2	240	209	8	386	0	11
LAKEWOOD	6	106	824	0	81	0	260	361	0	0	0	43

MUNICIPAL COURTS
MISDEMEANOR TERMINATIONS (continued)
2002

COURT	JURY TRIAL	COURT TRIAL	GUILTY/NO CONTEST TO ORIGINAL CHARGE		GUILTY/NO CONTEST TO REDUCED	DISMISSAL: LACK OF SPEEDY TRIAL	OTHER DISMISSALS	VIOLATIONS BUREAU	TRANSFERRED OUT	UNAVAILABILITY OF PARTY	BANKRUPTCY		OTHER TERMINATIONS
			JUDGE	MAGISTRATE							STAY / INTER-LOCUTORY APPEAL		
LANCASTER (Fairfield Co.)	6	6	1,228	0	261	0	319	234	20	324	0	0	0
LAWRENCE COUNTY	9	56	322	4	5	0	0	14	15	338	0	1	1
LEBANON	6	16	534	1	154	3	302	54	0	84	0	0	0
LICKING COUNTY	14	160	1,537	0	18	0	261	309	2	391	0	5	5
LIMA	4	50	1,699	5	277	0	1,252	187	61	0	0	17	17
LORAIN	3	33	1,939	0	192	0	254	41	0	0	0	0	0
LYNDHURST	3	36	835	3	19	4	130	9	2	46	0	19	19
MADISON COUNTY	4	30	409	0	125	0	230	20	0	118	0	1	1
MANSFIELD	3	36	1,720	777	138	0	1,101	219	0	1,198	0	606	606
MARIETTA	17	50	1,512	0	131	0	514	135	0	297	0	0	0
MARION	5	27	2,485	0	142	0	459	310	0	259	0	69	69
MARYSVILLE	10	79	532	0	10	2	112	112	1	135	0	1	1
MASON	4	39	642	0	143	1	330	84	58	184	0	0	0
MASSILLON	4	9	1,106	674	391	0	212	167	108	193	0	0	0
MAUMEE	2	7	440	0	215	0	259	211	1	510	0	4	4
MEDINA	3	33	677	213	313	0	285	162	0	87	0	0	0
MENTOR	7	4	866	0	113	2	388	129	9	201	0	8	8
MIAMI	0	69	1,800	140	802	0	0	521	34	813	0	378	378
MIAMISBURG	0	20	981	54	429	2	480	98	0	615	0	2	2
MIDDLETOWN	3	408	3,321	0	462	0	667	244	0	271	0	241	241
MOUNT VERNON	1	25	669	0	95	1	130	142	0	68	0	7	7
NAPOLEON	1	6	705	0	36	4	78	69	1	23	0	30	30
NEW PHILADELPHIA	8	73	505	451	98	2	252	192	2	265	0	49	49
NEWTON FALLS	1	71	260	1	78	0	220	24	0	61	0	0	0
NILES	0	14	583	0	71	9	507	0	0	313	0	3	3
NORWALK	13	45	1,560	0	69	0	1	507	0	815	0	174	174
OAKWOOD	0	3	49	0	21	0	15	17	7	0	0	0	0
OBERLIN	4	10	456	0	115	7	324	149	0	203	0	0	0
OREGON	0	11	861	0	124	0	412	17	0	552	0	0	0
OTTAWA COUNTY	4	17	570	0	161	0	231	405	12	149	0	88	88
PAINESVILLE	4	8	1,384	54	48	0	458	516	10	208	0	1	1
PARMA	4	14	831	1,402	482	23	576	79	8	148	0	25	25
PERRYSBURG	2	5	519	0	3	8	545	363	2	151	0	3	3
PORTAGE CO. - KENT	9	35	1,292	0	410	0	1,006	608	62	340	17	10	10
PORTAGE CO. - RAV.	15	72	1,576	39	568	0	1,192	210	216	605	1	10	10
PORTSMOUTH	2	5	1,554	0	56	96	888	96	31	1,289	0	13	13
ROCKY RIVER	3	23	749	329	357	0	573	416	147	693	0	0	0
SANDUSKY	1	159	2,880	0	184	0	952	269	0	1,457	0	26	26
SHAKER HEIGHTS	2	10	612	127	3	0	130	2	82	197	0	3	3
SHELBY	6	0	179	0	143	0	18	23	0	29	0	0	0
SIDNEY	1	45	1,119	0	258	0	344	512	1	310	3	0	0
SOUTH EUCLID	2	4	243	0	61	0	72	4	0	64	0	0	0
STEUBENVILLE	0	13	805	0	6	4	268	23	24	0	0	18	18
STRUTHERS	0	85	340	0	123	21	127	1	3	56	0	3	3
SYLVANIA	2	3	554	0	359	0	626	44	0	984	0	0	0
TIFFIN	9	33	861	0	72	4	146	243	1	90	0	2	2
TOLEDO	10	139	4,524	1,275	2,501	4	6,082	65	0	16,205	0	1,584	1,584
TOLEDO HOUSING	0	2	392	149	20	0	191	27	0	604	0	175	175
UPPER SANDUSKY	1	22	588	0	18	0	35	96	0	71	0	0	0
VAN WERT COUNTY	16	16	405	0	9	11	172	144	4	0	0	0	0
VANDALIA	0	21	1,100	0	1,087	0	737	95	0	786	0	0	0
VERMILION	0	7	448	0	71	25	120	45	0	163	0	21	21
WADSWORTH	11	8	363	0	82	0	169	53	0	208	1	4	4
WARREN	4	12	1,347	0	229	0	638	5	28	401	0	5	5
WASHINGTON C.H.	0	81	848	0	99	3	134	80	1	95	0	1	1
WAYNE COUNTY	10	235	451	352	31	0	242	206	0	8	0	3	3
WILLOUGHBY	6	26	3,137	0	1	0	561	926	7	0	0	61	61
XENIA	7	23	1,916	0	385	0	597	911	0	795	0	82	82
YOUNGSTOWN	5	40	1,291	297	603	0	590	85	191	505	0	2,990	2,990
ZANESVILLE	0	224	1,661	0	42	17	125	65	6	0	0	4	4
STATEWIDE	761	8,040	170,259	20,972	35,779	752	85,498	31,875	5,244	110,373	34	25,264	25,264

MUNICIPAL COURTS
O.M.V.I. OVERALL CASELOADS
2002

<i>COURT</i>	<i>CASES PENDING JANUARY 1</i>	<i>NEW FILINGS</i>	<i>REACTIVATIONS AND TRANSFERS</i>	<i>TOTAL CASES</i>	<i>TOTAL TERMIN- ATIONS</i>	<i>CLEARANCE RATE</i>	<i>CASES PENDING DECEMBER 31</i>	<i>CASES PENDING BEYOND TIME GUIDELINES</i>
AKRON	274	1,212	152	1,638	1,321	96.8%	317	0
ALLIANCE	21	167	6	194	180	104.0%	14	0
ASHLAND	89	527	17	633	588	108.1%	45	0
ASHTABULA	79	384	41	504	310	72.9%	194	41
ATHENS COUNTY	135	660	42	837	746	106.3%	91	0
AUGLAIZE COUNTY	69	379	17	465	337	85.1%	128	1
AVON LAKE	26	172	6	204	176	98.9%	28	0
BARBERTON	59	641	58	758	649	92.8%	109	1
BEDFORD	307	554	4	865	550	98.6%	315	0
BELLEFONTAINE	60	391	18	469	412	100.7%	57	0
BELLEVUE	2	60	2	64	62	100.0%	2	0
BEREA	544	810	170	1,524	1,053	107.4%	471	0
BOWLING GREEN	65	434	4	503	422	96.3%	81	0
BRYAN	74	311	12	397	355	109.9%	42	0
CAMBRIDGE	104	510	9	623	506	97.5%	117	0
CAMPBELL	13	55	3	71	58	100.0%	13	0
CANTON	109	1,092	49	1,250	1,171	102.6%	79	0
CELINA	35	363	0	398	304	83.7%	94	1
CHAMPAIGN COUNTY	24	219	11	254	233	101.3%	21	0
CHARDON	41	583	18	642	599	99.7%	43	0
CHILLICOTHE	175	696	318	1,189	905	89.3%	284	0
CIRCLEVILLE	71	506	14	591	475	91.3%	116	0
CLARK COUNTY	261	928	126	1,315	1,068	101.3%	247	0
CLERMONT COUNTY	347	2,070	224	2,641	2,243	97.8%	398	11
CLEVELAND	931	1,607	793	3,331	2,738	114.1%	593	4
CLEVELAND HEIGHTS	11	56	6	73	49	79.0%	24	0
CLEVELAND HOUSING	0	0	0	0	0	-	0	0
CLINTON COUNTY	272	411	9	692	595	141.7%	97	0
CONNEAUT	12	71	0	83	71	100.0%	12	0
COSHOCTON	15	161	1	177	162	100.0%	15	0
CRAWFORD COUNTY	31	385	0	416	356	92.5%	60	0
CUYAHOGA FALLS	148	1,091	42	1,281	1,112	98.1%	169	0
DAYTON	69	403	37	509	432	98.2%	77	0
DEFIANCE	73	369	21	463	412	105.6%	51	0
DELAWARE	185	804	30	1,019	890	106.7%	129	0
EAST CLEVELAND	20	87	42	149	145	112.4%	4	0
EAST LIVERPOOL	29	189	4	222	190	98.4%	32	6
EATON	112	368	126	606	483	97.8%	123	1,229
ELYRIA	424	1,810	124	2,358	1,924	99.5%	434	0
EUCLID	9	109	0	118	108	99.1%	10	0
FAIRBORN	192	603	98	893	742	105.8%	151	2
FAIRFIELD	74	475	25	574	485	97.0%	89	1
FINDLAY	207	791	48	1,046	852	101.5%	194	5
FOSTORIA	19	137	10	166	142	96.6%	24	0
FRANKLIN	44	529	36	609	551	97.5%	58	1
FRANKLIN COUNTY	1,262	4,863	2,862	8,987	7,705	99.7%	1,282	20
FRANKLIN CO. ENVIRO.	5	8	21	34	32	110.3%	2	0
FREMONT	50	400	9	459	425	103.9%	34	0
GALLIPOLIS	56	430	54	540	461	95.2%	79	0
GARFIELD HEIGHTS	70	525	45	640	557	97.7%	83	0
GIRARD	54	210	11	275	234	105.9%	41	3
HAMILTON	65	513	120	698	651	102.8%	47	0
HAMILTON COUNTY	730	2,368	1,222	4,320	3,392	94.5%	928	0
HARDIN COUNTY	32	180	11	223	188	98.4%	35	4
HILLSBORO	23	315	52	390	366	99.7%	24	0
HOCKING COUNTY	65	190	21	276	184	87.2%	92	70
HURON	24	125	2	151	141	111.0%	10	1
IRONTON	7	229	3	239	216	93.1%	23	0
JACKSON COUNTY	72	406	41	519	447	100.0%	72	2
KETTERING	80	520	12	612	540	101.5%	72	0
LAKEWOOD	51	268	0	319	233	86.9%	86	0

MUNICIPAL COURTS
O.M.V.I. OVERALL CASELOADS (continued)
2002

<i>COURT</i>	<i>CASES PENDING JANUARY 1</i>	<i>NEW FILINGS</i>	<i>REACTIVATIONS AND TRANSFERS</i>	<i>TOTAL CASES</i>	<i>TOTAL TERMIN- ATIONS</i>	<i>CLEARANCE RATE</i>	<i>CASES PENDING DECEMBER 31</i>	<i>CASES PENDING BEYOND TIME GUIDELINES</i>
LANCASTER (Fairfield Co.)	208	780	47	1,035	815	98.5%	220	0
LAWRENCE COUNTY	23	249	1	273	249	99.6%	24	0
LEBANON	73	240	1	314	253	105.0%	61	14
LICKING COUNTY	117	865	97	1,079	946	98.3%	133	0
LIMA	254	1,189	28	1,471	1,130	92.9%	341	8
LORAIN	962	427	0	1,389	399	93.4%	990	0
LYNDHURST	85	349	40	474	437	112.3%	37	5
MADISON COUNTY	48	288	24	360	316	101.3%	44	0
MANSFIELD	539	1,257	139	1,935	1,471	105.4%	464	22
MARIETTA	129	414	1	544	449	108.2%	95	3
MARION	61	755	24	840	752	96.5%	88	0
MARYSVILLE	38	267	22	327	302	104.5%	25	0
MASON	90	375	11	476	396	102.6%	80	0
MASSILLON	157	1,171	22	1,350	1,223	102.5%	127	0
MAUMEE	66	296	33	395	342	104.0%	53	5
MEDINA	231	663	83	977	722	96.8%	255	3
MENTOR	53	322	10	385	350	105.4%	35	0
MIAMI	431	935	92	1,458	1,197	116.6%	261	0
MIAMISBURG	114	767	45	926	748	92.1%	178	0
MIDDLETOWN	38	393	16	447	424	103.7%	23	0
MOUNT VERNON	65	294	1	360	288	97.6%	72	2
NAPOLEON	40	215	0	255	238	110.7%	17	0
NEW PHILADELPHIA	198	595	49	842	653	101.4%	189	18
NEWTON FALLS	76	203	13	292	237	109.7%	55	0
NILES	63	323	25	411	339	97.4%	72	8
NORWALK	37	478	18	533	490	98.8%	43	0
OAKWOOD	15	22	0	37	21	95.5%	16	0
OBERLIN	146	279	16	441	344	116.6%	97	2
OREGON	33	246	35	314	286	101.8%	28	0
OTTAWA COUNTY	237	422	36	695	402	87.8%	293	7
PAINESVILLE	46	702	14	762	699	97.6%	63	1
PARMA	94	599	15	708	586	95.4%	122	0
PERRYSBURG	192	803	16	1,011	667	81.4%	344	0
PORTAGE CO. - KENT	178	602	58	838	631	95.6%	207	8
PORTAGE CO. - RAV.	525	1,302	128	1,955	1,403	98.1%	552	68
PORTSMOUTH	181	647	128	956	786	101.4%	170	10
ROCKY RIVER	109	846	166	1,121	991	97.9%	130	0
SANDUSKY	435	692	157	1,284	1,015	119.6%	269	0
SHAKER HEIGHTS	270	198	71	539	229	85.1%	310	0
SHELBY	13	139	0	152	126	90.6%	26	13
SIDNEY	51	456	29	536	473	97.5%	63	0
SOUTH EUCLID	18	45	3	66	59	122.9%	7	0
STEBENVILLE	5	103	0	108	87	84.5%	21	0
STRUTHERS	143	112	1	256	186	164.6%	70	88
SYLVANIA	139	1,042	212	1,393	1,205	96.1%	188	0
TIFFIN	41	267	6	314	265	97.1%	49	7
TOLEDO	238	880	533	1,651	1,237	87.5%	414	0
TOLEDO HOUSING	0	0	0	0	0	-	0	0
UPPER SANDUSKY	31	249	8	288	257	100.0%	31	0
VAN WERT COUNTY	26	299	0	325	281	94.0%	44	0
VANDALIA	93	759	109	961	845	97.4%	116	0
VERMILION	69	282	12	363	283	96.3%	80	5
WADSWORTH	78	244	12	334	267	104.3%	67	0
WARREN	169	670	61	900	713	97.5%	187	4
WASHINGTON CH.	22	254	5	281	257	99.2%	24	0
WAYNE COUNTY	19	579	26	624	569	94.0%	55	0
WILLOUGHBY	93	724	10	827	721	98.2%	106	0
XENIA	175	649	57	881	720	102.0%	161	1
YOUNGSTOWN	147	226	51	424	356	128.5%	68	15
ZANESVILLE	17	197	0	214	207	105.1%	7	0
STATEWIDE	16,751	65,376	10,076	92,203	75,336	99.8%	16,867	1,720

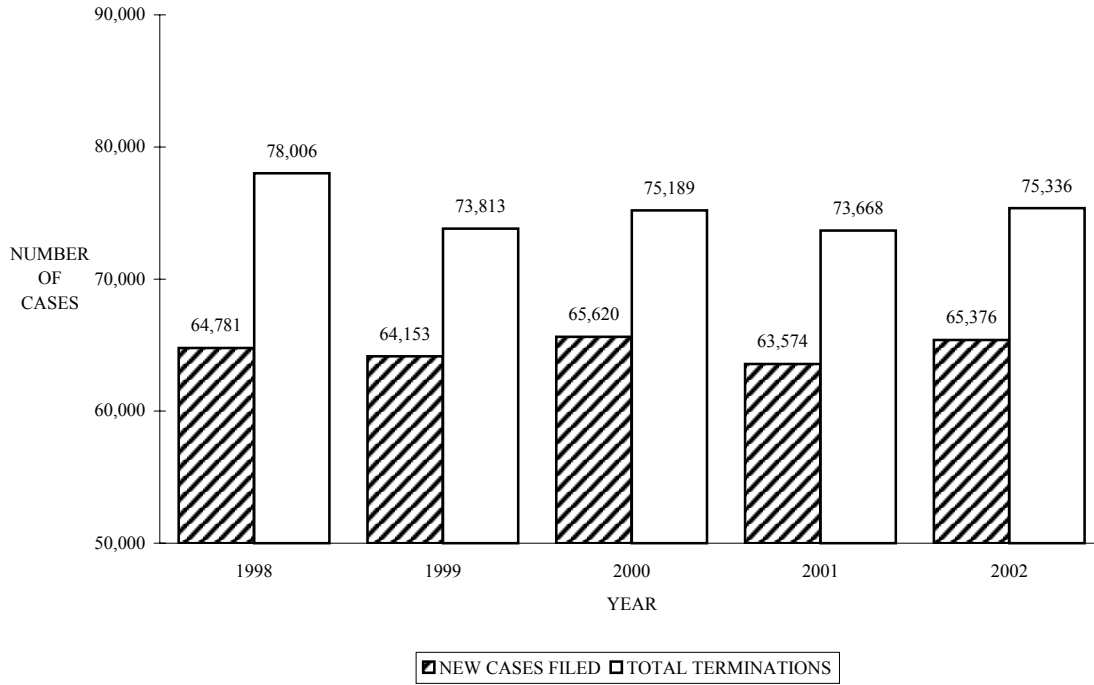
MUNICIPAL COURTS
O.M.V.I. TERMINATIONS
2002

<i>COURT</i>	<i>JURY TRIAL</i>	<i>COURT TRIAL</i>	<i>GUILTY/NO CONTEST TO ORIGINAL CHARGE</i>		<i>GUILTY/NO CONTEST TO REDUCED</i>	<i>DISMISSAL: LACK OF SPEEDY TRIAL</i>	<i>OTHER DISMISSALS</i>	<i>TRANSFERRED OUT</i>	<i>UNAVAILABILITY OF PARTY</i>	<i>BANKRUPTCY</i>		<i>TOTAL TERMINATIONS</i>
			<i>JUDGE</i>	<i>MAGISTRATE</i>						<i>STAY/INTER-LOCUTORY APPEAL</i>	<i>OTHER TERMINATIONS</i>	
AKRON	19	2	291	294	553	1	24	21	84	0	32	1,321
ALLIANCE	8	0	115	0	6	0	8	0	2	0	41	180
ASHLAND	18	4	476	0	54	0	16	0	20	0	0	588
ASHTABULA	0	16	180	41	24	14	14	0	17	0	4	310
ATHENS COUNTY	0	20	434	0	161	0	97	0	32	0	2	746
AUGLAIZE COUNTY	6	0	261	0	23	0	22	4	21	0	0	337
AVON LAKE	2	0	138	0	19	1	8	4	3	0	1	176
BARBERTON	7	1	507	0	39	0	23	38	34	0	0	649
BEDFORD	5	23	317	0	44	1	157	0	2	0	1	550
BELLEFONTAINE	2	6	304	0	71	0	6	0	23	0	0	412
BELLEVUE	0	0	51	0	7	0	2	0	2	0	0	62
BEREA	0	1	621	0	63	0	106	0	67	0	195	1,053
BOWLING GREEN	3	0	281	35	78	0	21	0	4	0	0	422
BRYAN	1	3	258	0	53	0	13	0	19	0	8	355
CAMBRIDGE	1	111	204	100	25	0	37	0	24	0	4	506
CAMPBELL	0	0	37	0	15	0	6	0	0	0	0	58
CANTON	6	3	1,034	0	19	0	57	0	51	0	1	1,171
CELINA	0	5	214	0	74	0	7	0	4	0	0	304
CHAMPAIGN COUNTY	0	1	174	0	38	0	12	0	8	0	0	233
CHARDON	0	2	527	0	33	0	13	0	20	0	4	599
CHILLICOTHE	5	2	227	0	218	0	192	0	260	0	1	905
CIRCLEVILLE	8	5	330	0	68	2	35	0	27	0	0	475
CLARK COUNTY	4	33	589	2	198	0	88	0	103	3	48	1,068
CLERMONT COUNTY	5	16	1,509	0	417	2	43	14	236	0	1	2,243
CLEVELAND	8	26	1,335	129	161	2	214	23	838	1	1	2,738
CLEVELAND HEIGHTS	0	0	41	0	2	0	1	0	5	0	0	49
CLEVELAND HOUSING	0	0	0	0	0	0	0	0	0	0	0	0
CLINTON COUNTY	0	1	283	0	144	0	17	1	44	0	105	595
CONNEAUT	1	0	64	0	2	0	1	0	3	0	0	71
COSHOCTON	1	0	149	0	1	0	7	0	4	0	0	162
CRAWFORD COUNTY	2	10	253	1	51	6	18	0	15	0	0	356
CUYAHOGA FALLS	9	11	836	0	140	0	48	3	42	0	23	1,112
DAYTON	0	11	210	2	141	1	24	0	42	0	1	432
DEFIANCE	0	0	284	0	84	0	21	0	22	0	1	412
DELAWARE	15	4	656	96	28	0	44	0	33	1	13	890
EAST CLEVELAND	0	34	74	14	9	12	13	0	22	0	29	207
EAST LIVERPOOL	0	0	124	0	38	8	3	10	7	0	0	190
EATON	0	0	241	0	123	0	35	7	31	0	46	483
ELYRIA	1	0	1,160	0	577	0	46	3	111	0	26	1,924
EUCLID	0	0	95	0	11	0	2	0	0	0	0	108
FAIRBORN	1	6	475	0	153	0	28	0	74	1	4	742
FAIRFIELD	4	2	284	0	23	3	29	87	45	0	8	485
FINDLAY	0	0	674	0	74	0	19	19	41	0	25	852
FOSTORIA	0	0	94	0	40	0	2	0	6	0	0	142
FRANKLIN	0	0	299	0	181	0	23	11	32	2	3	551
FRANKLIN COUNTY	6	3	3,341	0	1,166	1	277	397	1,399	0	1,115	7,705
FRANKLIN CO. ENVIRO.	0	0	10	0	3	0	6	1	6	0	6	32
FREMONT	1	0	392	0	0	0	23	0	9	0	0	425
GALLIPOLIS	0	4	261	0	112	1	21	0	60	0	2	461
GARFIELD HEIGHTS	1	2	443	1	41	0	19	3	47	0	0	557
GIRARD	0	0	145	0	59	0	10	0	20	0	0	234
HAMILTON	0	14	449	8	0	0	9	3	152	0	16	651
HAMILTON COUNTY	11	83	2,432	8	117	0	0	15	490	0	236	3,392
HARDIN COUNTY	0	0	131	0	35	0	14	0	8	0	0	188
HILLSBORO	0	1	239	0	0	0	52	0	74	0	0	366
HOCKING COUNTY	6	1	138	1	22	12	0	1	0	0	3	184
HURON	1	0	97	0	35	1	4	1	2	0	0	141
IRONTON	0	0	209	1	0	0	2	0	4	0	0	216
JACKSON COUNTY	4	25	276	0	72	1	26	2	39	0	2	447
KETTERING	0	1	346	0	166	0	6	0	17	0	4	540
LAKEWOOD	2	0	208	0	15	0	1	0	0	0	7	233

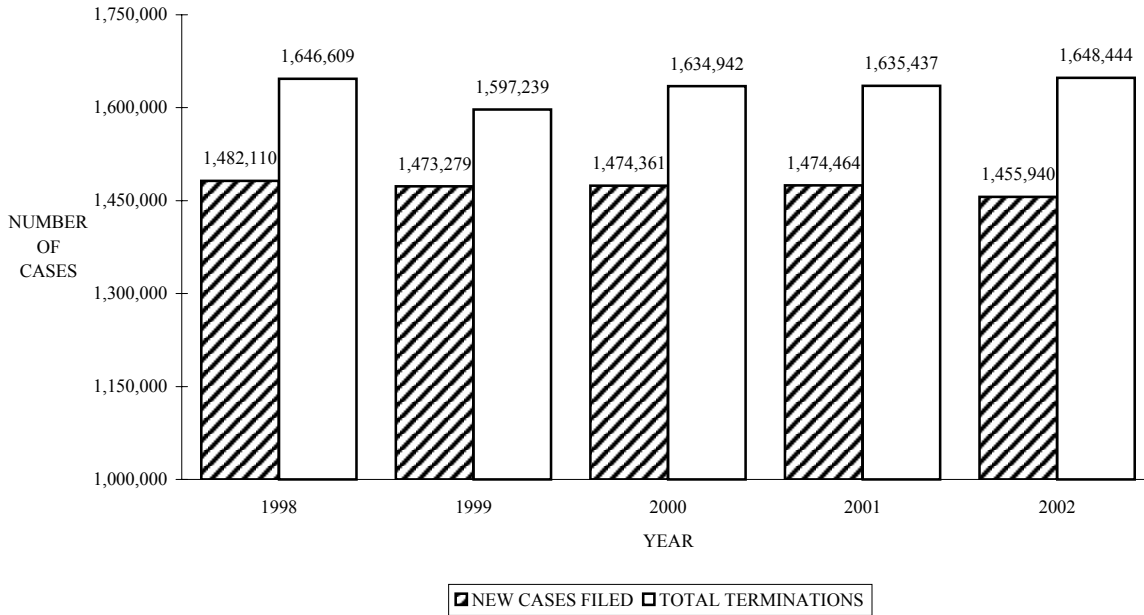
MUNICIPAL COURTS
O.M.V.I. TERMINATIONS (continued)
2002

COURT	JURY TRIAL	COURT TRIAL	GUILTY/NO CONTEST TO ORIGINAL CHARGE		GUILTY/NO CONTEST TO REDUCED	DISMISSAL: LACK OF SPEEDY TRIAL	OTHER DISMISSALS	TRANSFERRED OUT	UNAVAILABILITY OF PARTY	BANKRUPTCY		TOTAL TERMINATIONS
			JUDGE	MAGISTRATE						STAY/INTER-LOCUTORY APPEAL	OTHER TERMINATIONS	
LANCASTER (Fairfield Co.)	6	5	673	0	50	0	32	2	47	0	0	815
LAWRENCE COUNTY	2	27	183	0	17	0	8	1	11	0	0	249
LEBANON	0	4	165	0	59	0	16	0	9	0	0	253
LICKING COUNTY	7	16	768	0	18	2	59	0	73	0	3	946
LIMA	1	1	880	1	110	1	115	16	0	0	5	1,130
LORAIN	0	0	282	0	27	0	6	84	0	0	0	399
LYNDHURST	3	30	391	0	4	0	4	2	2	0	1	437
MADISON COUNTY	1	0	192	0	89	0	25	0	8	0	1	316
MANSFIELD	2	12	1,047	15	14	0	78	0	199	0	104	1,471
MARIETTA	7	0	384	0	26	0	16	0	16	0	0	449
MARION	3	0	662	0	42	0	12	0	12	0	21	752
MARYSVILLE	7	20	234	0	14	0	4	0	22	0	1	302
MASON	10	7	240	0	88	1	19	6	24	0	1	396
MASSILLON	3	7	861	150	134	0	16	15	36	0	1	1,223
MAUMEE	1	0	243	0	50	0	11	0	36	0	1	342
MEDINA	5	12	653	1	0	0	24	1	25	1	0	722
MENTOR	4	1	110	0	197	0	25	3	10	0	0	350
MIAMI	0	4	631	2	252	0	0	12	66	0	230	1,197
MIAMISBURG	0	0	390	0	294	0	12	0	49	0	3	748
MIDDLETOWN	0	16	327	0	60	0	3	0	18	0	0	424
MOUNT VERNON	0	2	199	0	50	0	7	0	10	0	20	288
NAPOLEON	0	0	178	0	34	2	18	1	4	0	1	238
NEW PHILADELPHIA	5	15	357	138	25	2	30	2	66	0	13	653
NEWTON FALLS	0	11	123	0	57	0	31	0	15	0	0	237
NILES	0	0	176	0	101	0	30	0	19	0	13	339
NORWALK	5	26	403	0	17	0	10	0	22	1	6	490
OAKWOOD	0	0	10	0	10	0	0	1	0	0	0	21
OBERLIN	1	0	232	0	36	0	20	0	53	0	2	344
OREGON	0	1	187	0	41	0	17	0	40	0	0	286
OTTAWA COUNTY	10	2	296	0	56	0	15	1	21	0	1	402
PAINESVILLE	0	1	635	0	30	1	18	2	11	1	0	699
PARMA	0	0	457	10	76	0	30	0	13	0	0	586
PERRYSBURG	1	0	593	0	8	0	22	2	40	0	1	667
PORTAGE CO. - KENT	0	1	367	0	175	0	31	14	38	2	3	631
PORTAGE CO. - RAV.	5	7	780	0	429	3	66	18	91	2	2	1,403
PORTSMOUTH	2	0	532	0	77	4	51	12	104	0	4	786
ROCKY RIVER	3	1	649	98	55	0	20	93	72	0	0	991
SANDUSKY	0	28	483	0	253	0	42	0	209	0	0	1,015
SHAKER HEIGHTS	1	2	182	12	0	0	9	11	12	0	0	229
SHELBY	7	1	48	0	63	0	5	0	2	0	0	126
SIDNEY	1	1	312	0	107	0	26	0	23	3	0	473
SOUTH EUCLID	0	0	49	0	5	0	2	0	3	0	0	59
STEUBENVILLE	0	0	81	0	4	0	2	0	0	0	0	87
STRUTHERS	0	13	79	0	48	1	17	2	25	0	1	186
SYLVANIA	2	0	680	0	273	0	13	0	237	0	0	1,205
TIFFIN	6	1	153	0	89	2	7	1	5	0	1	265
TOLEDO	0	0	437	62	196	1	64	0	422	0	55	1,237
TOLEDO HOUSING	0	0	0	0	0	0	0	0	0	0	0	0
UPPER SANDUSKY	0	4	223	0	25	0	2	0	3	0	0	257
VAN WERT COUNTY	10	1	221	0	30	5	13	1	0	0	0	281
VANDALIA	0	0	629	0	95	0	26	0	95	0	0	845
VERMILION	0	1	157	0	99	1	9	0	11	0	5	283
WADSWORTH	7	1	229	0	0	0	7	0	17	3	3	267
WARREN	0	0	551	0	65	0	29	3	63	0	2	713
WASHINGTON CH.	0	16	171	0	49	2	12	0	7	0	0	257
WAYNE COUNTY	3	97	243	182	15	0	29	0	0	0	0	569
WILLOUGHBY	3	5	703	0	0	0	1	0	0	0	9	721
XENIA	0	1	471	0	171	0	19	0	56	0	2	720
YOUNGSTOWN	0	0	107	0	80	0	17	12	44	0	96	356
ZANESVILLE	0	9	192	0	5	0	1	0	0	0	0	207
STATEWIDE	308	903	47,718	1,404	10,620	97	3,325	986	7,323	21	2,631	75,336

MUNICIPAL COURTS-O.M.V.I. CASES
 STATEWIDE NEW CASES FILED AND TOTAL TERMINATIONS COMPARISON
 1998-2002



MUNICIPAL COURT-OTHER TRAFFIC CASES
 STATEWIDE NEW CASES FILED AND TOTAL TERMINATIONS COMPARISON
 1998-2002



MUNICIPAL COURTS
OTHER TRAFFIC OVERALL CASELOADS
2002

<i>COURT</i>	<i>CASES PENDING JANUARY 1</i>	<i>NEW FILINGS</i>	<i>REACTIVATIONS AND TRANSFERS</i>	<i>TOTAL CASES</i>	<i>TOTAL TERMIN- ATIONS</i>	<i>CLEARANCE RATE</i>	<i>CASES PENDING DECEMBER 31</i>	<i>CASES PENDING BEYOND TIME GUIDELINES</i>
AKRON	9,885	28,431	3,061	41,377	31,632	100.4%	9,745	0
ALLIANCE	177	3,490	5	3,672	3,528	100.9%	144	0
ASHLAND	401	11,279	401	12,081	11,735	100.5%	346	0
ASHTABULA	632	6,514	295	7,441	6,598	96.9%	843	101
ATHENS COUNTY	288	7,767	378	8,433	8,102	99.5%	331	0
AUGLAIZE COUNTY	373	9,819	102	10,294	9,895	99.7%	399	1
AVON LAKE	69	728	20	817	728	97.3%	89	0
BARBERTON	352	11,122	852	12,326	11,912	99.5%	414	1
BEDFORD	763	9,830	223	10,816	9,871	98.2%	945	1
BELLEFONTAINE	381	11,094	330	11,805	11,319	99.1%	486	0
BELLEVUE	52	2,239	25	2,316	2,259	99.8%	57	0
BEREA	1,410	8,041	1,012	10,463	9,043	99.9%	1,420	0
BOWLING GREEN	338	8,319	15	8,672	8,226	98.7%	446	0
BRYAN	366	10,702	1,020	12,088	11,737	100.1%	351	3
CAMBRIDGE	428	14,016	44	14,488	13,851	98.5%	637	1
CAMPBELL	104	1,451	25	1,580	1,454	98.5%	126	0
CANTON	909	16,727	658	18,294	17,531	100.8%	763	0
CELINA	127	5,477	88	5,692	5,523	99.2%	169	3
CHAMPAIGN COUNTY	81	2,320	107	2,508	2,432	100.2%	76	0
CHARDON	258	10,519	348	11,125	10,901	100.3%	224	4
CHILLICOTHE	933	13,004	1,902	15,839	15,081	101.2%	758	0
CIRCLEVILLE	482	10,661	650	11,793	11,110	98.2%	683	0
CLARK COUNTY	848	16,678	571	18,097	17,635	102.2%	462	0
CLERMONT COUNTY	822	24,219	5,597	30,638	30,094	100.9%	544	13
CLEVELAND	11,112	118,678	48,223	178,013	168,648	101.0%	9,365	10
CLEVELAND HEIGHTS	793	16,352	1,246	18,391	16,970	96.4%	1,421	2
CLEVELAND HOUSING	0	0	0	0	0	-	0	0
CLINTON COUNTY	2,043	12,330	41	14,414	13,621	110.1%	793	0
CONNEAUT	80	3,654	114	3,848	3,803	100.9%	45	0
COSHOCOTON	53	2,607	37	2,697	2,656	100.5%	41	0
CRAWFORD COUNTY	428	8,872	2	9,302	8,908	100.4%	394	0
CUYAHOGA FALLS	712	20,747	156	21,615	21,212	101.5%	403	0
DAYTON	727	23,283	4,787	28,797	27,869	99.3%	928	0
DEFIANCE	188	7,961	966	9,115	8,912	99.8%	203	0
DELAWARE	998	18,888	1,262	21,148	20,363	101.1%	785	0
EAST CLEVELAND	1,188	3,774	957	5,919	5,816	122.9%	103	0
EAST LIVERPOOL	130	2,077	62	2,269	2,148	100.4%	121	30
EATON	1,503	10,592	126	12,221	11,611	108.3%	610	6
ELYRIA	1,173	13,864	492	15,529	14,515	101.1%	1,014	0
EUCLID	176	6,178	0	6,354	6,144	99.4%	210	0
FAIRBORN	536	14,603	931	16,070	15,515	99.9%	555	0
FAIRFIELD	280	4,370	173	4,823	4,608	101.4%	215	2
FINDLAY	808	15,218	600	16,626	16,067	101.6%	559	1
FOSTORIA	58	1,587	75	1,720	1,669	100.4%	51	0
FRANKLIN	778	7,266	1,003	9,047	7,911	95.7%	1,136	5
FRANKLIN COUNTY	8,923	123,542	40,675	173,140	165,927	101.0%	7,213	585
FRANKLIN CO. ENVIRO.	137	1,648	643	2,428	2,379	103.8%	49	1
FREMONT	214	6,407	271	6,892	6,638	99.4%	254	0
GALLIPOLIS	500	7,616	954	9,070	8,653	101.0%	417	0
GARFIELD HEIGHTS	358	8,076	593	9,027	8,571	98.9%	456	2
GIRARD	476	6,604	383	7,463	7,126	102.0%	337	0
HAMILTON	356	9,417	2,225	11,998	11,619	99.8%	379	2
HAMILTON COUNTY	9,761	80,498	14,877	105,136	91,242	95.7%	13,894	0
HARDIN COUNTY	86	2,919	177	3,182	3,083	99.6%	99	1
HILLSBORO	121	4,913	72	5,106	4,994	100.2%	112	0
HOCKING COUNTY	718	4,510	2,127	7,355	5,192	78.2%	2,163	585
HURON	95	4,125	1	4,221	4,136	100.2%	85	1
IRONTON	343	5,329	63	5,735	5,307	98.4%	428	0
JACKSON COUNTY	498	8,801	915	10,214	9,819	101.1%	395	5
KETTERING	288	15,938	715	16,941	16,567	99.5%	374	0
LAKEWOOD	370	6,497	24	6,891	6,508	99.8%	383	0

MUNICIPAL COURTS
OTHER TRAFFIC OVERALL CASELOADS (continued)
2002

<u>COURT</u>	<u>CASES PENDING JANUARY 1</u>	<u>NEW FILINGS</u>	<u>REACTIVATIONS AND TRANSFERS</u>	<u>TOTAL CASES</u>	<u>TOTAL TERMIN- ATIONS</u>	<u>CLEARANCE RATE</u>	<u>CASES PENDING DECEMBER 31</u>	<u>CASES PENDING BEYOND TIME GUIDELINES</u>
LANCASTER (Fairfield County)	673	17,213	851	18,737	17,711	98.0%	1,026	0
LAWRENCE COUNTY	413	5,629	372	6,414	6,116	101.9%	298	3
LEBANON	1,144	6,490	39	7,673	6,109	93.6%	1,564	1,012
LICKING COUNTY	695	17,246	1,051	18,992	18,397	100.5%	595	0
LIMA	1,440	16,116	235	17,791	16,512	101.0%	1,279	34
LORAIN	1,599	8,260	1	9,860	7,644	92.5%	2,216	0
LYNDHURST	114	15,170	624	15,908	15,735	99.6%	173	12
MADISON COUNTY	330	10,991	758	12,079	11,551	98.3%	528	0
MANSFIELD	1,174	21,285	444	22,903	22,105	101.7%	798	91
MARIETTA	1,319	10,243	24	11,586	10,518	102.4%	1,068	24
MARION	832	16,606	606	18,044	17,314	100.6%	730	0
MARYSVILLE	429	10,773	551	11,753	11,372	100.4%	381	0
MASON	582	8,578	40	9,200	8,206	95.2%	994	0
MASSILLON	605	11,203	235	12,043	11,467	100.3%	576	0
MAUMEE	1,129	13,123	980	15,232	14,277	101.2%	955	9
MEDINA	681	12,411	528	13,620	12,962	100.2%	658	3
MENTOR	193	7,597	290	8,080	7,812	99.0%	268	0
MIAMI	1,950	16,268	422	18,640	17,301	103.7%	1,339	0
MIAMISBURG	501	9,631	882	11,014	10,317	98.1%	697	0
MIDDLETOWN	229	6,100	290	6,619	6,391	100.0%	228	0
MOUNT VERNON	405	7,456	1	7,862	7,385	99.0%	477	2
NAPOLEON	392	7,064	7	7,463	7,271	102.8%	192	0
NEW PHILADELPHIA	1,042	11,289	511	12,842	12,147	102.9%	695	70
NEWTON FALLS	462	7,400	310	8,172	7,536	97.7%	636	0
NILES	329	2,049	292	2,670	2,484	106.1%	186	8
NORWALK	454	12,698	405	13,557	13,112	100.1%	445	0
OAKWOOD	530	1,768	1	2,299	1,861	105.2%	438	0
OBERLIN	1,099	8,208	185	9,492	8,865	105.6%	627	35
OREGON	147	4,244	503	4,894	4,692	98.8%	202	1
OTTAWA COUNTY	385	6,591	243	7,219	6,965	101.9%	254	5
PAINESVILLE	329	10,306	303	10,938	10,537	99.3%	401	0
PARMA	1,043	6,390	82	7,515	5,742	88.7%	1,773	0
PERRYSBURG	1,001	10,568	0	11,569	10,007	94.7%	1,562	0
PORTAGE CO. - KENT	441	6,616	307	7,364	6,904	99.7%	460	73
PORTAGE CO. - RAV.	1,761	25,368	663	27,792	25,994	99.9%	1,798	163
PORTSMOUTH	627	8,384	1,156	10,167	9,676	101.4%	491	1
ROCKY RIVER	832	28,231	2,203	31,266	30,080	98.8%	1,186	0
SANDUSKY	1,035	6,810	424	8,269	7,711	106.6%	558	0
SHAKER HEIGHTS	2,845	11,010	1,532	15,387	11,497	91.7%	3,890	0
SHELBY	90	1,834	0	1,924	1,838	100.2%	86	22
SIDNEY	384	9,190	404	9,978	9,632	100.4%	346	0
SOUTH EUCLID	166	3,504	229	3,899	3,647	97.7%	252	4
STEUBENVILLE	91	1,032	8	1,131	970	93.3%	161	0
STRUTHERS	811	3,159	4	3,974	3,430	108.4%	544	148
SYLVANIA	862	12,180	1,543	14,585	14,155	103.1%	430	0
TIFFIN	160	4,480	144	4,784	4,669	101.0%	115	2
TOLEDO	3,511	31,583	13,820	48,914	47,046	103.6%	1,868	0
TOLEDO HOUSING	0	0	0	0	0	-	0	0
UPPER SANDUSKY	206	7,496	290	7,992	7,784	100.0%	208	0
VAN WERT COUNTY	294	9,590	2	9,886	9,455	98.6%	431	0
VANDALIA	745	16,843	1,946	19,534	19,006	101.2%	528	0
VERMILION	165	3,722	607	4,494	4,337	100.2%	157	6
WADSWORTH	263	8,470	285	9,018	8,713	99.5%	305	0
WARREN	831	9,382	1,028	11,241	10,467	100.5%	774	18
WASHINGTON C.H.	185	5,225	373	5,783	5,611	100.2%	172	1
WAYNE COUNTY	406	16,644	36	17,086	16,600	99.5%	486	0
WILLOUGHBY	921	11,760	46	12,727	11,733	99.4%	994	0
XENIA	720	11,506	924	13,150	12,512	100.7%	638	4
YOUNGSTOWN	3,369	8,458	1,619	13,446	12,609	125.1%	837	42
ZANESVILLE	54	2,311	0	2,365	2,365	102.3%	0	0
121	112,912	1,455,940	185,356	1,754,208	1,648,444	100.4%	105,764	3,159

**MUNICIPAL COURTS
OTHER TRAFFIC TERMINATIONS
2002**

<i>COURT</i>	<i>JURY TRIAL</i>	<i>COURT TRIAL</i>	<i>GUILTY/NO CONTEST TO ORIGINAL CHARGE</i>		<i>GUILTY/NO CONTEST TO REDUCED</i>	<i>DISMISSAL: LACK OF SPEEDY TRIAL</i>	<i>OTHER DISMISSALS</i>	<i>VIOLATIONS BUREAU</i>	<i>TRANSFERRED OUT</i>	<i>UNAVAILABILITY OF PARTY</i>	<i>BANKRUPTCY</i>	<i>OTHER TERMINATIONS</i>
			<i>JUDGE</i>	<i>MAGISTRATE</i>							<i>STAY / INTER-LOCUTORY APPEAL</i>	
AKRON	3	20	3,215	8,802	1,279	6	1,810	14,902	378	847	0	370
ALLIANCE	0	71	1,203	0	83	0	75	1,936	0	58	0	102
ASHLAND	9	76	3,079	0	44	0	82	7,915	0	530	0	0
ASHTABULA	7	39	1,218	617	57	44	299	3,897	2	316	0	102
ATHENS COUNTY	0	294	943	0	162	0	182	6,039	7	475	0	0
AUGLAIZE COUNTY	1	43	691	0	156	0	92	8,211	0	701	0	0
AVON LAKE	3	2	355	1	74	1	46	211	4	29	0	2
BARBERTON	1	49	3,773	0	182	3	211	6,685	76	931	0	1
BEDFORD	2	346	2,456	1,314	212	3	605	4,102	2	235	0	594
BELLEFONTAINE	0	75	1,278	0	5	0	61	9,461	0	439	0	0
BELLEVUE	0	3	363	0	19	2	62	1,756	0	52	0	2
BEREA	0	80	1,767	2	155	0	400	5,143	0	758	0	738
BOWLING GREEN	0	10	453	828	212	0	260	6,300	3	78	1	81
BRYAN	2	16	1,030	0	91	1	76	8,996	0	1,372	0	153
CAMBRIDGE	0	307	528	463	69	0	146	8,541	0	3,759	0	38
CAMPBELL	4	0	601	0	84	2	48	715	0	0	0	0
CANTON	3	77	4,222	5,688	170	0	374	6,305	47	643	1	1
CELINA	0	23	1,992	0	21	0	26	3,353	0	108	0	0
CHAMPAIGN COUNTY	0	48	688	0	18	0	85	1,511	0	82	0	0
CHARDON	4	180	1,869	4	35	0	79	8,353	9	315	0	53
CHILLICOTHE	0	134	963	0	10	0	1,420	10,821	0	1,733	0	0
CIRCLEVILLE	2	152	1,198	1	79	3	225	8,526	1	923	0	0
CLARK COUNTY	1	73	996	3,257	293	0	679	8,986	0	3,079	0	271
CLERMONT COUNTY	0	210	3,529	0	309	0	258	19,621	27	6,135	0	5
CLEVELAND	3	776	27,671	29,841	5,564	5	33,285	33,798	218	37,437	0	50
CLEVELAND HEIGHTS	1	528	742	1,798	11	0	58	11,623	0	2,208	0	1
CLEVELAND HOUSING	0	0	0	0	0	0	0	0	0	0	0	0
CLINTON COUNTY	0	105	1,131	0	328	3	275	9,118	0	1,776	0	885
CONNEAUT	1	1	462	0	40	0	26	3,114	0	159	0	0
COSHOCTON	0	19	413	0	2	0	29	2,112	1	80	0	0
CRAWFORD COUNTY	2	33	633	0	85	18	114	7,541	0	482	0	0
CUYAHOGA FALLS	18	280	1,068	5,269	405	0	720	13,265	5	132	5	45
DAYTON	0	146	3,037	7,095	1,165	7	1,123	9,494	207	5,495	0	100
DEFIANCE	0	48	1,464	1	51	0	83	6,125	3	1,132	0	5
DELAWARE	1	187	899	1,256	21	0	734	15,803	33	1,394	0	35
EAST CLEVELAND	0	293	2,774	816	116	147	313	881	0	1,864	0	1,270
EAST LIVERPOOL	8	0	535	1	29	30	10	1,421	38	76	0	0
EATON	0	6	761	0	234	0	97	8,875	7	1,431	0	200
ELYRIA	0	56	2,345	639	460	7	259	9,783	6	955	0	5
EUCLID	0	17	2,732	0	69	0	55	3,271	0	0	0	0
FAIRBORN	0	67	1,628	1,163	45	0	217	11,359	0	1,032	0	4
FAIRFIELD	2	48	1,457	0	238	24	199	2,294	8	278	0	60
FINDLAY	0	42	1,477	0	98	2	249	5,287	51	650	0	8,211
FOSTORIA	0	13	314	0	67	0	24	1,149	2	100	0	0
FRANKLIN	0	16	1,327	1	106	0	167	5,543	25	722	2	2
FRANKLIN COUNTY	32	297	11,920	13,246	7,342	3	9,414	86,966	1,770	33,627	0	1,310
FRANKLIN CO. ENVIRO.	1	4	505	0	24	1	81	1,206	0	429	0	128
FREMONT	1	12	933	0	1	1	176	5,168	0	343	0	3
GALLIPOLIS	2	50	1,382	0	129	4	210	5,619	0	1,240	0	17
GARFIELD HEIGHTS	0	308	2,959	817	398	0	198	3,014	1	876	0	0
GIRARD	0	1	339	787	397	0	490	4,409	0	703	0	0
HAMILTON	0	120	2,084	2,638	24	0	303	3,945	20	2,419	0	66
HAMILTON COUNTY	0	749	7,358	9,306	1,725	1	3,766	49,127	0	18,766	0	444
HARDIN COUNTY	0	22	408	0	71	0	53	2,356	0	173	0	0
HILLSBORO	0	11	1,256	0	0	0	142	3,351	0	233	0	1
HOCKING COUNTY	7	0	313	0	79	91	9	3,686	1	0	0	1,006
HURON	2	33	431	1	33	1	32	3,326	3	274	0	0
IRONTON	0	1	298	1,768	0	1	203	2,850	0	186	0	0
JACKSON COUNTY	7	93	953	1	224	1	161	7,235	2	1,140	0	2
KETTERING	0	139	2,554	0	579	0	70	11,849	0	750	0	626
LAKEWOOD	0	209	1,644	0	165	0	256	3,872	0	0	0	362

MUNICIPAL COURTS
OTHER TRAFFIC TERMINATIONS (continued)
2002

COURT	JURY TRIAL	COURT TRIAL	GUILTY/NO CONTEST TO ORIGINAL CHARGE		GUILTY/NO CONTEST TO REDUCED	DISMISSAL: LACK OF SPEEDY TRIAL	OTHER DISMISSALS	VIOLATIONS BUREAU	TRANSFERRED OUT	UNAVAILABILITY OF PARTY	BANKRUPTCY	OTHER TERMINATIONS
			JUDGE	MAGISTRATE							STAY / INTER-LOCUTORY APPEAL	
LANCASTER (Fairfield County)	0	32	1,852	0	148	0	208	14,274	11	1,186	0	0
LAWRENCE COUNTY	7	126	533	421	2	1	80	4,155	13	778	0	0
LEBANON	1	25	976	1	177	3	117	4,288	0	518	0	3
LICKING COUNTY	3	218	1,933	0	5	1	176	14,193	1	1,690	0	177
LIMA	0	54	1,379	1,037	268	0	1,095	12,622	23	0	0	34
LORAIN	0	48	4,881	0	182	0	89	2,444	0	0	0	0
LYNDHURST	0	295	3,997	2	25	6	132	10,678	1	587	0	12
MADISON COUNTY	1	210	734	2	155	0	123	9,352	0	972	0	2
MANSFIELD	0	58	1,507	1,167	174	0	461	17,818	0	774	0	146
MARIETTA	0	101	950	0	25	0	103	8,488	0	851	0	0
MARION	1	84	3,290	0	62	0	224	12,777	0	850	0	26
MARYSVILLE	2	145	736	1	23	6	279	9,550	2	625	0	3
MASON	0	91	1,276	0	125	0	104	6,156	6	448	0	0
MASSILLON	2	27	459	1,850	301	0	91	8,392	38	307	0	0
MAUMEE	0	22	1,401	0	400	0	159	10,861	0	1,076	0	358
MEDINA	0	137	1,027	1,621	223	0	250	9,207	0	497	0	0
MENTOR	15	18	1,459	1	139	2	415	5,404	4	346	0	9
MIAMI	0	207	1,007	1,265	580	3	365	12,612	7	949	0	306
MIAMISBURG	0	7	1,267	936	611	0	368	6,006	0	1,011	0	111
MIDDLETOWN	0	111	2,227	0	290	0	306	3,140	1	310	0	6
MOUNT VERNON	1	68	661	0	20	0	126	6,264	0	239	0	6
NAPOLEON	2	32	949	0	97	2	63	5,684	1	402	0	39
NEW PHILADELPHIA	5	73	670	929	21	2	86	9,442	2	748	0	169
NEWTON FALLS	1	47	2,938	0	206	0	128	4,184	0	32	0	0
NILES	1	3	614	0	39	6	106	1,345	0	367	0	3
NORWALK	2	172	1,085	0	173	0	15	11,216	1	442	0	6
OAKWOOD	0	12	506	0	104	0	53	1,186	0	0	0	0
OBERLIN	1	32	1,537	0	246	11	172	6,022	0	837	0	7
OREGON	2	19	1,945	0	230	0	114	1,745	0	636	0	1
OTTAWA COUNTY	0	57	841	0	69	0	124	5,406	25	419	0	24
PAINESVILLE	0	6	1,652	567	4	0	346	7,628	6	327	0	1
PARMA	0	23	650	1,675	323	0	275	2,563	0	155	0	78
PERRYSBURG	4	28	1,261	1	84	0	80	7,978	0	557	0	14
PORTAGE CO. - KENT	2	23	548	731	582	0	236	4,510	26	234	6	6
PORTAGE CO. - RAV.	4	30	1,136	1,248	1,334	5	657	20,956	75	543	0	6
PORTSMOUTH	1	9	1,490	0	53	2	413	6,196	18	1,473	0	21
ROCKY RIVER	1	81	1,730	4,011	849	0	860	20,273	200	2,074	0	1
SANDUSKY	0	149	2,260	0	171	1	410	4,149	0	559	0	12
SHAKER HEIGHTS	1	81	2,228	3,013	43	0	143	4,838	116	1,034	0	0
SHELBY	7	0	253	0	95	0	8	1,430	0	45	0	0
SIDNEY	1	41	995	0	155	0	164	7,785	1	487	3	0
SOUTH EUCLID	0	63	1,463	0	130	0	60	1,661	0	270	0	0
STEUBENVILLE	0	13	435	0	28	1	45	430	3	1	0	14
STRUTHERS	0	63	769	0	500	15	102	1,612	8	210	0	151
SYLVANIA	0	24	2,217	0	927	0	504	8,511	0	1,972	0	0
TIFFIN	6	53	762	2	44	3	69	3,518	9	199	0	4
TOLEDO	0	23	5,641	5,495	2,240	1	2,677	13,249	0	17,260	0	460
TOLEDO HOUSING	0	0	0	0	0	0	0	0	0	0	0	0
UPPER SANDUSKY	0	88	725	0	10	0	35	6,529	0	397	0	0
VAN WERT COUNTY	16	21	831	2	65	17	215	7,951	1	11	0	325
VANDALIA	0	86	3,957	0	1,257	0	428	10,900	0	2,378	0	0
VERMILION	0	37	1,622	0	146	2	56	1,748	0	721	0	5
WADSWORTH	1	109	912	0	184	0	127	6,700	1	513	0	166
WARREN	0	21	3,124	0	32	0	471	5,482	14	1,320	0	3
WASHINGTON C.H.	0	68	609	0	77	8	64	4,357	0	426	0	2
WAYNE COUNTY	3	330	684	870	16	1	166	14,157	0	332	0	41
WILLOUGHBY	0	46	3,602	0	1	0	351	7,664	1	11	0	57
XENIA	0	41	3,155	1	175	1	169	7,920	0	1,042	0	8
YOUNGSTOWN	0	24	1,427	2,664	856	0	337	3,169	195	1,759	0	2,178
ZANESVILLE	0	91	1,040	0	99	7	16	1,110	0	1	0	1
121	224	11,261	218,432	126,934	39,744	519	76,818	952,006	3,767	196,368	18	22,353

MUNICIPAL COURTS
PERSONAL INJURY AND PROPERTY DAMAGE OVERALL CASELOADS
2002

<i>COURT</i>	<i>CASES PENDING JANUARY 1</i>	<i>NEW FILINGS</i>	<i>REACTIVATIONS AND TRANSFERS</i>	<i>TOTAL CASES</i>	<i>TOTAL TERMIN- ATIONS</i>	<i>CLEARANCE RATE</i>	<i>CASES PENDING DECEMBER 31</i>	<i>CASES PENDING BEYOND TIME GUIDELINES</i>
AKRON	156	498	13	667	458	89.6%	209	0
ALLIANCE	16	35	6	57	47	114.6%	10	0
ASHLAND	10	37	2	49	44	112.8%	5	0
ASHTABULA	28	51	5	84	77	137.5%	7	0
ATHENS COUNTY	9	36	1	46	31	83.8%	15	0
AUGLAIZE COUNTY	12	23	0	35	19	82.6%	16	0
AVON LAKE	3	15	0	18	12	80.0%	6	0
BARBERTON	40	102	0	142	92	90.2%	50	0
BEDFORD	36	92	0	128	104	113.0%	24	0
BELLEFONTAINE	13	34	0	47	34	100.0%	13	0
BELLEVUE	5	6	0	11	8	133.3%	3	0
BEREA	43	103	16	162	48	40.3%	114	0
BOWLING GREEN	27	55	5	87	69	115.0%	18	0
BRYAN	16	35	2	53	38	102.7%	15	0
CAMBRIDGE	19	23	0	42	34	147.8%	8	0
CAMPBELL	2	6	0	8	5	83.3%	3	0
CANTON	64	309	3	376	286	91.7%	90	0
CELINA	6	27	1	34	24	85.7%	10	0
CHAMPAIGN COUNTY	15	33	2	50	41	117.1%	9	0
CHARDON	25	59	2	86	64	104.9%	22	0
CHILLICOTHE	41	78	74	193	76	50.0%	117	0
CIRCLEVILLE	24	44	0	68	59	134.1%	9	0
CLARK COUNTY	145	261	0	406	280	107.3%	126	0
CLERMONT COUNTY	31	82	4	117	66	76.7%	51	0
CLEVELAND	457	1,276	197	1,930	1,186	80.5%	744	0
CLEVELAND HEIGHTS	30	76	0	106	77	101.3%	29	0
CLEVELAND HOUSING	0	0	0	0	0	-	0	0
CLINTON COUNTY	11	44	0	55	37	84.1%	18	0
CONNEAUT	10	19	0	29	18	94.7%	11	0
COSHOCTON	3	22	3	28	21	84.0%	7	0
CRAWFORD COUNTY	9	28	0	37	30	107.1%	7	0
CUYAHOGA FALLS	127	193	14	334	181	87.4%	153	0
DAYTON	945	472	2	1,419	473	99.8%	946	0
DEFIANCE	21	35	0	56	40	114.3%	16	0
DELAWARE	24	58	3	85	69	113.1%	16	0
EAST CLEVELAND	0	0	0	0	0	-	0	0
EAST LIVERPOOL	4	15	0	19	12	80.0%	7	0
EATON	0	16	2	18	10	55.6%	8	0
ELYRIA	134	215	18	367	220	94.4%	147	0
EUCLID	11	51	1	63	39	75.0%	24	0
FAIRBORN	23	75	1	99	67	88.2%	32	0
FAIRFIELD	17	47	1	65	41	85.4%	24	0
FINDLAY	0	2	0	2	1	50.0%	1	0
FOSTORIA	10	19	0	29	16	84.2%	13	0
FRANKLIN	19	30	0	49	26	86.7%	23	0
FRANKLIN COUNTY	1,518	2,673	140	4,331	2,852	101.4%	1,479	15
FRANKLIN CO. ENVIRO.	0	0	0	0	0	-	0	0
FREMONT	15	38	0	53	40	105.3%	13	0
GALLIPOLIS	4	28	0	32	23	82.1%	9	0
GARFIELD HEIGHTS	31	115	4	150	116	97.5%	34	0
GIRARD	16	38	0	54	34	89.5%	20	0
HAMILTON	99	97	1	197	119	121.4%	78	0
HAMILTON COUNTY	951	1,827	144	2,922	1,711	86.8%	1,211	0
HARDIN COUNTY	11	20	0	31	19	95.0%	12	0
HILLSBORO	0	0	0	0	0	-	0	0
HOCKING COUNTY	9	17	4	30	21	100.0%	9	4
HURON	5	7	0	12	7	100.0%	5	0
IRONTON	14	27	0	41	34	125.9%	7	0
JACKSON COUNTY	14	38	0	52	37	97.4%	15	0
KETTERING	30	81	4	115	86	101.2%	29	1
LAKEWOOD	45	47	0	92	46	97.9%	46	0

MUNICIPAL COURTS
PERSONAL INJURY AND PROPERTY DAMAGE OVERALL CASELOADS (continued)
2002

<u>COURT</u>	<u>CASES PENDING JANUARY 1</u>	<u>NEW FILINGS</u>	<u>REACTIVATIONS AND TRANSFERS</u>	<u>TOTAL CASES</u>	<u>TOTAL TERMIN- ATIONS</u>	<u>CLEARANCE RATE</u>	<u>CASES PENDING DECEMBER 31</u>	<u>CASES PENDING BEYOND TIME GUIDELINES</u>
LANCASTER	41	109	10	160	111	93.3%	49	0
LAWRENCE COUNTY	10	28	4	42	28	87.5%	14	0
LEBANON	15	17	0	32	17	100.0%	15	0
LICKING COUNTY	89	170	9	268	183	102.2%	85	0
LIMA	80	179	5	264	175	95.1%	89	0
LORAIN	24	111	0	135	97	87.4%	38	0
LYNDHURST	21	58	0	79	65	112.1%	14	0
MADISON COUNTY	11	16	0	27	20	125.0%	7	0
MANSFIELD	83	122	1	206	113	91.9%	93	0
MARIETTA	0	0	0	0	0	-	0	0
MARION	45	91	0	136	98	107.7%	38	0
MARYSVILLE	0	30	1	31	18	-	13	0
MASON	27	13	0	40	32	246.2%	8	0
MASSILLON	71	150	8	229	167	105.7%	62	0
MAUMEE	22	39	1	62	48	120.0%	14	0
MEDINA	22	66	2	90	50	73.5%	40	1
MENTOR	10	29	2	41	27	87.1%	14	0
MIAMI	94	210	27	331	145	61.2%	186	0
MIAMISBURG	39	81	1	121	77	93.9%	44	0
MIDDLETOWN	75	148	3	226	154	102.0%	72	0
MOUNT VERNON	9	23	0	32	22	95.7%	10	0
NAPOLEON	10	22	0	32	17	77.3%	15	0
NEW PHILADELPHIA	24	43	0	67	51	118.6%	16	0
NEWTON FALLS	10	18	0	28	18	100.0%	10	0
NILES	28	53	0	81	46	86.8%	35	0
NORWALK	12	36	2	50	30	78.9%	20	0
OAKWOOD	0	0	0	0	0	-	0	0
OBERLIN	3	25	0	28	16	64.0%	12	0
OREGON	7	13	0	20	15	115.4%	5	0
OTTAWA COUNTY	9	20	3	32	22	95.7%	10	0
PAINESVILLE	35	105	6	146	91	82.0%	55	0
PARMA	24	161	0	185	157	97.5%	28	0
PERRYSBURG	24	47	0	71	40	85.1%	31	0
PORTAGE COUNTY-KENI	12	27	0	39	29	107.4%	10	0
PORTAGE COUNTY-RAV.	20	83	2	105	64	75.3%	41	0
PORTSMOUTH	38	67	16	121	75	90.4%	46	0
ROCKY RIVER	24	56	2	82	66	113.8%	16	0
SANDUSKY	33	80	5	118	81	95.3%	37	0
SHAKER HEIGHTS	20	56	0	76	47	83.9%	29	0
SHELBY	0	0	0	0	0	-	0	0
SIDNEY	8	46	1	55	38	80.9%	17	0
SOUTH EUCLID	10	23	1	34	26	108.3%	8	0
STEUBENVILLE	0	1	0	1	0	-	1	0
STRUTHERS	6	14	0	20	12	85.7%	8	2
SYLVANIA	27	76	0	103	74	97.4%	29	0
TIFFIN	5	25	1	31	18	69.2%	13	0
TOLEDO	795	1,195	130	2,120	1,457	110.0%	663	0
TOLEDO HOUSING	345	306	38	689	536	155.8%	153	0
UPPER SANDUSKY	0	18	0	18	17	94.4%	1	0
VAN WERT COUNTY	9	15	0	24	16	106.7%	8	1
VANDALIA	42	72	146	260	87	39.9%	173	0
VERMILION	4	16	0	20	12	75.0%	8	0
WADSWORTH	5	30	0	35	22	73.3%	13	0
WARREN	96	153	13	262	157	94.6%	105	1
WASHINGTON CH.	12	31	0	43	33	106.5%	10	0
WAYNE COUNTY	112	55	2	169	44	77.2%	125	16
WILLOUGHBY	33	94	4	131	100	102.0%	31	0
XENIA	22	57	3	82	60	100.0%	22	0
YOUNGSTOWN	159	171	3	333	249	143.1%	84	0
ZANESVILLE	17	62	0	79	65	104.8%	14	0
STATEWIDE	8,231	14,852	1,127	24,210	15,295	95.7%	8,915	41

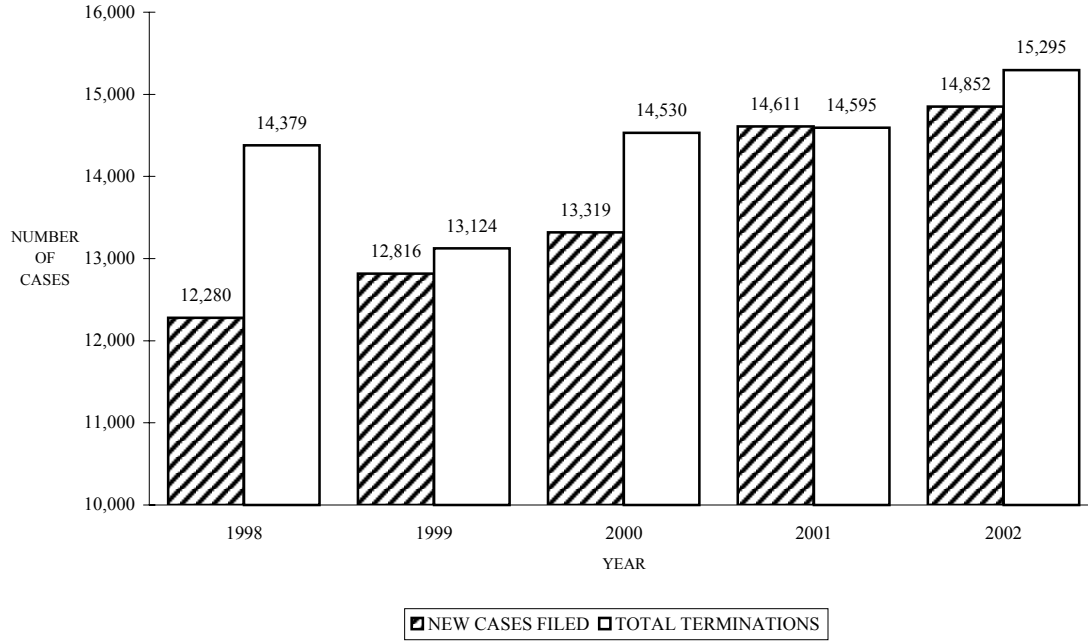
MUNICIPAL COURTS
PERSONAL INJURY AND PROPERTY DAMAGE TERMINATIONS
2002

<u>COURT</u>	<u>JURY TRIAL</u>	<u>COURT TRIAL</u>	<u>DEFAULT HEARING BY JUDGE</u>	<u>DEFAULT HEARING BY MAGISTRATE</u>	<u>DISMISSAL FOR WANT OF PROSECUTION</u>	<u>OTHER DISMISSALS</u>	<u>TRANSFERRED OUT</u>	<u>PRIVATE JUDGE REFERRAL</u>	<u>UNAVAILABLE ABILITY OF PARTY</u>	<u>BANKRUPTCY STAY / INTERLOCUTORY APPEAL</u>	<u>OTHER TERMINATIONS</u>	<u>TOTAL TERMINATIONS</u>
AKRON	1	5	297	0	19	121	7	0	0	3	5	458
ALLIANCE	2	3	26	0	0	9	0	0	0	0	7	47
ASHLAND	0	11	15	0	0	16	0	0	0	1	1	44
ASHTABULA	0	0	29	0	0	12	3	0	0	1	32	77
ATHENS COUNTY	0	0	23	0	1	5	1	0	0	0	1	31
AUGLAIZE COUNTY	0	0	12	0	0	7	0	0	0	0	0	19
AVON LAKE	0	0	5	0	0	4	0	0	0	0	3	12
BARBERTON	1	2	59	0	0	29	0	0	0	1	0	92
BEDFORD	1	4	52	0	1	36	0	0	0	2	8	104
BELLEFONTAINE	0	0	20	0	1	12	0	0	0	1	0	34
BELLEVUE	0	0	6	0	0	2	0	0	0	0	0	8
BEREA	0	0	20	0	0	20	0	0	0	0	8	48
BOWLING GREEN	0	0	42	0	2	20	2	0	0	2	1	69
BRYAN	0	0	20	0	1	15	0	0	0	0	2	38
CAMBRIDGE	0	3	20	0	0	10	0	0	0	0	1	34
CAMPBELL	0	0	4	0	0	1	0	0	0	0	0	5
CANTON	4	7	172	0	11	86	0	0	0	1	5	286
CELINA	0	6	9	0	0	8	1	0	0	0	0	24
CHAMPAIGN COUNTY	0	0	23	0	1	17	0	0	0	0	0	41
CHARDON	0	1	20	1	0	28	0	0	0	0	14	64
CHILLICOTHE	0	4	48	0	0	22	2	0	0	0	0	76
CIRCLEVILLE	0	5	31	0	0	21	0	0	0	0	2	59
CLARK COUNTY	1	13	187	0	0	67	0	0	0	2	10	280
CLERMONT COUNTY	0	4	35	2	1	21	1	0	0	2	0	66
CLEVELAND	3	15	8	633	63	284	7	0	0	56	117	1,186
CLEVELAND HEIGHTS	0	3	29	15	4	26	0	0	0	0	0	77
CLEVELAND HOUSING	0	0	0	0	0	0	0	0	0	0	0	0
CLINTON COUNTY	0	3	27	0	1	6	0	0	0	0	0	37
CONNEAUT	0	0	14	0	0	4	0	0	0	0	0	18
COSHOCTON	0	0	13	0	0	5	0	0	0	0	3	21
CRAWFORD COUNTY	0	0	30	0	0	0	0	0	0	0	0	30
CUYAHOGA FALLS	0	9	73	0	3	40	0	0	0	1	55	181
DAYTON	2	23	313	0	14	106	0	0	0	4	11	473
DEFIANCE	0	7	18	0	0	14	0	0	0	1	0	40
DELAWARE	0	3	0	30	2	19	0	0	1	2	12	69
EAST CLEVELAND	0	0	0	0	0	0	0	0	0	0	0	0
EAST LIVERPOOL	0	0	10	0	1	1	0	0	0	0	0	12
EATON	0	0	7	0	0	2	1	0	0	0	0	10
ELYRIA	0	0	0	110	1	69	1	0	0	4	35	220
EUCLID	0	3	22	0	1	13	0	0	0	0	0	39
FAIRBORN	0	0	44	0	1	18	0	0	0	0	4	67
FAIRFIELD	0	0	0	27	2	8	0	0	0	0	4	41
FINDLAY	0	0	0	0	0	1	0	0	0	0	0	1
FOSTORIA	0	1	9	0	0	5	0	0	0	0	1	16
FRANKLIN	0	0	0	18	0	8	0	0	0	0	0	26
FRANKLIN COUNTY	11	44	1,713	1	52	601	41	2	0	29	358	2,852
FRANKLIN CO. ENVIRO	0	0	0	0	0	0	0	0	0	0	0	0
FREMONT	0	0	26	0	1	9	0	0	0	2	2	40
GALLIPOLIS	0	0	20	0	0	3	0	0	0	0	0	23
GARFIELD HEIGHTS	1	2	68	0	0	39	2	0	1	3	0	116
GIRARD	1	0	20	0	0	10	0	0	0	0	3	34
HAMILTON	0	3	87	0	0	24	1	0	0	0	4	119
HAMILTON COUNTY	2	17	1,520	0	148	0	0	0	0	0	24	1,711
HARDIN COUNTY	0	2	13	0	0	4	0	0	0	0	0	19
HILLSBORO	0	0	0	0	0	0	0	0	0	0	0	0
HOCKING COUNTY	0	0	15	0	0	4	0	0	0	0	2	21
HURON	0	0	3	0	0	4	0	0	0	0	0	7
IRONTON	0	0	29	0	0	5	0	0	0	0	0	34
JACKSON COUNTY	3	0	28	0	0	4	0	0	0	0	2	37
KETTERING	1	0	49	0	2	28	2	0	3	1	0	86
LAKEWOOD	0	1	26	0	3	16	0	0	0	0	0	46

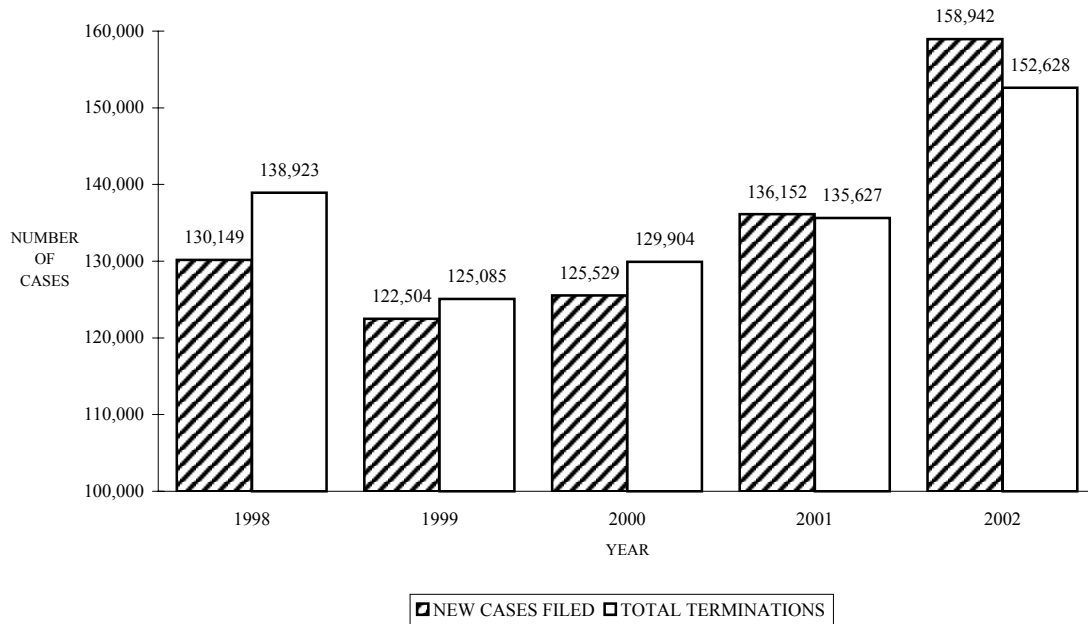
MUNICIPAL COURTS
PERSONAL INJURY AND PROPERTY DAMAGE TERMINATIONS (continued)
2002

COURT	JURY TRIAL	COURT TRIAL	DEFAULT HEARING BY JUDGE	DEFAULT HEARING BY MAGISTRATE	DISMISSAL	OTHER DISMISSALS	TRANSFERRED OUT	PRIVATE JUDGE REFERRAL	UNAVAILABILITY OF PARTY	STAY / INTER-LOCUTORY APPEAL	OTHER TERMINATIONS	TOTAL TERMINATIONS
					FOR WANT OF PROSECUTION							
LANCASTER	0	2	71	0	0	34	3	0	0	1	0	111
LAWRENCE COUNTY	0	0	15	4	0	4	2	0	0	0	3	28
LEBANON	0	0	12	0	3	2	0	0	0	0	0	17
LICKING COUNTY	0	2	135	0	1	43	0	0	0	0	2	183
LIMA	0	2	109	3	0	47	2	0	1	4	7	175
LORAIN	0	0	0	51	3	32	8	0	0	3	0	97
LYNDHURST	0	2	28	0	0	34	0	0	0	1	0	65
MADISON COUNTY	0	0	14	0	0	6	0	0	0	0	0	20
MANSFIELD	0	3	22	47	0	25	0	0	0	0	16	113
MARIETTA	0	0	0	0	0	0	0	0	0	0	0	0
MARION	0	0	74	0	0	14	0	0	0	0	10	98
MARYSVILLE	0	4	4	0	3	6	1	0	0	0	0	18
MASON	0	0	4	7	17	0	1	0	0	1	2	32
MASSILLON	0	0	83	0	1	79	3	0	0	1	0	167
MAUMEE	0	0	18	0	1	24	1	0	0	1	3	48
MEDINA	0	0	29	2	4	15	0	0	0	0	0	50
MENTOR	1	1	14	0	0	10	0	0	0	0	1	27
MIAMI	0	1	40	12	0	13	3	0	0	1	75	145
MIAMISBURG	0	0	56	3	0	17	0	0	0	1	0	77
MIDDLETOWN	1	10	0	103	13	25	0	0	0	2	0	154
MOUNT VERNON	0	0	18	0	0	4	0	0	0	0	0	22
NAPOLEON	0	1	11	0	4	1	0	0	0	0	0	17
NEW PHILADELPHIA	0	5	7	31	0	7	0	0	0	0	1	51
NEWTON FALLS	0	1	11	0	0	6	0	0	0	0	0	18
NILES	0	0	32	0	1	6	3	0	0	0	4	46
NORWALK	0	2	16	0	0	12	0	0	0	0	0	30
OAKWOOD	0	0	0	0	0	0	0	0	0	0	0	0
OVERLIN	0	0	12	0	0	4	0	0	0	0	0	16
OREGON	0	0	10	0	0	5	0	0	0	0	0	15
OTTAWA COUNTY	0	1	17	0	1	3	0	0	0	0	0	22
PAINESVILLE	0	3	43	0	2	33	2	0	0	3	5	91
PARMA	1	1	0	157	0	21	0	0	0	0	12	192
PERRYSBURG	0	1	22	0	10	7	0	0	0	0	0	40
PORTAGE COUNTY-KEI	0	2	9	0	1	15	0	0	0	0	2	29
PORTAGE COUNTY-RA'	0	2	40	0	5	16	0	0	0	0	1	64
PORTSMOUTH	0	14	42	0	2	8	0	0	0	2	7	75
ROCKY RIVER	0	2	34	0	2	24	3	0	0	1	0	66
SANDUSKY	0	14	50	0	0	13	0	0	4	0	0	81
SHAKER HEIGHTS	0	1	23	3	0	19	0	0	0	0	1	47
SHELBY	0	0	0	0	0	0	0	0	0	0	0	0
SIDNEY	0	2	28	0	0	8	0	0	0	0	0	38
SOUTH EUCLID	0	0	13	1	0	8	1	0	0	0	3	26
STEUBENVILLE	0	0	0	0	0	0	0	0	0	0	0	0
STRUTHERS	0	1	9	0	0	2	0	0	0	0	0	12
SYLVANIA	0	1	40	0	0	33	0	0	0	0	0	74
TIFFIN	1	0	9	0	0	7	0	0	0	0	1	18
TOLEDO	4	11	708	0	34	407	23	0	1	10	259	1,457
TOLEDO HOUSING	0	3	239	1	24	90	0	0	0	1	178	536
UPPER SANDUSKY	0	0	16	0	0	1	0	0	0	0	0	17
VAN WERT COUNTY	0	0	9	0	0	7	0	0	0	0	0	16
VANDALIA	0	0	0	54	8	25	0	0	0	0	0	87
VERMILION	0	1	7	0	0	4	0	0	0	0	0	12
WADSWORTH	0	0	16	0	0	4	0	0	0	0	2	22
WARREN	0	8	85	2	3	54	2	0	0	0	3	157
WASHINGTON CH.	0	4	25	0	0	2	1	0	0	1	0	33
WAYNE COUNTY	0	4	0	3	0	23	0	0	0	0	14	44
WILLOUGHBY	1	3	45	0	39	8	0	0	0	2	2	100
XENIA	0	4	34	0	1	16	0	0	0	1	4	60
YOUNGSTOWN	0	1	36	36	0	27	11	0	0	0	138	249
ZANESVILLE	0	3	53	0	0	8	0	0	0	1	0	65
STATEWIDE	43	327	7,906	1,357	520	3,337	142	2	11	157	1,493	15,295

MUNICIPAL COURTS-PERSONAL INJURY & PROPERTY DAMAGE CASES
 STATEWIDE NEW CASES FILED AND TOTAL TERMINATIONS COMPARISON
 1998-2002



MUNICIPAL COURTS-CONTRACTS CASES
 STATEWIDE NEW CASES FILED AND TOTAL TERMINATIONS COMPARISON
 1998-2002



MUNICIPAL COURTS
CONTRACTS OVERALL CASELOADS
2002

<i>COURT</i>	<i>CASES PENDING JANUARY 1</i>	<i>NEW FILINGS</i>	<i>REACTIVATIONS AND TRANSFERS</i>	<i>TOTAL CASES</i>	<i>TOTAL TERMIN- ATIONS</i>	<i>CLEARANCE RATE</i>	<i>CASES PENDING DECEMBER 31</i>	<i>CASES PENDING BEYOND TIME GUIDELINES</i>
AKRON	1,269	6,453	230	7,952	6,216	93.0%	1,736	0
ALLIANCE	219	1,086	13	1,318	1,099	100.0%	219	0
ASHLAND	161	592	8	761	570	95.0%	191	0
ASHTABULA	217	715	14	946	785	107.7%	161	36
ATHENS COUNTY	92	460	6	558	390	83.7%	168	0
AUGLAIZE COUNTY	199	683	0	882	757	110.8%	125	0
AVON LAKE	87	281	1	369	273	96.8%	96	0
BARBERTON	192	770	15	977	749	95.4%	228	14
BEDFORD	338	1,464	118	1,920	1,478	93.4%	442	0
BELLEVILLE	135	659	0	794	627	95.1%	167	0
BELLEVUE	31	140	3	174	133	93.0%	41	0
BEREA	1,183	1,224	277	2,684	1,047	69.8%	1,637	0
BOWLING GREEN	178	1,111	7	1,296	1,009	90.3%	287	0
BRYAN	498	1,281	30	1,809	1,493	113.9%	316	0
CAMBRIDGE	110	515	1	626	496	96.1%	130	7
CAMPBELL	30	83	2	115	75	88.2%	40	0
CANTON	1,153	5,836	11	7,000	5,756	98.4%	1,244	0
CELINA	142	372	3	517	399	106.4%	118	0
CHAMPAIGN COUNTY	137	576	3	716	542	93.6%	174	0
CHARDON	163	728	26	917	676	89.7%	241	16
CHILLICOTHE	164	949	21	1,134	828	85.4%	306	0
CIRCLEVILLE	127	808	4	939	680	83.7%	259	0
CLARK COUNTY	955	3,248	11	4,214	3,472	106.5%	742	0
CLERMONT COUNTY	360	1,546	8	1,914	1,357	87.3%	557	17
CLEVELAND	3,360	8,863	728	12,951	8,166	85.1%	4,785	9
CLEVELAND HEIGHTS	250	597	1	848	757	126.6%	91	0
CLEVELAND HOUSING	0	0	0	0	0	-	0	0
CLINTON COUNTY	111	648	0	759	532	82.1%	227	0
CONNEAUT	40	140	0	180	148	105.7%	32	0
COSHOCTON	53	343	7	403	347	99.1%	56	0
CRAWFORD COUNTY	189	753	0	942	764	101.5%	178	0
CUYAHOGA FALLS	701	1,961	18	2,680	1,837	92.8%	843	0
DAYTON	1,645	6,994	39	8,678	6,735	95.8%	1,943	0
DEFIANCE	225	912	3	1,140	933	102.0%	207	0
DELAWARE	202	904	29	1,135	859	92.1%	276	0
EAST CLEVELAND	250	292	147	689	686	156.3%	3	0
EAST LIVERPOOL	53	232	1	286	206	88.4%	80	11
EATON	263	456	2	721	545	119.0%	176	13
ELYRIA	714	1,667	34	2,415	1,448	85.1%	967	0
EUCLID	273	880	6	1,159	776	87.6%	383	0
FAIRBORN	167	685	13	865	641	91.8%	224	0
FAIRFIELD	223	624	13	860	589	92.5%	271	4
FINDLAY	258	927	13	1,198	913	97.1%	285	25
FOSTORIA	47	371	4	422	336	89.6%	86	0
FRANKLIN	130	368	3	501	333	89.8%	168	5
FRANKLIN COUNTY	6,299	17,727	455	24,481	16,267	89.5%	8,214	1,754
FRANKLIN COUNTY ENVIRO.	0	0	0	0	0	-	0	0
FREMONT	74	529	6	609	481	89.9%	128	0
GALLIPOLIS	341	1,273	3	1,617	1,211	94.9%	406	9
GARFIELD HEIGHTS	282	1,247	26	1,555	1,129	88.7%	426	1
GIRARD	115	431	10	556	361	81.9%	195	8
HAMILTON	855	1,723	14	2,592	1,482	85.3%	1,110	0
HAMILTON COUNTY	1,265	12,823	393	14,481	12,342	93.4%	2,139	0
HARDIN COUNTY	84	384	1	469	393	102.1%	76	0
HILLSBORO	0	0	0	0	0	-	0	0
HOCKING COUNTY	52	372	12	436	309	80.5%	127	24
HURON	1	3	0	4	3	100.0%	1	0
IRONTON	76	346	0	422	297	85.8%	125	0
JACKSON COUNTY	1	4	0	5	4	100.0%	1	0
KETTERING	232	1,081	41	1,354	966	86.1%	388	40
LAKEWOOD	265	1,005	0	1,270	887	88.3%	383	0

MUNICIPAL COURTS
CONTRACTS OVERALL CASELOADS (continued)
2002

COURT	CASES		REACTIVATIONS	TOTAL	TOTAL	CLEARANCE	CASES	CASES PENDING
	PENDING JANUARY 1	NEW FILINGS	AND TRANSFERS	CASES	TERMIN- ATIONS	RATE	PENDING DECEMBER 31	BEYOND TIME GUIDELINES
LANCASTER	242	1,599	23	1,864	1,422	87.7%	442	0
LAWRENCE COUNTY	83	279	6	368	262	91.9%	106	1
LEBANON	98	186	1	285	167	89.3%	118	70
LICKING COUNTY	292	1,331	14	1,637	1,172	87.1%	465	0
LIMA	1,068	3,241	108	4,417	3,559	106.3%	858	17
LORAIN	6	1,316	0	1,322	0	0.0%	1,322	0
LYNDHURST	122	490	0	612	0	0.0%	612	0
MADISON COUNTY	107	453	14	574	427	91.4%	147	0
MANSFIELD	171	523	1	695	379	72.3%	316	1
MARIETTA	192	742	0	934	469	63.2%	465	0
MARION	70	373	2	445	353	94.1%	92	0
MARYSVILLE	86	413	1	500	346	83.6%	154	2
MASON	25	58	0	83	59	101.7%	24	0
MASSILLON	519	1,817	11	2,347	1,844	100.9%	503	0
MAUMEE	162	721	4	887	716	98.8%	171	4
MEDINA	169	561	5	735	552	97.5%	183	5
MENTOR	175	762	28	965	723	91.5%	242	7
MIAMI	867	1,950	460	3,277	1,749	72.6%	1,528	0
MIAMISBURG	60	155	3	218	162	102.5%	56	1
MIDDLETOWN	331	1,225	31	1,587	1,123	89.4%	464	0
MOUNT VERNON	54	293	2	349	261	88.5%	88	0
NAPOLEON	258	855	0	1,113	877	102.6%	236	0
NEW PHILADELPHIA	248	1,157	4	1,409	972	83.7%	437	14
NEWTON FALLS	50	200	4	254	198	97.1%	56	0
NILES	102	409	14	525	352	83.2%	173	8
NORWALK	181	1,061	8	1,250	997	93.3%	253	0
OAKWOOD	0	5	1	6	6	100.0%	0	0
OBERLIN	74	446	0	520	374	83.9%	146	3
OREGON	46	298	3	347	285	94.7%	62	0
OTTAWA COUNTY	118	617	22	757	575	90.0%	182	0
PAINESVILLE	310	1,094	50	1,454	1,071	93.6%	383	0
PARMA	92	1,342	2	1,436	1,296	96.4%	140	0
PERRYSBURG	217	840	0	1,057	838	99.8%	219	0
PORTAGE COUNTY-KENT	144	636	13	793	596	91.8%	197	0
PORTAGE COUNTY-RAV.	399	1,410	68	1,877	1,400	94.7%	477	14
PORTSMOUTH	600	1,177	36	1,813	1,409	116.2%	404	21
ROCKY RIVER	236	986	16	1,238	905	90.3%	333	1
SANDUSKY	308	1,470	31	1,809	1,484	98.9%	325	0
SHAKER HEIGHTS	224	797	0	1,021	779	97.7%	242	0
SHELBY	59	215	0	274	190	88.4%	84	14
SIDNEY	148	650	6	804	669	102.0%	135	0
SOUTH EUCLID	80	276	3	359	255	91.4%	104	0
STEUBENVILLE	1	0	2	3	2	100.0%	1	0
STRUTHERS	151	364	0	515	362	99.5%	153	75
SYLVANIA	140	623	2	765	643	102.9%	122	0
TIFFIN	80	402	15	497	407	97.6%	90	4
TOLEDO	3,778	13,609	769	18,156	14,116	98.2%	4,040	0
TOLEDO HOUSING	33	63	7	103	82	117.1%	21	0
UPPER SANDUSKY	26	154	1	181	148	95.5%	33	0
VAN WERT COUNTY	96	336	0	432	307	91.4%	125	2
VANDALIA	129	617	2	748	564	91.1%	184	0
VERMILION	39	238	3	280	204	84.6%	76	2
WADSWORTH	28	129	1	158	131	100.8%	27	0
WARREN	522	1,449	69	2,040	1,480	97.5%	560	53
WASHINGTON C.H.	77	364	2	443	318	86.9%	125	0
WAYNE COUNTY	591	1,228	3	1,822	1,027	83.4%	795	101
WILLOUGHBY	344	1,035	24	1,403	980	92.5%	423	0
XENIA	225	841	19	1,085	854	99.3%	231	0
YOUNGSTOWN	2,929	3,899	16	6,844	5,128	131.0%	1,716	0
ZANESVILLE	0	17	0	17	12	70.6%	5	0
STATEWIDE	45,218	158,942	4,764	208,924	152,628	93.2%	56,296	2,413

**MUNICIPAL COURTS
CONTRACTS TERMINATIONS
2002**

COURT	JURY TRIAL	COURT TRIAL	DEFAULT HEARING BY JUDGE	DEFAULT HEARING BY MAGISTRATE	DISMISSAL			TRANS-FERRED OUT	PRIVATE JUDGE REFERRAL	UNVAVAIL-ABILITY OF PARTY	BANKRUPTCY		TOTAL TERMINATIONS
					FOR WANT OF PROSECUTION	OTHER DISMISSALS	STAY / INTER-LOCUTORY APPEAL				OTHER TERMINATIONS		
AKRON	3	84	4,491	6	310	1,026	72	0	2	160	62	6,216	
ALLIANCE	15	19	847	0	22	140	6	0	0	26	24	1,099	
ASHLAND	0	4	412	0	22	120	2	0	0	9	1	570	
ASHTABULA	0	0	511	0	0	108	5	0	0	16	145	785	
ATHENS COUNTY	0	2	232	0	4	86	2	0	0	18	46	390	
AUGLAIZE COUNTY	1	5	600	0	5	128	0	0	0	18	0	757	
AVON LAKE	1	9	87	0	2	101	2	1	0	1	69	273	
BARBERTON	2	22	526	0	2	160	5	3	0	23	6	749	
BEDFORD	0	66	913	8	37	297	0	1	0	37	119	1,478	
BELLEFONTAINE	0	0	520	0	13	80	0	0	0	14	0	627	
BELLEVUE	0	2	106	0	2	23	0	0	0	0	0	133	
BEREA	0	0	496	2	0	248	1	0	0	1	299	1,047	
BOWLING GREEN	0	8	813	2	21	150	5	0	1	5	4	1,009	
BRYAN	0	4	1,098	0	81	284	1	0	0	12	13	1,493	
CAMBRIDGE	0	6	368	1	0	106	0	0	0	13	2	496	
CAMPBELL	0	4	42	0	0	22	1	0	0	4	2	75	
CANTON	3	29	4,494	6	258	820	11	0	0	14	121	5,756	
CELINA	0	32	277	0	7	73	0	0	0	8	2	399	
CHAMPAIGN COUNTY	0	1	391	5	33	67	0	0	2	17	26	542	
CHARDON	0	16	369	2	19	148	8	1	0	11	102	676	
CHILLICOTHE	0	33	622	10	0	133	1	0	1	27	1	828	
CIRCLEVILLE	1	17	526	0	0	127	0	0	0	8	1	680	
CLARK COUNTY	0	86	2,864	0	64	410	1	0	0	34	13	3,472	
CLERMONT COUNTY	0	38	890	12	59	342	11	0	0	3	2	1,357	
CLEVELAND	0	78	26	4,646	634	1,704	16	0	0	325	737	8,166	
CLEVELAND HEIGHTS	1	18	285	87	39	327	0	0	0	0	0	757	
CLEVELAND HOUSING	0	0	0	0	0	0	0	0	0	0	0	0	
CLINTON COUNTY	7	9	399	1	0	115	0	0	0	1	0	532	
CONNEAUT	0	2	109	0	1	31	0	0	0	5	0	148	
COSHOCTON	1	0	267	0	3	60	2	0	0	8	6	347	
CRAWFORD COUNTY	1	3	750	0	0	1	2	0	0	7	0	764	
CUYAHOGA FALLS	0	49	1,205	3	60	226	0	0	11	2	281	1,837	
DAYTON	0	87	4,895	4	414	1,017	0	0	0	84	234	6,735	
DEFIANCE	3	75	649	0	35	149	3	0	0	18	1	933	
DELAWARE	0	20	21	581	57	129	6	0	1	16	28	859	
EAST CLEVELAND	0	169	93	183	9	6	0	0	0	2	224	686	
EAST LIVERPOOL	4	1	159	0	6	24	6	0	0	2	4	206	
EATON	0	1	324	0	0	139	0	0	0	16	65	545	
ELYRIA	0	0	0	683	34	401	1	0	1	76	252	1,448	
EUCLID	0	47	537	0	29	163	0	0	0	0	0	776	
FAIRBORN	0	0	415	0	51	110	2	0	0	11	52	641	
FAIRFIELD	0	1	0	380	30	89	6	0	1	11	71	589	
FINDLAY	1	8	578	0	17	268	9	0	1	15	16	913	
FOSTORIA	0	0	273	0	7	41	1	0	1	4	9	336	
FRANKLIN	0	2	1	237	0	93	0	0	0	0	0	333	
FRANKLIN COUNTY	8	79	11,576	22	514	2,440	31	2	1	377	1,217	16,267	
FRANKLIN COUNTY ENVIRO.	0	0	0	0	0	0	0	0	0	0	0	0	
FREMONT	0	2	358	0	9	72	0	0	0	7	33	481	
GALLIPOLIS	1	2	1,004	0	18	173	0	0	2	11	0	1,211	
GARFIELD HEIGHTS	0	18	777	3	33	269	7	0	4	14	4	1,129	
GIRARD	6	6	259	3	1	57	1	0	0	3	25	361	
HAMILTON	0	33	1,166	0	0	262	1	0	0	0	20	1,482	
HAMILTON COUNTY	0	43	11,103	0	1,108	0	0	0	0	37	51	12,342	
HARDIN COUNTY	0	12	301	0	9	60	1	0	0	9	1	393	
HILLSBORO	0	0	0	0	0	0	0	0	0	0	0	0	
HOCKING COUNTY	0	0	253	0	5	47	0	0	0	0	4	309	
HURON	0	0	0	0	0	1	2	0	0	0	0	3	
IRONTON	0	7	242	4	1	43	0	0	0	0	0	297	
JACKSON COUNTY	0	0	2	0	0	0	0	0	0	0	2	4	
KETTERING	0	4	711	0	48	187	0	0	0	10	6	966	
LAKEWOOD	0	54	667	0	18	139	0	0	0	9	0	887	

MUNICIPAL COURTS
CONTRACTS TERMINATIONS (continued)
2002

COURT	JURY TRIAL	COURT TRIAL	DEFAULT HEARING BY JUDGE	DEFAULT HEARING BY MAGISTRATE	DISMISSAL			TRANS-FERRED OUT	PRIVATE JUDGE REFERRAL	UNVAVAIL-ABILITY OF PARTY	BANKRUPTCY		TOTAL TERMIN-ATIONS
					FOR WANT OF PROS-ECUTION	OTHER DISMIS-SALS	OTHER				STAY / INTER-LOCUTORY APPEAL	OTHER TERMIN-ATIONS	
LANCASTER	2	57	1,063	1	0	244	6	0	0	49	0	1,422	
LAWRENCE COUNTY	0	0	186	17	0	27	0	0	0	7	25	262	
LEBANON	0	0	133	1	23	1	1	0	0	3	5	167	
LICKING COUNTY	0	2	934	0	32	161	2	0	0	37	4	1,172	
LIMA	0	18	2,686	60	0	594	14	0	0	62	125	3,559	
LORAIN	0	0	0	699	25	359	0	0	0	96	6	0	
LYNDHURST	0	36	305	0	0	197	0	0	0	3	4	0	
MADISON COUNTY	0	5	304	0	0	105	0	0	0	13	0	427	
MANSFIELD	0	5	151	127	0	61	0	0	0	6	29	379	
MARIETTA	0	13	379	0	9	64	0	0	0	4	0	469	
MARION	0	0	323	0	0	13	0	0	0	0	17	353	
MARYSVILLE	0	10	236	3	16	80	0	0	0	1	0	346	
MASON	0	0	17	7	31	1	0	0	0	0	3	59	
MASSILLON	0	2	1,452	2	28	316	8	0	0	34	2	1,844	
MAUMEE	0	1	511	0	19	169	0	0	0	10	6	716	
MEDINA	0	0	332	37	27	128	6	0	0	22	0	552	
MENTOR	1	6	426	2	0	240	3	4	1	19	21	723	
MIAMI	0	11	505	198	0	168	7	8	2	100	750	1,749	
MIAMISBURG	0	1	119	8	11	19	0	0	0	4	0	162	
MIDDLETOWN	5	80	0	715	113	195	0	0	0	15	0	1,123	
MOUNT VERNON	0	4	207	0	3	35	2	0	0	10	0	261	
NAPOLEON	1	2	729	0	124	8	2	0	0	10	1	877	
NEW PHILADELPHIA	1	20	100	657	0	128	1	0	2	33	30	972	
NEWTON FALLS	0	10	154	0	5	23	0	0	1	4	1	198	
NILES	0	7	257	0	1	28	2	0	0	10	47	352	
NORWALK	0	25	745	0	16	178	7	0	0	21	5	997	
OAKWOOD	0	0	1	0	1	0	2	0	0	0	2	6	
OBERLIN	0	0	247	0	0	125	1	0	0	1	0	374	
OREGON	0	0	221	0	0	57	2	0	5	0	0	285	
OTTAWA COUNTY	0	3	448	0	24	88	0	0	4	7	1	575	
PAINESVILLE	0	19	658	7	53	234	5	1	1	36	57	1,071	
PARMA	0	10	1	1,302	2	187	0	0	0	5	79	1,586	
PERRYSBURG	2	3	595	0	196	27	0	0	0	9	6	838	
PORTAGE COUNTY-KENT	2	22	384	3	43	99	14	0	1	13	15	596	
PORTAGE COUNTY-RAV.	0	36	910	0	92	284	26	0	2	38	12	1,400	
PORTSMOUTH	0	53	1,023	6	87	148	6	2	1	38	45	1,409	
ROCKY RIVER	0	37	510	0	66	267	14	0	0	9	2	905	
SANDUSKY	0	62	1,248	1	8	108	17	0	21	17	2	1,484	
SHAKER HEIGHTS	0	6	373	48	11	280	1	0	1	25	34	779	
SHELBY	3	0	169	0	0	18	0	0	0	0	0	190	
SIDNEY	1	6	499	0	0	131	3	0	0	26	3	669	
SOUTH EUCLID	1	4	134	12	5	82	1	0	0	7	9	255	
STEUBENVILLE	0	1	0	0	0	1	0	0	0	0	0	2	
STRUTHERS	1	3	290	0	0	56	3	0	0	6	3	362	
SYLVANIA	1	9	489	0	0	142	0	0	1	1	0	643	
TIFFIN	0	2	308	0	5	61	2	1	0	11	17	407	
TOLEDO	2	11	10,558	0	249	2,349	106	0	4	102	735	14,116	
TOLEDO HOUSING	0	1	42	0	2	8	0	0	0	0	29	82	
UPPER SANDUSKY	2	0	123	0	7	11	0	0	0	0	5	148	
VAN WERT COUNTY	0	2	207	0	0	98	0	0	0	0	0	307	
VANDALIA	0	0	0	389	36	126	0	0	0	13	0	564	
VERMILION	0	12	122	0	2	43	0	0	0	3	22	204	
WADSWORTH	0	1	88	0	0	26	1	0	0	4	11	131	
WARREN	0	55	1,012	6	19	331	4	0	0	42	11	1,480	
WASHINGTON C.H.	0	15	272	0	0	19	0	0	0	12	0	318	
WAYNE COUNTY	0	18	68	97	0	316	0	0	0	46	482	1,027	
WILLOUGHBY	0	19	478	0	336	84	6	0	0	30	27	980	
XENIA	1	4	575	0	75	163	1	0	2	16	17	854	
YOUNGSTOWN	0	4	1,119	1,444	2	741	13	0	0	2	1,803	5,128	
ZANESVILLE	0	0	12	0	0	0	0	0	0	0	0	12	
STATEWIDE	85	2,050	97,338	12,740	5,955	24,294	520	24	78	2,651	8,913	154,648	

MUNICIPAL COURTS
F.E.D. OVERALL CASELOADS
2002

<u>COURT</u>	<u>CASES PENDING JANUARY 1</u>	<u>NEW FILINGS</u>	<u>REACTIVATIONS AND TRANSFERS</u>	<u>TOTAL CASES</u>	<u>TOTAL TERMIN- ATIONS</u>	<u>CLEARANCE RATE</u>	<u>CASES PENDING DECEMBER 31</u>	<u>CASES PENDING BEYOND TIME GUIDELINES</u>
AKRON	1,728	3,929	54	5,711	4,209	105.7%	1,502	0
ALLIANCE	106	268	5	379	235	86.1%	144	0
ASHLAND	74	107	0	181	125	116.8%	56	0
ASHTABULA	58	247	6	311	257	101.6%	54	0
ATHENS COUNTY	16	114	2	132	106	91.4%	26	0
AUGLAIZE COUNTY	43	107	0	150	111	103.7%	39	0
AVON LAKE	7	55	0	62	44	80.0%	18	0
BARBERTON	227	634	1	862	617	97.2%	245	0
BEDFORD	41	1,523	0	1,564	1,471	96.6%	93	0
BELLEFONTAINE	163	279	0	442	294	105.4%	148	0
BELLEVUE	8	39	0	47	37	94.9%	10	0
BEREA	212	571	23	806	565	95.1%	241	0
BOWLING GREEN	45	206	0	251	197	95.6%	54	1
BRYAN	68	139	1	208	157	112.1%	51	0
CAMBRIDGE	15	87	1	103	84	95.5%	19	0
CAMPBELL	4	70	0	74	63	90.0%	11	0
CANTON	732	1,811	2	2,545	1,887	104.1%	658	0
CELINA	9	102	0	111	93	91.2%	18	0
CHAMPAIGN COUNTY	53	134	1	188	165	122.2%	23	0
CHARDON	37	124	4	165	143	111.7%	22	0
CHILLICOTHE	231	365	3	599	314	85.3%	285	0
CIRCLEVILLE	31	305	1	337	319	104.2%	18	0
CLARK COUNTY	1,145	1,189	0	2,334	930	78.2%	1,404	0
CLERMONT COUNTY	143	2,024	1	2,168	1,974	97.5%	194	0
CLEVELAND	0	0	0	0	0	-	0	0
CLEVELAND HEIGHTS	236	383	0	619	489	127.7%	130	0
CLEVELAND HOUSING	2,927	10,676	1	13,604	10,989	102.9%	2,615	0
CLINTON COUNTY	85	309	0	394	309	100.0%	85	0
CONNEAUT	4	74	2	80	71	93.4%	9	0
COSHOCTON	23	107	1	131	111	102.8%	20	0
CRAWFORD COUNTY	28	235	0	263	230	97.9%	33	0
CUYAHOGA FALLS	314	766	2	1,082	687	89.5%	395	0
DAYTON	1,894	2,781	0	4,675	2,774	99.7%	1,901	0
DEFIANCE	25	119	0	144	125	105.0%	19	0
DELAWARE	94	417	1	512	424	101.4%	88	0
EAST CLEVELAND	758	952	144	1,854	1,782	162.6%	72	0
EAST LIVERPOOL	7	79	0	86	78	98.7%	8	0
EATON	26	96	1	123	94	96.9%	29	0
ELYRIA	310	950	7	1,267	894	93.4%	373	0
EUCLID	149	936	1	1,086	969	103.4%	117	0
FAIRBORN	199	414	2	615	398	95.7%	217	0
FAIRFIELD	58	585	2	645	571	97.3%	74	0
FINDLAY	77	368	0	445	367	99.7%	78	0
FOSTORIA	40	83	0	123	75	90.4%	48	0
FRANKLIN	4	244	21	269	256	96.6%	13	2
FRANKLIN COUNTY	21,710	17,448	200	39,358	7,035	39.9%	32,323	20,126
FRANKLIN CO. ENVIRO.	0	0	0	0	0	-	0	0
FREMONT	32	117	0	149	125	106.8%	24	0
GALLIPOLIS	2	62	0	64	43	69.4%	21	0
GARFIELD HEIGHTS	63	431	6	500	416	95.2%	84	0
GIRARD	48	251	1	300	231	91.7%	69	12
HAMILTON	168	1,542	4	1,714	1,474	95.3%	240	0
HAMILTON COUNTY	10,147	16,434	70	26,651	16,218	98.3%	10,433	0
HARDIN COUNTY	7	68	0	75	59	86.8%	16	0
HILLSBORO	10	210	0	220	199	94.8%	21	0
HOCKING COUNTY	37	83	0	120	73	88.0%	47	34
HURON	8	42	0	50	50	119.0%	0	0
IRONTON	13	141	0	154	146	103.5%	8	0
JACKSON COUNTY	29	132	1	162	148	111.3%	14	0
KETTERING	95	239	2	336	211	87.6%	125	1
LAKESWOOD	188	753	0	941	785	104.2%	156	0

MUNICIPAL COURTS
F.E.D. OVERALL CASELOADS (continued)
2002

<u>COURT</u>	<u>CASES PENDING JANUARY 1</u>	<u>NEW FILINGS</u>	<u>REACTIVATIONS AND TRANSFERS</u>	<u>TOTAL CASES</u>	<u>TOTAL TERMIN- ATIONS</u>	<u>CLEARANCE RATE</u>	<u>CASES PENDING DECEMBER 31</u>	<u>CASES PENDING BEYOND TIME GUIDELINES</u>
LANCASTER (Fairfield Co.)	137	569	12	718	540	92.9%	178	0
LAWRENCE COUNTY	14	117	2	133	117	98.3%	16	0
LEBANON	30	266	1	297	269	100.7%	28	5
LICKING COUNTY	409	661	12	1,082	722	107.3%	360	0
LIMA	70	766	1	837	768	100.1%	69	0
LORAIN	98	1,104	0	1,202	955	86.5%	247	0
LYNDHURST	57	337	0	394	346	102.7%	48	0
MADISON COUNTY	31	164	1	196	179	108.5%	17	0
MANSFIELD	735	926	1	1,662	651	70.2%	1,011	1
MARIETTA	51	187	0	238	153	81.8%	85	2
MARION	165	454	4	623	440	96.1%	183	0
MARYSVILLE	33	260	0	293	242	93.1%	51	0
MASON	53	217	1	271	230	105.5%	41	0
MASSILLON	358	506	0	864	488	96.4%	376	0
MAUMEE	14	64	2	80	64	97.0%	16	0
MEDINA	123	453	5	581	440	96.1%	141	1
MENTOR	31	256	1	288	265	103.1%	23	0
MIAMI	1,481	733	66	2,280	498	62.3%	1,782	0
MIAMISBURG	295	634	1	930	635	100.0%	295	0
MIDDLETOWN	218	1,808	31	2,057	1,764	95.9%	293	0
MOUNT VERNON	50	125	6	181	141	107.6%	40	0
NAPOLEON	85	89	11	185	66	66.0%	119	0
NEW PHILADELPHIA	73	327	0	400	323	98.8%	77	9
NEWTON FALLS	30	109	0	139	109	100.0%	30	0
NILES	34	210	0	244	201	95.7%	43	0
NORWALK	17	308	2	327	307	99.0%	20	0
OAKWOOD	2	4	0	6	6	150.0%	0	0
OBERLIN	30	95	1	126	88	91.7%	38	2
OREGON	8	85	0	93	86	101.2%	7	0
OTTAWA COUNTY	58	75	2	135	75	97.4%	60	0
PAINESVILLE	90	373	2	465	386	102.9%	79	1
PARMA	20	1,151	1	1,172	1,150	99.8%	22	0
PERRYSBURG	129	357	0	486	365	102.2%	121	0
PORTAGE CO. - KENT	93	361	3	457	381	104.7%	76	1
PORTAGE CO. - RAV.	143	725	13	881	702	95.1%	179	0
PORTSMOUTH	91	420	15	526	447	102.8%	79	1
ROCKY RIVER	59	357	0	416	352	98.6%	64	0
SANDUSKY	101	302	0	403	249	82.5%	154	0
SHAKER HEIGHTS	121	310	0	431	357	115.2%	74	0
SHELBY	52	73	0	125	88	120.5%	37	1
SIDNEY	29	234	3	266	242	102.1%	24	0
SOUTH EUCLID	13	89	0	102	84	94.4%	18	0
STEUBENVILLE	17	137	0	154	132	96.4%	22	0
STRUTHERS	20	74	0	94	76	102.7%	18	0
SYLVANIA	102	367	29	498	403	101.8%	95	0
TIFFIN	40	116	4	160	99	82.5%	61	1
TOLEDO	0	0	0	0	0	-	0	0
TOLEDO HOUSING	2,623	5,793	130	8,546	6,618	111.7%	1,928	0
UPPER SANDUSKY	6	30	0	36	34	113.3%	2	0
VAN WERT COUNTY	13	88	0	101	82	93.2%	19	0
VANDALIA	60	652	1	713	633	96.9%	80	0
VERMILION	12	97	1	110	85	86.7%	25	0
WADSWORTH	22	95	1	118	96	100.0%	22	0
WARREN	333	996	6	1,335	985	98.3%	350	12
WASHINGTON CH.	44	146	0	190	130	89.0%	60	0
WAYNE COUNTY	159	484	0	643	446	92.1%	197	24
WILLOUGHBY	67	494	12	573	477	94.3%	96	0
XENIA	205	195	6	406	341	169.7%	65	0
YOUNGSTOWN	1,336	1,015	4	2,355	2,236	219.4%	119	0
ZANESVILLE	6	285	0	291	281	98.6%	10	0
STATEWIDE	55,807	100,681	968	157,456	92,428	90.9%	65,028	20,237

MUNICIPAL COURTS

F.E.D. TERMINATIONS

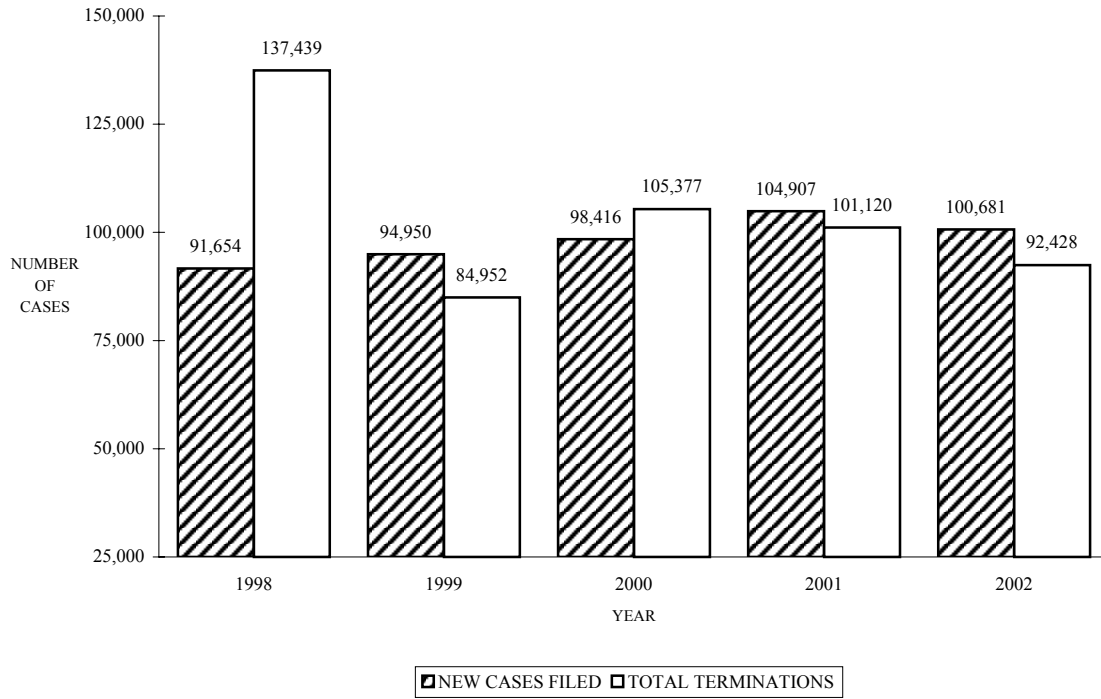
2002

COURT	JURY TRIAL	COURT TRIAL	DEFAULT HEARING BY JUDGE	DEFAULT HEARING BY MAGISTRATE	FOR WANT OF PROSECUTION	OTHER DISMISSALS	TRANSFERRED OUT	PRIVATE JUDGE REFERRAL	UNAVAILABLE ABILITY OF PARTY	BANKRUPTCY		TOTAL TERMINATIONS
										STAY / INTERLOCUTORY APPEAL	OTHER TERMINATIONS	
AKRON	0	0	787	971	2,052	301	15	0	1	7	75	4,209
ALLIANCE	5	9	75	0	68	68	2	0	0	1	7	235
ASHLAND	0	2	39	0	53	31	0	0	0	0	0	125
ASHTABULA	0	0	114	0	0	115	0	0	0	1	27	257
ATHENS COUNTY	0	0	52	0	1	41	1	0	0	0	11	106
AUGLAIZE COUNTY	0	1	82	0	2	26	0	0	0	0	0	111
AVON LAKE	0	0	9	0	0	34	1	0	0	0	0	44
BARBERTON	1	19	391	0	31	171	1	0	0	1	2	617
BEDFORD	0	0	754	6	28	657	0	0	0	0	26	1,471
BELLEFONTAINE	0	0	88	0	120	82	1	0	0	2	1	294
BELLEVUE	0	0	26	0	0	11	0	0	0	0	0	37
BEREA	0	0	26	12	0	237	2	0	0	0	288	565
BOWLING GREEN	0	2	65	32	7	87	1	0	0	2	1	197
BRYAN	0	3	110	0	7	36	0	0	0	0	1	157
CAMBRIDGE	0	0	1	57	0	23	0	0	0	3	0	84
CAMPBELL	0	0	44	0	0	19	0	0	0	0	0	63
CANTON	0	37	295	414	930	183	0	0	0	0	28	1,887
CELINA	0	72	0	0	0	21	0	0	0	0	0	93
CHAMPAIGN COUNTY	0	0	55	44	7	51	1	0	0	3	4	165
CHARDON	0	6	94	0	4	30	1	0	0	0	8	143
CHILLICOTHE	0	1	4	101	0	203	2	0	1	2	0	314
CIRCLEVILLE	0	1	3	193	0	117	0	0	0	3	2	319
CLARK COUNTY	0	4	9	192	498	227	0	0	0	0	0	930
CLERMONT COUNTY	0	15	1,167	54	84	650	3	0	0	1	0	1,974
CLEVELAND	0	0	0	0	0	0	0	0	0	0	0	0
CLEVELAND HEIGHTS	0	17	51	97	241	83	0	0	0	0	0	489
CLEVELAND HOUSING	0	144	14	7,758	1,124	576	1	0	0	9	1,363	10,989
CLINTON COUNTY	0	0	147	0	0	162	0	0	0	0	0	309
CONNEAUT	0	0	30	0	0	40	0	0	0	0	1	71
COSHOCTON	0	0	84	0	4	22	0	0	0	0	1	111
CRAWFORD COUNTY	0	0	206	0	0	24	0	0	0	0	0	230
CUYAHOGA FALLS	0	8	2	207	216	191	0	0	18	1	44	687
DAYTON	0	8	550	5	1,695	460	37	0	0	4	15	2,774
DEFIANCE	0	3	79	0	1	42	0	0	0	0	0	125
DELAWARE	0	0	2	108	118	188	0	0	1	3	4	424
EAST CLEVELAND	0	595	376	680	191	66	0	0	23	5	403	2,339
EAST LIVERPOOL	0	0	53	0	15	10	0	0	0	0	0	78
EATON	0	0	64	0	0	28	0	0	0	0	2	94
ELYRIA	0	0	0	382	81	401	0	0	0	8	22	894
EUCLID	0	6	514	0	28	412	8	0	0	0	1	969
FAIRBORN	0	0	64	0	208	121	1	0	0	0	4	398
FAIRFIELD	0	0	1	154	1	399	0	0	0	3	13	571
FINDLAY	0	195	0	0	44	128	0	0	0	0	0	367
FOSTORIA	0	0	26	0	31	17	0	0	0	0	1	75
FRANKLIN	0	0	0	179	0	77	0	0	0	0	0	256
FRANKLIN COUNTY	1	59	1,913	694	4	4,071	19	0	0	24	250	7,035
FRANKLIN CO. ENVIRO.	0	0	0	0	0	0	0	0	0	0	0	0
FREMONT	0	1	68	0	12	35	0	0	0	0	9	125
GALLIPOLIS	0	0	30	1	0	12	0	0	0	0	0	43
GARFIELD HEIGHTS	0	1	30	135	23	222	3	0	0	2	0	416
GIRARD	0	0	1	102	13	114	0	0	0	0	1	231
HAMILTON	0	0	0	420	669	381	0	0	0	0	4	1,474
HAMILTON COUNTY	0	10	7,535	0	8,655	0	7	0	0	0	11	16,218
HARDIN COUNTY	0	11	2	0	2	44	0	0	0	0	0	59
HILLSBORO	0	0	111	0	0	83	0	0	5	0	0	199
HOCKING COUNTY	0	0	56	0	0	17	0	0	0	0	0	73
HURON	0	0	35	0	0	15	0	0	0	0	0	50
IRONTON	0	1	17	96	0	31	1	0	0	0	0	146
JACKSON COUNTY	1	0	67	0	0	53	0	3	0	0	24	148
KETTERING	0	0	72	0	73	57	2	0	0	2	5	211
LAKEWOOD	0	246	160	0	17	359	0	0	0	3	0	785

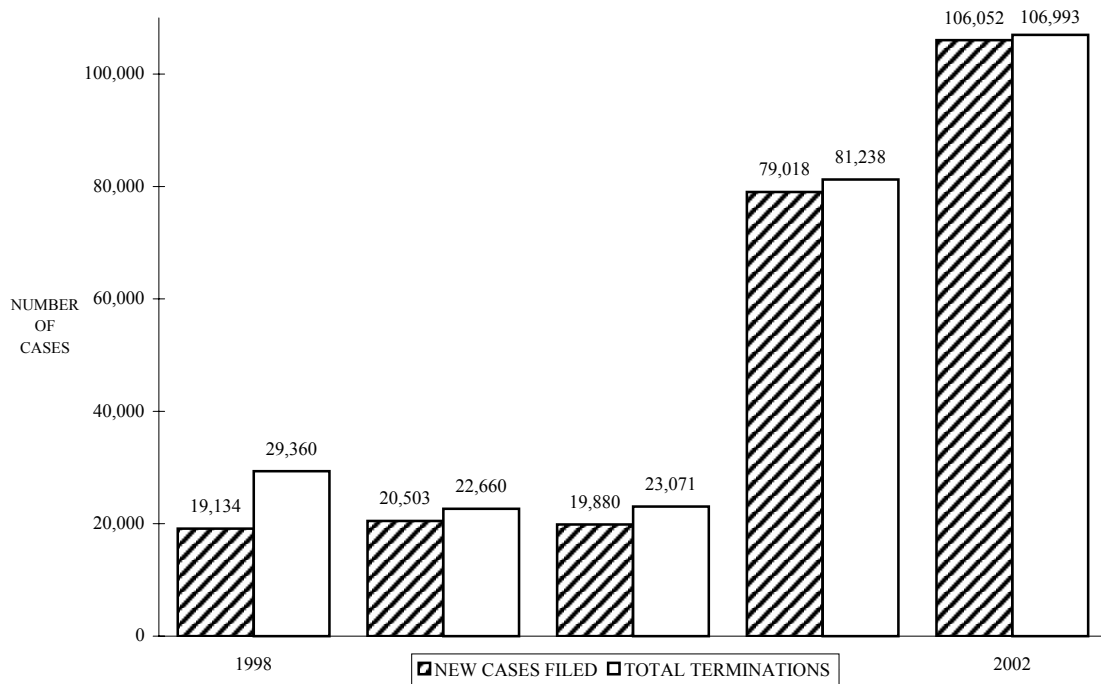
MUNICIPAL COURTS
F.E.D. TERMINATIONS (continued)
2002

<u>COURT</u>	<u>JURY TRIAL</u>	<u>COURT TRIAL</u>	<u>DEFAULT HEARING BY JUDGE</u>	<u>DEFAULT HEARING BY MAGISTRATE</u>	<u>FOR WANT OF PROSECUTION</u>	<u>OTHER DISMISSALS</u>	<u>TRANSFERRED OUT</u>	<u>PRIVATE JUDGE REFERRAL</u>	<u>UNAVAILABLE OF PARTY</u>	<u>STAY / INTERLOCUTORY APPEAL</u>	<u>OTHER TERMINATIONS</u>	<u>TOTAL TERMINATIONS</u>
LANCASTER (Fairfield Co.)	1	250	37	0	0	237	2	0	0	3	10	540
LAWRENCE COUNTY	0	0	58	32	0	22	0	0	0	0	5	117
LEBANON	0	0	29	162	71	3	0	0	0	1	3	269
LICKING COUNTY	0	3	133	0	381	200	0	0	0	3	2	722
LIMA	0	0	2	754	0	2	0	0	0	3	7	768
LORAIN	0	0	0	74	312	562	0	0	0	7	0	955
LYNDHURST	0	2	119	0	0	225	0	0	0	0	0	346
MADISON COUNTY	0	107	2	0	0	70	0	0	0	0	0	179
MANSFIELD	0	8	27	36	61	162	0	0	0	0	357	651
MARIETTA	0	35	31	0	11	75	1	0	0	0	0	153
MARION	0	0	429	0	0	1	0	0	0	0	10	440
MARYSVILLE	0	0	2	98	13	129	0	0	0	0	0	242
MASON	0	0	29	34	157	8	1	0	0	1	0	230
MASSILLON	0	1	202	40	102	139	1	0	0	3	0	488
MAUMEE	1	9	11	0	11	30	0	0	0	2	0	64
MEDINA	0	0	44	131	105	153	3	0	0	4	0	440
MENTOR	0	1	127	0	0	135	0	0	0	1	1	265
MIAMI	0	5	132	52	0	93	0	1	1	7	207	498
MIAMISBURG	1	51	45	0	272	262	0	0	0	4	0	635
MIDDLETOWN	1	4	0	836	50	870	1	0	0	2	0	1,764
MOUNT VERNON	0	0	45	0	53	42	0	0	0	1	0	141
NAPOLEON	0	0	27	0	39	0	0	0	0	0	0	66
NEW PHILADELPHIA	0	1	6	170	0	127	0	0	0	4	15	323
NEWTON FALLS	0	3	53	0	17	35	0	0	0	1	0	109
NILES	0	30	78	0	13	26	0	0	0	1	53	201
NORWALK	0	1	194	0	10	99	0	0	0	3	0	307
OAKWOOD	0	2	0	0	0	1	0	0	0	0	3	6
OBERLIN	0	0	7	1	0	78	0	0	0	1	1	88
OREGON	0	0	20	0	0	66	0	0	0	0	0	86
OTTAWA COUNTY	0	0	43	0	6	26	0	0	0	0	0	75
PAINESVILLE	0	21	223	4	9	124	1	0	0	2	2	386
PARMA	0	2	0	6	2	14	1,119	0	0	0	7	1,150
PERRYSBURG	0	0	69	0	292	1	0	0	0	3	0	365
PORTAGE CO. - KENT	0	23	102	12	108	128	1	0	0	4	3	381
PORTAGE CO. - RAV.	0	7	127	60	183	309	11	0	1	4	0	702
PORTSMOUTH	0	357	15	6	11	47	8	0	0	0	3	447
ROCKY RIVER	0	5	90	44	59	152	1	0	0	0	1	352
SANDUSKY	0	2	8	162	24	50	2	0	0	1	0	249
SHAKER HEIGHTS	0	3	45	40	89	160	2	0	0	14	4	357
SHELBY	0	0	75	0	0	13	0	0	0	0	0	88
SIDNEY	0	1	182	0	0	58	0	0	0	1	0	242
SOUTH EUCLID	0	1	0	32	2	44	0	0	0	2	3	84
STEUBENVILLE	0	1	91	0	0	38	0	0	0	0	2	132
STRUTHERS	0	0	45	0	0	29	0	0	0	1	1	76
SYLVANIA	0	95	61	0	0	246	1	0	0	0	0	403
TIFFIN	1	59	3	1	9	18	0	0	0	1	7	99
TOLEDO	0	0	0	0	0	0	0	0	0	0	1	1
TOLEDO HOUSING	0	8	246	3,769	1,162	955	29	0	0	3	446	6,618
UPPER SANDUSKY	0	1	29	0	2	2	0	0	0	0	0	34
VAN WERT COUNTY	0	0	35	0	0	47	0	0	0	0	0	82
VANDALIA	0	0	0	472	17	144	0	0	0	0	0	633
VERMILION	0	23	28	0	2	31	0	0	0	0	1	85
WADSWORTH	0	1	39	0	0	49	0	0	0	0	7	96
WARREN	0	698	0	1	11	246	4	0	0	3	22	985
WASHINGTON CH.	0	0	93	0	0	37	0	0	0	0	0	130
WAYNE COUNTY	0	1	3	177	0	202	0	0	0	1	62	446
WILLOUGHBY	0	7	201	0	246	14	2	0	0	4	3	477
XENIA	0	2	40	0	221	75	1	0	0	1	1	341
YOUNGSTOWN	0	0	15	590	0	273	2	0	0	0	1356	2,236
ZANESVILLE	0	3	199	0	0	79	0	0	0	0	0	281
STATEWIDE	13	3,311	20,646	20,890	21,491	19,825	1,303	4	51	187	5,265	92,986

MUNICIPAL COURTS-F.E.D. CASES
 STATEWIDE NEW CASES FILED AND TOTAL TERMINATIONS COMPARISON
 1998-2002



MUNICIPAL COURTS-OTHER CIVIL CASES
 STATEWIDE NEW CASES FILED AND TOTAL TERMINATIONS COMPARISON
 1998-2002



MUNICIPAL COURTS
OTHER CIVIL OVERALL CASELOADS
2002

<i>COURT</i>	<i>CASES</i>		<i>REACTIVATIONS AND TRANSFERS</i>	<i>TOTAL CASES</i>	<i>TOTAL TERMIN- ATIONS</i>	<i>CLEARANCE RATE</i>	<i>CASES PENDING DECEMBER 31</i>	<i>CASES PENDING BEYOND TIME GUIDELINES</i>
	<i>PENDING JANUARY 1</i>	<i>NEW FILINGS</i>						
AKRON	38	288	5	331	281	95.9%	50	0
ALLIANCE	5	20	0	25	23	115.0%	2	0
ASHLAND	0	39	0	39	36	92.3%	3	0
ASHTABULA	56	98	0	154	113	115.3%	41	0
ATHENS COUNTY	4	12	0	16	15	125.0%	1	0
AUGLAIZE COUNTY	45	8	0	53	6	75.0%	47	0
AVON LAKE	3	13	0	16	10	76.9%	6	0
BARBERTON	14	35	0	49	47	134.3%	2	0
BEDFORD	1	47	0	48	45	95.7%	3	0
BELLEFONTAINE	9	13	0	22	16	123.1%	6	25
BELLEVUE	1	9	0	10	8	88.9%	2	0
BEREA	869	75	12	956	907	1042.5%	49	0
BOWLING GREEN	5	22	0	27	22	100.0%	5	0
BRYAN	0	15	1	16	14	87.5%	2	0
CAMBRIDGE	3	19	0	22	20	105.3%	2	1
CAMPBELL	1	2	0	3	3	150.0%	0	0
CANTON	0	55	0	55	55	100.0%	0	0
CELINA	8	13	7	28	27	135.0%	1	0
CHAMPAIGN COUNTY	3	18	0	21	15	83.3%	6	0
CHARDON	6	26	2	34	27	96.4%	7	0
CHILLICOTHE	17	27	0	44	16	59.3%	28	0
CIRCLEVILLE	1	17	0	18	13	76.5%	5	0
CLARK COUNTY	10	24	1	35	23	92.0%	12	0
CLERMONT COUNTY	388	566	11	965	729	126.3%	236	0
CLEVELAND	161	3,971	28	4,160	3,966	99.2%	194	0
CLEVELAND HEIGHTS	8	58	0	66	58	100.0%	8	0
CLEVELAND HOUSING	113	30	21	164	45	88.2%	119	0
CLINTON COUNTY	14	27	0	41	37	137.0%	4	0
CONNEAUT	3	5	1	9	7	116.7%	2	0
COSHOCTON	2	23	2	27	26	104.0%	1	0
CRAWFORD COUNTY	2	49	0	51	45	91.8%	6	0
CUYAHOGA FALLS	26	103	0	129	106	102.9%	23	0
DAYTON	105	82	833	1,020	926	101.2%	94	0
DEFIANCE	12	74	0	86	82	110.8%	4	0
DELAWARE	0	28	1	29	28	96.6%	1	0
EAST CLEVELAND	4	4	3	11	14	200.0%	0	0
EAST LIVERPOOL	3	14	1	18	13	86.7%	5	1
EATON	5	13	1	19	15	107.1%	4	0
ELYRIA	12	47	19	78	67	101.5%	11	0
EUCLID	0	32	0	32	27	84.4%	5	0
FAIRBORN	1	15	0	16	11	73.3%	5	0
FAIRFIELD	5	26	0	31	21	80.8%	10	1
FINDLAY	0	1	5	6	6	100.0%	0	0
FOSTORIA	0	20	4	24	21	87.5%	3	0
FRANKLIN	16	11	0	27	14	127.3%	13	2
FRANKLIN COUNTY	368	711	174	1,253	1,075	121.5%	178	173
FRANKLIN CO. ENVIRO.	0	0	0	0	0	-	0	0
FREMONT	1	16	0	17	15	93.8%	2	0
GALLIPOLIS	30	7	3	40	32	320.0%	8	0
GARFIELD HEIGHTS	10	191	0	201	195	102.1%	6	0
GIRARD	8	6	0	14	4	66.7%	10	4
HAMILTON	66	31	1	98	13	40.6%	85	0
HAMILTON COUNTY	13,680	85,971	0	99,651	84,820	98.7%	14,831	0
HARDIN COUNTY	4	13	0	17	10	76.9%	7	0
HILLSBORO	129	430	0	559	344	80.0%	215	0
HOCKING COUNTY	8	10	0	18	8	80.0%	10	7
HURON	18	75	0	93	61	81.3%	32	1
IRONTON	0	3	0	3	3	100.0%	0	0
JACKSON COUNTY	86	394	2	482	383	96.7%	99	0
KETTERING	14	172	1	187	164	94.8%	23	0
LAKEWOOD	26	47	1	74	47	97.9%	27	0

MUNICIPAL COURTS
OTHER CIVIL OVERALL CASELOADS (continued)
2002

<u>COURT</u>	<u>CASES</u>		<u>REACTIVATIONS</u>		<u>TOTAL</u>	<u>TERMIN-</u>	<u>CLEARANCE</u>	<u>CASES</u>	<u>CASES PENDING</u>
	<u>PENDING</u>	<u>NEW</u>	<u>AND</u>	<u>TOTAL</u>					
	<u>JANUARY 1</u>	<u>FILINGS</u>	<u>TRANSFERS</u>	<u>CASES</u>					<u>GUIDELINES</u>
LANCASTER	6	27	1	34	27	96.4%	7	0	
LAWRENCE COUNTY	2	4	0	6	6	150.0%	0	0	
LEBANON	137	145	2	284	115	78.2%	169	154	
LICKING COUNTY	2	34	2	38	32	88.9%	6	0	
LIMA	6	73	0	79	47	64.4%	32	0	
LORAIN	171	166	0	337	52	31.3%	285	0	
LYNDHURST	90	330	0	420	393	119.1%	27	0	
MADISON COUNTY	0	3	0	3	2	66.7%	1	0	
MANSFIELD	716	1,814	0	2,530	1,310	72.2%	1,220	22	
MARIETTA	4	0	10	14	6	60.0%	8	0	
MARION	144	886	4	1,034	832	93.5%	202	0	
MARYSVILLE	0	7	0	7	7	100.0%	0	0	
MASON	142	276	3	421	313	112.2%	108	0	
MASSILLON	10	28	1	39	28	96.6%	11	0	
MAUMEE	0	15	0	15	14	93.3%	1	0	
MEDINA	161	798	7	966	751	93.3%	215	10	
MENTOR	3	19	2	24	17	81.0%	7	0	
MIAMI	629	322	40	991	98	27.1%	893	0	
MIAMISBURG	131	1,024	12	1,167	912	88.0%	255	0	
MIDDLETOWN	4	5	6	15	14	127.3%	1	0	
MOUNT VERNON	214	584	4	802	637	108.3%	165	3	
NAPOLEON	18	34	0	52	48	141.2%	4	0	
NEW PHILADELPHIA	27	198	0	225	211	106.6%	14	0	
NEWTON FALLS	1	7	0	8	8	114.3%	0	0	
NILES	4	8	0	12	11	137.5%	1	0	
NORWALK	0	23	0	23	20	87.0%	3	0	
OAKWOOD	50	80	2	132	99	120.7%	33	0	
OBERLIN	6	12	1	19	14	107.7%	5	0	
OREGON	9	38	2	49	42	105.0%	7	0	
OTTAWA COUNTY	2	4	0	6	5	125.0%	1	0	
PAINESVILLE	10	59	13	82	72	100.0%	10	0	
PARMA	36	67	1	104	94	138.2%	10	0	
PERRYSBURG	7	31	0	38	33	106.5%	5	0	
PORTAGE CO. - KENT	8	821	0	829	820	99.9%	9	0	
PORTAGE CO. - RAV.	11	1,376	3	1,390	1,380	100.1%	10	0	
PORTSMOUTH	66	111	5	182	115	99.1%	67	0	
ROCKY RIVER	12	152	75	239	224	98.7%	15	0	
SANDUSKY	1	22	0	23	23	104.5%	0	0	
SHAKER HEIGHTS	20	39	0	59	26	66.7%	33	0	
SHELBY	0	0	0	0	0	-	0	0	
SIDNEY	2	16	0	18	17	106.3%	1	0	
SOUTH EUCLID	1	12	0	13	12	100.0%	1	0	
STEUBENVILLE	66	291	14	371	266	87.2%	105	0	
STRUTHERS	7	5	2	14	8	114.3%	6	32	
SYLVANIA	0	6	0	6	6	100.0%	0	0	
TIFFIN	12	67	0	79	73	109.0%	6	0	
TOLEDO	8	233	603	844	824	98.6%	20	0	
TOLEDO HOUSING	0	0	0	0	0	-	0	0	
UPPER SANDUSKY	13	189	2	204	163	85.3%	41	0	
VAN WERT COUNTY	2	23	0	25	20	87.0%	5	0	
VANDALIA	14	121	0	135	117	96.7%	18	0	
VERMILION	3	8	0	11	11	137.5%	0	0	
WADSWORTH	38	213	2	253	202	94.0%	51	0	
WARREN	9	46	0	55	41	89.1%	14	0	
WASHINGTON CH.	2	4	0	6	4	100.0%	2	0	
WAYNE COUNTY	24	32	0	56	37	115.6%	19	0	
WILLOUGHBY	5	54	2	61	46	82.1%	15	0	
XENIA	15	47	0	62	55	117.0%	7	0	
YOUNGSTOWN	144	48	2	194	173	346.0%	21	0	
ZANESVILLE	137	824	0	961	880	106.8%	81	0	
STATEWIDE	19,789	106,052	1,963	127,804	106,993	99.1%	20,811	436	

**MUNICIPAL COURTS
OTHER CIVIL TERMINATIONS
2002**

<u>COURT</u>	<u>JURY TRIAL</u>	<u>COURT TRIAL</u>	<u>DEFAULT HEARING BY JUDGE</u>	<u>DEFAULT HEARING BY MAGISTRATE</u>	<u>FOR WANT OF PROSECUTION</u>	<u>OTHER DISMISSALS</u>	<u>TRANSFERRED OUT</u>	<u>PRIVATE JUDGE REFERRAL</u>	<u>UNAVAILABLE OF PARTY</u>	<u>BANKRUPTCY</u>		<u>TOTAL TERMINATIONS</u>
										<u>STAY / INTER-LOCUTORY APPEAL</u>	<u>OTHER TERMINATIONS</u>	
AKRON	0	1	119	108	31	18	0	0	0	0	4	281
ALLIANCE	0	0	12	0	2	7	0	0	0	0	2	23
ASHLAND	0	1	27	0	0	2	0	0	0	0	6	36
ASHTABULA	0	0	7	0	0	4	0	0	0	0	102	113
ATHENS COUNTY	0	0	5	0	0	3	0	0	0	0	7	15
AUGLAIZE COUNTY	0	0	4	0	1	0	0	0	0	1	0	6
AVON LAKE	0	0	6	0	0	3	0	0	0	0	1	10
BARBERTON	0	0	41	0	1	5	0	0	0	0	0	47
BEDFORD	0	0	4	0	0	1	0	0	0	3	37	45
BELLEFONTAINE	0	1	5	0	0	3	1	0	0	0	6	16
BELLEVUE	0	0	7	0	0	1	0	0	0	0	0	8
BEREA	0	0	0	4	0	2	0	0	0	0	901	907
BOWLING GREEN	0	0	13	0	0	2	0	0	0	0	7	22
BRYAN	0	0	9	0	0	1	0	0	0	0	4	14
CAMBRIDGE	0	1	0	0	0	19	0	0	0	0	0	20
CAMPBELL	0	0	3	0	0	0	0	0	0	0	0	3
CANTON	0	0	54	0	0	1	0	0	0	0	1	56
CELINA	0	0	12	0	1	6	0	0	0	0	8	27
CHAMPAIGN COUNTY	0	1	0	0	2	8	0	0	0	0	4	15
CHARDON	0	2	1	0	1	18	0	0	0	1	4	27
CHILLICOTHE	0	0	1	5	0	9	0	0	0	0	1	16
CIRCLEVILLE	0	0	9	1	0	3	0	0	0	0	0	13
CLARK COUNTY	0	0	11	0	2	6	2	0	0	1	1	23
CLERMONT COUNTY	0	18	239	18	26	329	1	0	0	1	97	729
CLEVELAND	0	0	0	13	9	77	1	0	0	17	3,849	3,966
CLEVELAND HEIGHTS	0	0	0	29	1	1	0	0	0	0	27	58
CLEVELAND HOUSING	0	9	0	0	5	6	0	0	0	0	25	45
CLINTON COUNTY	1	18	12	0	0	5	0	0	0	0	1	37
CONNEAUT	0	0	3	0	0	4	0	0	0	0	0	7
COSHOCTON	0	2	13	0	1	9	0	0	0	0	1	26
CRAWFORD COUNTY	0	0	45	0	0	0	0	0	0	0	0	45
CUYAHOGA FALLS	0	0	19	2	8	5	0	0	0	0	72	106
DAYTON	0	1	1	0	0	50	18	0	0	1	855	926
DEFIANCE	0	0	6	0	17	28	0	0	0	0	31	82
DELAWARE	0	5	0	0	0	1	1	0	0	1	20	28
EAST CLEVELAND	0	4	1	4	0	1	0	0	0	0	4	14
EAST LIVERPOOL	1	0	8	0	0	0	1	0	0	0	3	13
EATON	0	0	9	0	0	5	0	0	0	0	1	15
ELYRIA	0	0	0	5	0	3	0	0	0	0	59	67
EUCLID	0	0	25	0	2	0	0	0	0	0	0	27
FAIRBORN	0	0	2	0	0	3	0	0	0	0	6	11
FAIRFIELD	0	0	0	3	0	1	0	0	0	0	17	21
FINDLAY	0	0	0	0	0	0	0	0	0	0	6	6
FOSTORIA	0	0	9	0	0	5	0	0	0	1	6	21
FRANKLIN	0	0	1	0	0	13	0	0	0	0	0	14
FRANKLIN COUNTY	1	42	76	257	0	152	0	10	0	2	535	1,075
FRANKLIN CO. ENVIRO.	0	0	0	0	0	0	0	0	0	0	0	0
FREMONT	0	0	10	0	0	3	0	0	0	0	2	15
GALLIPOLIS	1	2	8	1	0	18	0	0	0	0	2	32
GARFIELD HEIGHTS	0	29	1	0	1	2	0	0	0	0	162	195
GIRARD	0	0	1	0	0	1	0	0	1	0	1	4
HAMILTON	0	1	1	0	0	9	0	0	0	0	2	13
HAMILTON COUNTY	0	0	280	0	2	0	0	0	0	0	84,538	84,820
HARDIN COUNTY	0	0	3	0	1	5	0	0	0	0	1	10
HILLSBORO	0	0	289	0	0	41	1	0	10	3	0	344
HOCKING COUNTY	0	0	5	0	2	1	0	0	0	0	0	8
HURON	0	0	46	0	0	13	0	0	0	2	0	61
IRONTON	0	0	3	0	0	0	0	0	0	0	0	3
JACKSON COUNTY	10	0	306	0	0	55	1	2	0	3	6	383
KETTERING	0	0	61	0	0	10	11	0	0	0	82	164
LAKEWOOD	0	0	40	0	1	6	0	0	0	0	0	47

MUNICIPAL COURTS
OTHER CIVIL TERMINATIONS (continued)
2002

COURT	JURY TRIAL	COURT TRIAL	DEFAULT HEARING BY JUDGE	DEFAULT HEARING BY MAGISTRATE	FOR WANT OF PROSECUTION	OTHER DISMISSALS	TRANSFERRED OUT	PRIVATE JUDGE REFERRAL	UNAVAILABLE OF PARTY	BANKRUPTCY		TOTAL TERMINATIONS
										STAY / INTER-LOCUTORY APPEAL	OTHER TERMINATIONS	
LANCASTER	0	12	8	0	0	7	0	0	0	0	0	27
LAWRENCE COUNTY	0	0	5	0	0	0	0	0	0	0	1	6
LEBANON	0	0	78	3	15	9	1	0	0	2	7	115
LICKING COUNTY	0	4	15	0	0	9	0	0	0	0	4	32
LIMA	0	0	3	0	0	4	0	0	0	0	40	47
LORAIN	0	0	0	9	0	38	0	0	0	1	4	52
LYNDHURST	0	1	1	0	0	0	0	0	0	0	391	393
MADISON COUNTY	0	1	0	0	0	1	0	0	0	0	0	2
MANSFIELD	1	32	460	460	4	231	0	0	0	4	118	1,310
MARIETTA	0	1	2	0	0	2	1	0	0	0	0	6
MARION	0	0	801	0	0	15	0	0	0	0	16	832
MARYSVILLE	0	4	1	0	1	1	0	0	0	0	0	7
MASON	0	0	110	52	131	8	3	0	0	9	0	313
MASSILLON	0	0	14	1	1	12	0	0	0	0	0	28
MAUMEE	0	3	0	0	0	3	0	0	0	0	8	14
MEDINA	0	0	405	190	18	120	7	0	0	11	0	751
MENTOR	0	1	1	0	0	2	0	0	0	0	13	17
MIAMI	0	0	0	0	0	5	0	0	0	6	87	98
MIAMISBURG	0	285	468	14	24	108	2	0	0	9	2	912
MIDDLETOWN	0	0	0	6	3	4	1	0	0	0	0	14
MOUNT VERNON	0	1	532	0	27	73	1	0	0	2	1	637
NAPOLEON	0	2	1	0	19	1	0	0	0	1	24	48
NEW PHILADELPHIA	0	0	9	192	0	3	0	0	0	0	7	211
NEWTON FALLS	0	3	5	0	0	0	0	0	0	0	0	8
NILES	0	0	1	0	0	3	0	0	0	0	7	11
NORWALK	0	17	1	0	0	1	1	0	0	0	0	20
OAKWOOD	0	0	63	0	7	17	1	0	0	0	11	99
OBERLIN	0	0	6	0	0	5	1	0	1	0	1	14
OREGON	1	0	17	0	0	23	1	0	0	0	0	42
OTTAWA COUNTY	0	0	5	0	0	0	0	0	0	0	0	5
PAINESVILLE	0	1	3	3	3	13	0	0	0	0	49	72
PARMA	0	0	0	35	0	36	0	0	0	0	23	94
PERRYSBURG	0	0	2	0	1	0	0	0	0	0	30	33
PORTAGE CO. - KENT	0	0	1	4	0	814	0	0	0	0	1	820
PORTAGE CO. - RAV.	0	0	1	4	0	1,367	3	0	0	1	4	1,380
PORTSMOUTH	1	22	68	0	6	10	4	0	0	0	4	115
ROCKY RIVER	0	137	0	0	4	6	75	0	0	1	1	224
SANDUSKY	0	0	23	0	0	0	0	0	0	0	0	23
SHAKER HEIGHTS	0	0	17	4	0	3	0	0	0	0	2	26
SHELBY	0	0	0	0	0	0	0	0	0	0	0	0
SIDNEY	0	0	0	0	0	17	0	0	0	0	0	17
SOUTH EUCLID	0	0	0	0	0	2	0	0	0	0	10	12
STEUBENVILLE	0	2	195	0	0	53	0	0	1	6	9	266
STRUTHERS	0	0	4	0	0	4	0	0	0	0	0	8
SYLVANIA	0	0	5	0	0	1	0	0	0	0	0	6
TIFFIN	0	0	1	0	10	7	0	0	0	0	55	73
TOLEDO	0	0	3	0	1	6	3	0	0	0	811	824
TOLEDO HOUSING	0	0	0	0	0	0	0	0	0	0	0	0
UPPER SANDUSKY	0	0	118	0	19	11	0	0	0	1	14	163
VAN WERT COUNTY	0	0	19	0	1	0	0	0	0	0	0	20
VANDALIA	0	0	0	93	11	13	0	0	0	0	0	117
VERMILION	0	0	10	0	0	1	0	0	0	0	0	11
WADSWORTH	0	1	137	0	0	50	0	0	0	3	11	202
WARREN	0	1	5	1	0	8	0	0	0	0	26	41
WASHINGTON CH.	0	0	4	0	0	0	0	0	0	0	0	4
WAYNE COUNTY	0	11	2	5	0	10	0	0	0	0	9	37
WILLOUGHBY	0	0	1	0	9	0	0	0	0	0	36	46
XENIA	0	1	7	0	1	12	0	0	0	0	34	55
YOUNGSTOWN	0	0	0	2	0	2	0	0	0	0	169	173
ZANESVILLE	0	26	762	0	9	80	0	0	0	3	0	880
STATEWIDE	17	707	6,273	1,528	442	4,215	143	12	13	97	93,547	106,994

MUNICIPAL COURTS
SMALL CLAIMS OVERALL CASELOADS
2002

<i>COURT</i>	<i>CASES PENDING JANUARY 1</i>	<i>NEW FILINGS</i>	<i>REACTIVATIONS AND TRANSFERS</i>	<i>TOTAL CASES</i>	<i>TOTAL TERMIN- ATIONS</i>	<i>CLEARANCE RATE</i>	<i>CASES PENDING DECEMBER 31</i>	<i>CASES PENDING BEYOND TIME GUIDELINES</i>
AKRON	451	1,602	23	2,076	1,626	100.1%	450	0
ALLIANCE	44	345	0	389	357	103.5%	32	0
ASHLAND	96	553	1	650	577	104.2%	73	3
ASHTABULA	34	270	15	319	301	105.6%	18	0
ATHENS COUNTY	35	351	4	390	347	97.7%	43	0
AUGLAIZE COUNTY	14	218	0	232	192	88.1%	40	0
AVON LAKE	13	122	11	146	119	89.5%	27	0
BARBERTON	107	576	1	684	502	87.0%	182	0
BEDFORD	216	1,028	71	1,315	1,068	97.2%	247	0
BELLEFONTAINE	238	1,788	0	2,026	1,832	102.5%	194	0
BELLEVUE	8	144	0	152	143	99.3%	9	0
BEREA	885	1,200	62	2,147	1,493	118.3%	654	0
BOWLING GREEN	110	547	4	661	555	100.7%	106	0
BRYAN	169	432	8	609	543	123.4%	66	0
CAMBRIDGE	25	148	0	173	155	104.7%	18	0
CAMPBELL	9	37	0	46	39	105.4%	7	0
CANTON	172	1,222	0	1,394	1,265	103.5%	129	0
CELINA	65	455	2	522	454	99.3%	68	1
CHAMPAIGN COUNTY	63	303	0	366	327	107.9%	39	0
CHARDON	79	495	11	585	524	103.6%	61	1
CHILLICOTHE	47	485	11	543	451	90.9%	92	0
CIRCLEVILLE	103	329	1	433	341	103.3%	92	0
CLARK COUNTY	166	461	0	627	440	95.4%	187	0
CLERMONT COUNTY	199	758	9	966	814	106.1%	152	6
CLEVELAND	1,760	5,481	242	7,483	5,420	94.7%	2,063	0
CLEVELAND HEIGHTS	48	285	0	333	296	103.9%	37	0
CLEVELAND HOUSING	0	0	0	0	0	-	0	0
CLINTON COUNTY	143	612	0	755	703	114.9%	52	0
CONNEAUT	23	115	0	138	124	107.8%	14	0
COSHOCTON	24	365	2	391	362	98.6%	29	0
CRAWFORD COUNTY	71	442	0	513	455	102.9%	58	0
CUYAHOGA FALLS	236	1,089	2	1,327	990	90.7%	337	0
DAYTON	709	1,135	0	1,844	1,154	101.7%	690	0
DEFIANCE	79	489	3	571	534	108.5%	37	0
DELAWARE	72	362	6	440	400	108.7%	40	0
EAST CLEVELAND	164	387	18	569	369	91.1%	200	0
EAST LIVERPOOL	24	67	0	91	77	114.9%	14	5
EATON	23	122	0	145	120	98.4%	25	2
ELYRIA	366	1,076	0	1,442	1,137	105.7%	305	0
EUCLID	92	335	1	428	358	106.5%	70	0
FAIRBORN	55	331	9	395	345	101.5%	50	0
FAIRFIELD	27	257	1	285	254	98.4%	31	0
FINDLAY	170	1,049	9	1,228	1,013	95.7%	215	0
FOSTORIA	32	175	1	208	198	112.5%	10	0
FRANKLIN	39	89	0	128	82	92.1%	46	2
FRANKLIN COUNTY	3,583	11,128	164	14,875	10,305	91.3%	4,570	2,143
FRANKLIN CO. ENVIRO.	0	0	0	0	0	-	0	0
FREMONT	65	548	10	623	563	100.9%	60	0
GALLIPOLIS	70	974	20	1,064	982	98.8%	82	0
GARFIELD HEIGHTS	236	1,388	18	1,642	1,486	105.7%	156	0
GIRARD	69	410	0	479	382	93.2%	97	27
HAMILTON	381	986	2	1,369	923	93.4%	446	0
HAMILTON COUNTY	2,122	5,246	72	7,440	5,131	96.5%	2,309	0
HARDIN COUNTY	91	369	0	460	403	109.2%	57	1
HILLSBORO	61	279	33	373	277	88.8%	96	0
HOCKING COUNTY	68	239	4	311	245	100.8%	66	29
HURON	21	60	0	81	78	130.0%	3	0
IRONTON	16	111	0	127	102	91.9%	25	0
JACKSON COUNTY	77	409	8	494	463	111.0%	31	1
KETTERING	142	511	0	653	551	107.8%	102	11
LAKESWOOD	312	1,400	0	1,712	1,191	85.1%	521	0

MUNICIPAL COURTS
SMALL CLAIMS OVERALL CASELOADS (continued)
2002

<i>COURT</i>	<i>CASES PENDING JANUARY 1</i>	<i>NEW FILINGS</i>	<i>REACTIVATIONS AND TRANSFERS</i>	<i>TOTAL CASES</i>	<i>TOTAL TERMIN- ATIONS</i>	<i>CLEARANCE RATE</i>	<i>CASES PENDING DECEMBER 31</i>	<i>CASES PENDING BEYOND TIME GUIDELINES</i>
LANCASTER (Fairfield County)	114	554	1	669	583	105.0%	86	0
LAWRENCE COUNTY	77	242	6	325	257	103.6%	68	0
LEBANON	58	231	1	290	208	89.7%	82	46
LICKING COUNTY	117	941	0	1,058	967	102.8%	91	0
LIMA	106	464	58	628	539	103.3%	89	0
LORAIN	0	308	0	308	287	93.2%	21	0
LYNDHURST	141	606	0	747	618	102.0%	129	0
MADISON COUNTY	57	312	4	373	299	94.6%	74	0
MANSFIELD	383	1,214	1	1,598	1,269	104.4%	329	0
MARIETTA	74	317	0	391	271	85.5%	120	23
MARION	51	414	1	466	417	100.5%	49	0
MARYSVILLE	72	191	5	268	238	121.4%	30	0
MASON	49	108	0	157	134	124.1%	23	0
MASSILLON	166	975	0	1,141	1,014	104.0%	127	0
MAUMEE	50	233	0	283	233	100.0%	50	0
MEDINA	172	509	1	682	586	114.9%	96	3
MENTOR	75	426	9	510	446	102.5%	64	0
MIAMI	957	1,101	123	2,181	851	69.5%	1,330	0
MIAMISBURG	30	192	3	225	200	102.6%	25	0
MIDDLETOWN	115	543	11	669	551	99.5%	118	0
MOUNT VERNON	50	279	1	330	285	101.8%	45	0
NAPOLEON	95	583	0	678	564	96.7%	114	0
NEW PHILADELPHIA	276	661	16	953	767	113.3%	186	32
NEWTON FALLS	14	72	0	86	79	109.7%	7	0
NILES	67	396	3	466	346	86.7%	120	2
NORWALK	47	556	4	607	546	97.5%	61	0
OAKWOOD	0	15	0	15	15	100.0%	0	0
OBERLIN	29	241	0	270	222	92.1%	48	4
OREGON	22	100	0	122	105	105.0%	17	0
OTTAWA COUNTY	40	403	0	443	376	93.3%	67	0
PAINESVILLE	39	334	13	386	337	97.1%	49	0
PARMA	193	1,109	2	1,304	1,135	102.2%	169	0
PERRYSBURG	55	535	0	590	517	96.6%	73	0
PORTAGE CO. - KENT	52	199	1	252	205	102.5%	47	6
PORTAGE CO. - RAV.	224	906	21	1,151	998	107.7%	153	5
PORTSMOUTH	114	402	6	522	403	98.8%	119	0
ROCKY RIVER	163	788	5	956	803	101.3%	153	3
SANDUSKY	275	1,546	2	1,823	1,509	97.5%	314	0
SHAKER HEIGHTS	170	1,088	0	1,258	1,107	101.7%	151	0
SHELBY	29	200	0	229	204	102.0%	25	0
SIDNEY	75	452	1	528	464	102.4%	64	0
SOUTH EUCLID	71	408	2	481	419	102.2%	62	0
STEUBENVILLE	50	239	0	289	266	111.3%	23	0
STRUTHERS	77	117	3	197	121	100.8%	76	36
SYLVANIA	52	463	0	515	470	101.5%	45	0
TIFFIN	38	550	3	591	515	93.1%	76	0
TOLEDO	953	2,884	78	3,915	3,160	106.7%	755	0
TOLEDO HOUSING	0	0	0	0	0	-	0	0
UPPER SANDUSKY	20	281	1	302	283	100.4%	19	0
VAN WERT COUNTY	15	126	0	141	133	105.6%	8	1
VANDALIA	68	358	3	429	371	102.8%	58	0
VERMILION	12	89	0	101	86	96.6%	15	0
WADSWORTH	31	234	2	267	229	97.0%	38	0
WARREN	286	1,196	16	1,498	1,237	102.1%	261	47
WASHINGTON CH.	57	300	0	357	273	91.0%	84	0
WAYNE COUNTY	415	1,323	4	1,742	1,379	103.9%	363	0
WILLOUGHBY	56	605	8	669	607	99.0%	62	0
XENIA	33	241	6	280	244	98.8%	36	0
YOUNGSTOWN	281	882	0	1,163	853	96.7%	310	0
ZANESVILLE	35	324	0	359	335	103.4%	24	0
STATEWIDE	22,262	83,556	1,284	107,102	83,874	98.9%	23,228	2,440

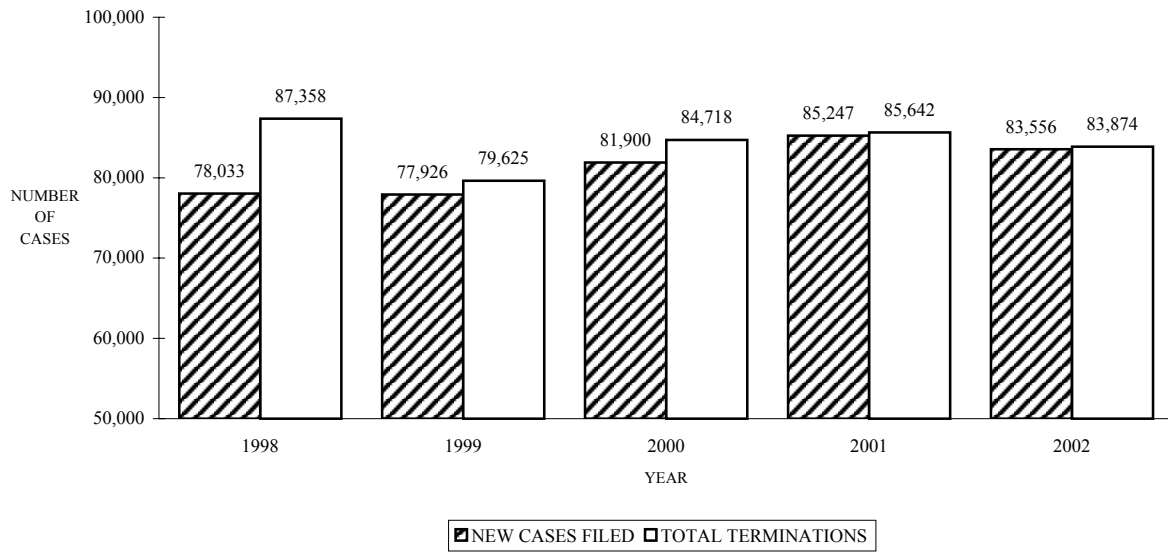
MUNICIPAL COURTS
SMALL CLAIMS TERMINATIONS
2002

<i>COURT</i>	<i>HEARING BY JUDGE</i>	<i>HEARING BY MAGISTRATE</i>	<i>TRANSFER TO REGULAR CIVIL DOCKET</i>	<i>DISMISSAL FOR WANT OF PROSECUTION</i>	<i>OTHER DISMIS- SALS</i>	<i>UNAVAIL- ABILITY OF ACCUSED</i>	<i>BANKRUPTCY STAY/INTERLOC- UTORY APPEAL</i>	<i>OTHER TERMIN- ATIONS</i>	<i>TOTAL TERMIN- ATIONS</i>
AKRON	3	1,218	97	155	120	0	1	32	1,626
ALLIANCE	247	0	9	9	63	0	1	28	357
ASHLAND	315	42	0	27	190	0	0	3	577
ASHTABULA	210	0	2	0	85	0	4	0	301
ATHENS COUNTY	272	0	2	1	65	0	4	3	347
AUGLAIZE COUNTY	109	0	0	4	75	0	4	0	192
AVON LAKE	73	0	1	0	44	0	0	1	119
BARBERTON	270	0	18	10	188	0	4	12	502
BEDFORD	447	176	0	45	354	0	10	36	1,068
BELLEFONTAINE	1,171	0	0	107	539	0	14	1	1,832
BELLEVUE	112	0	3	0	28	0	0	0	143
BEREA	279	210	110	0	418	0	7	469	1,493
BOWLING GREEN	7	291	11	30	212	0	4	0	555
BRYAN	304	0	4	42	191	0	2	0	543
CAMBRIDGE	1	127	0	0	26	0	1	0	155
CAMPBELL	28	0	0	0	11	0	0	0	39
CANTON	1	988	22	90	162	0	0	2	1,265
CELINA	276	0	3	0	169	0	5	1	454
CHAMPAIGN COUNTY	37	118	4	65	95	0	3	5	327
CHARDON	25	341	7	8	135	0	2	6	524
CHILLICOTHE	0	262	1	0	186	0	1	1	451
CIRCLEVILLE	0	226	3	0	110	0	1	1	341
CLARK COUNTY	33	233	0	25	148	0	1	0	440
CLERMONT COUNTY	8	451	16	100	239	0	0	0	814
CLEVELAND	0	3,612	17	920	660	0	56	155	5,420
CLEVELAND HEIGHTS	0	213	0	5	78	0	0	0	296
CLEVELAND HOUSING	0	0	0	0	0	0	0	0	0
CLINTON COUNTY	37	449	4	0	212	0	0	1	703
CONNEAUT	72	0	1	3	48	0	0	0	124
COSHOCTON	247	0	3	1	105	0	5	1	362
CRAWFORD COUNTY	427	0	1	0	27	0	0	0	455
CUYAHOGA FALLS	5	584	20	64	113	11	1	192	990
DAYTON	313	435	52	127	173	54	0	0	1,154
DEFIANCE	253	111	12	23	129	0	6	0	534
DELAWARE	0	267	3	16	106	0	3	5	400
EAST CLEVELAND	120	233	0	1	13	0	0	2	369
EAST LIVERPOOL	46	0	2	15	13	0	1	0	77
EATON	66	11	0	0	43	0	0	0	120
ELYRIA	0	592	0	57	474	0	9	5	1,137
EUCLID	28	245	0	10	75	0	0	0	358
FAIRBORN	0	198	7	17	85	1	2	35	345
FAIRFIELD	0	96	0	0	117	0	3	38	254
FINDLAY	4	691	8	40	261	0	6	3	1,013
FOSTORIA	121	0	0	5	68	0	1	3	198
FRANKLIN	20	34	0	0	28	0	0	0	82
FRANKLIN COUNTY	60	9,619	260	308	24	0	23	11	10,305
FRANKLIN CO. ENVIRO.	0	0	0	0	0	0	0	0	0
FREMONT	326	0	3	14	218	0	2	0	563
GALLIPOLIS	54	590	2	1	300	28	7	0	982
GARFIELD HEIGHTS	217	672	2	17	569	0	5	4	1,486
GIRARD	1	279	0	3	95	0	2	2	382
HAMILTON	0	539	0	121	257	0	0	6	923
HAMILTON COUNTY	0	4,697	0	434	0	0	0	0	5,131
HARDIN COUNTY	6	263	0	0	126	0	5	3	403
HILLSBORO	174	0	5	0	97	1	0	0	277
HOCKING COUNTY	164	0	0	2	78	0	0	1	245
HURON	55	0	1	0	22	0	0	0	78
IRONTON	10	64	1	0	27	0	0	0	102
JACKSON COUNTY	275	0	0	0	177	0	0	11	463
KETTERING	5	382	12	24	101	0	14	13	551
LAKESWOOD	2	645	0	9	534	0	1	0	1,191

MUNICIPAL COURTS
SMALL CLAIMS TERMINATIONS (continued)
2002

<i>COURT</i>	<i>HEARING BY JUDGE</i>	<i>HEARING BY MAGISTRATE</i>	<i>TRANSFER TO REGULAR CIVIL DOCKET</i>	<i>DISMISSAL FOR WANT OF PROSECUTION</i>	<i>OTHER DISMIS- SALS</i>	<i>UNAVAIL- ABILITY OF ACCUSED</i>	<i>BANKRUPTCY STAY/INTERLOC- UTORY APPEAL</i>	<i>OTHER TERMIN- ATIONS</i>	<i>TOTAL TERMIN- ATIONS</i>
LANCASTER (Fairfield County)	2	391	0	0	164	1	6	19	583
LAWRENCE COUNTY	48	145	3	0	47	8	4	2	257
LEBANON	23	118	2	53	4	0	2	6	208
LICKING COUNTY	441	217	10	123	170	0	6	0	967
LIMA	0	481	18	0	1	0	20	19	539
LORAIN	0	160	0	19	102	0	5	1	287
LYNDHURST	262	0	0	0	352	0	2	2	618
MADISON COUNTY	211	0	0	0	88	0	0	0	299
MANSFIELD	570	150	0	31	265	63	20	170	1,269
MARIETTA	0	187	0	4	79	0	1	0	271
MARION	413	0	3	0	0	0	0	1	417
MARYSVILLE	7	113	0	28	90	0	0	0	238
MASON	19	38	1	69	2	0	2	3	134
MASSILLON	13	552	15	11	410	0	13	0	1,014
MAUMEE	94	0	2	14	121	0	1	1	233
MEDINA	19	402	2	14	134	0	10	5	586
MENTOR	99	193	0	0	142	2	8	2	446
MIAMI	186	213	9	0	94	0	32	317	851
MIAMISBURG	18	107	0	1	67	0	1	6	200
MIDDLETOWN	0	384	12	34	119	0	2	0	551
MOUNT VERNON	187	0	4	19	73	0	1	1	285
NAPOLEON	397	0	0	159	0	0	7	1	564
NEW PHILADELPHIA	50	521	0	0	177	0	13	6	767
NEWTON FALLS	49	0	3	8	17	0	1	1	79
NILES	239	0	0	1	30	0	5	71	346
NORWALK	312	0	6	21	202	0	4	1	546
OAKWOOD	1	0	14	0	0	0	0	0	15
OBERLIN	1	144	0	0	76	0	0	1	222
OREGON	50	0	0	0	54	0	1	0	105
OTTAWA COUNTY	0	282	12	2	78	0	2	0	376
PAINESVILLE	26	209	9	17	67	0	3	6	337
PARMA	0	1,118	17	0	0	0	0	0	1,135
PERRYSBURG	245	0	0	262	3	0	2	5	517
PORTAGE CO. - KENT	5	124	5	16	51	1	3	0	205
PORTAGE CO. - RAV.	63	509	15	72	329	2	8	0	998
PORTSMOUTH	19	241	2	28	92	0	2	19	403
ROCKY RIVER	3	374	11	40	369	0	6	0	803
SANDUSKY	96	1,157	6	27	214	0	8	1	1,509
SHAKER HEIGHTS	428	90	1	13	544	2	20	9	1,107
SHELBY	131	0	1	1	71	0	0	0	204
SIDNEY	304	0	1	0	155	0	4	0	464
SOUTH EUCLID	1	222	3	2	164	0	3	24	419
STEBENVILLE	0	179	2	13	69	0	3	0	266
STRUTHERS	73	0	2	0	44	0	1	1	121
SYLVANIA	278	0	0	0	191	0	1	0	470
TIFFIN	334	0	4	1	171	0	5	0	515
TOLEDO	2	2,303	50	7	744	0	14	40	3,160
TOLEDO HOUSING	0	0	0	0	0	0	0	0	0
UPPER SANDUSKY	206	0	3	4	70	0	0	0	283
VAN WERT COUNTY	90	0	1	0	42	0	0	0	133
VANDALIA	0	205	0	28	109	0	8	21	371
VERMILION	51	0	3	0	22	0	1	9	86
WADSWORTH	163	0	1	0	26	0	2	37	229
WARREN	78	710	30	63	331	0	14	11	1,237
WASHINGTON CH.	255	0	2	0	15	0	1	0	273
WAYNE COUNTY	658	268	0	62	391	0	0	0	1,379
WILLOUGHBY	41	353	12	155	41	0	5	0	607
XENIA	119	0	4	21	94	0	2	4	244
YOUNGSTOWN	4	729	1	0	75	0	0	44	853
ZANESVILLE	262	0	2	4	67	0	0	0	335
STATEWIDE	14,982	43,793	1,033	4,402	17,025	174	506	1,959	83,874

MUNICIPAL COURTS - SMALL CLAIMS CASES
STATEWIDE NEW CASES FILED AND TOTAL TERMINATIONS COMPARISON
1998 - 2002



COUNTY COURTS
COMPOSITE ADMINISTRATIVE JUDGE REPORT FOR THE ENTIRE STATE
2002

	<u>FELONIES</u>	<u>MISDE- MEANORS</u>	<u>O.M.V.I.</u>	<u>OTHER TRAFFIC</u>	<u>PERSONAL INJURY AND PROPERTY DAMAGE</u>	<u>CONTRACTS</u>	<u>F. E. D.</u>	<u>OTHER CIVIL</u>	<u>SMALL CLAIMS</u>	<u>TOTAL</u>
CASES PENDING BEGINNING OF YEAR	597	3,056	561	11,363	227	2,680	985	517	1,960	21,946
NEW CASES FILED	5,393	37,178	9,905	227,985	568	11,041	4,964	2,444	8,697	308,175
TRANSFERRED IN OR REACTIVATED	788	3,186	244	9,598	4	104	16	25	32	13,997
TOTAL CASES	6,778	43,420	10,710	248,946	799	13,825	5,965	2,986	10,689	344,118
CASES TERMINATED BY:										
HEARING BY JUDGE	1,941	11,059	2,891	27,786	337	6,694	2,023	1,489	5,191	59,411
HEARING BY MAGISTRATE	X	27	7	18	27	519	544	18	649	1,809
TRANSFER (INCLUDES INDIVIDUAL JUDGE ASSIGNMENT)	729	16,852	6,710	14,311	108	1,002	128	98	75	40,013
DISMISSAL:LACK OF SPEEDY TRIAL (CRIM.) OR WANT OF PROSECUTION (CIVIL)	7	115	32	70	9	235	141	8	151	768
OTHER DISMISSALS	2,229	3,803	221	3,089	107	1,575	1,858	368	2,585	15,835
VIOLATIONS BUREAU	X	3,500	X	174,472	X	X	X	X	X	177,972
UNAVAILABILITY OF ACCUSED	1,002	4,633	285	16,293	2	30	5	0	16	22,266
BANKRUPTCY STAY OR INTERLOCUTORY APPEAL	5	8	8	8	3	141	16	18	53	260
ALL OTHER TERMINATIONS	272	756	127	2,349	7	157	50	359	229	4,306
TOTAL TERMINATIONS	6,185	40,753	10,281	238,396	600	10,353	4,765	2,358	8,949	322,640
CASES PENDING END OF YEAR	593	2,667	429	10,550	199	3,472	1,200	628	1,740	21,478
TIME GUIDELINE (MONTHS)	1	6	6	6	24	12	12	12	6	X
CASES PENDING END OF YEAR BEYOND	142	96	12	234	4	161	120	29	253	1,051

COUNTY COURTS
COMPOSITE INDIVIDUAL JUDGE REPORT FORM FOR THE ENTIRE STATE
2002

	<u>MISDE- MEANORS</u>	<u>O.M.V.I.</u>	<u>OTHER TRAFFIC</u>	<u>PERSONAL INJURY AND PROPERTY DAMAGE</u>	<u>CONTRACTS</u>	<u>F. E. D.</u>	<u>OTHER CIVIL</u>	<u>TOTAL</u>
CASES PENDING BEGINNING OF YEAR	3,430	1,800	2,696	59	280	71	24	8,360
NEW CASES ASSIGNED	17,054	6,769	14,396	105	954	142	98	39,518
TRANSFERRED IN OR REACTIVATED	1,217	262	1,244	5	30	11	3	2,772
TOTAL CASES	21,701	8,831	18,336	169	1,264	224	125	50,650
CASES TERMINATED BY:								
JURY TRIAL	219	67	91	3	40	8	1	429
COURT TRIAL	1,338	503	1,514	25	200	34	21	3,635
DEFAULT	X	X	X	25	250	22	25	322
GUILTY OR NO CONTEST PLEA TO ORIGINAL CHARGE	5,407	3,604	6,035	X	X	X	X	15,046
GUILTY OR NO CONTEST PLEA TO REDUCED CHARGE	3,814	1,848	4,031	X	X	X	X	9,693
DISMISSAL:LACK OF SPEEDY TRIAL (CRIM.) OR WANT OF PROSECUTION (CIVIL)	39	4	56	1	13	0	0	113
OTHER DISMISSALS	5,575	499	2,031	52	327	38	28	8,550
TRANSFERRED OUT	285	77	80	1	15	2	0	460
REFERRED TO A PRIVATE JUDGE	X	X	X	0	2	0	0	2
UNAVAILABILITY OF ACCUSED	1,200	299	1,374	0	0	0	0	2,873
BANKRUPTCY STAY OR INTERLOCUTORY APPEAL	0	4	3	1	25	2	3	38
ALL OTHER TERMINATIONS	217	69	190	4	50	14	8	552
TOTAL TERMINATIONS	18,094	6,974	15,405	112	922	120	86	41,713
CASES PENDING END OF YEAR	3,607	1,857	2,931	57	342	104	39	8,937
TIME GUIDELINE (MONTHS)	6	6	6	24	12	12	12	X
CASES PENDING END OF YEAR BEYOND TIME GUIDELINE	337	320	261	97	162	2	40	1,219

**COUNTY COURTS
OVERALL CASELOADS
2002**

<i>COURT</i>	<i>NUMBER OF JUDGES</i>	<i>--- POPULATION ---</i>		<i>NEW FILINGS, TRANSFERS, & REACTIVATIONS</i>			<i>----- TERMINATIONS -----</i>		
		<i>TOTAL</i>	<i>PER JUDGE</i>	<i>TOTAL</i>	<i>PER JUDGE</i>	<i>PER 1,000 POPULATION</i>	<i>TOTAL</i>	<i>PER JUDGE</i>	<i>PER 1,000 POPULATION</i>
ADAMS	1	27,330	27,330	6,540	6,540	239	6,322	6,322	231
ASHTABULA (E)	1	26,941	26,941	5,318	5,318	197	5,175	5,175	192
ASHTABULA (W)	1	27,931	27,931	5,114	5,114	183	4,929	4,929	176
BELMONT (E)	1	18,908	18,908	6,234	6,234	330	6,265	6,265	331
BELMONT (N)	1	19,399	19,399	4,781	4,781	246	4,947	4,947	255
BELMONT (W)	1	31,919	31,919	7,613	7,613	239	7,827	7,827	245
BROWN	2	42,285	21,143	14,781	7,391	350	14,430	7,215	341
BUTLER #1	1	32,029	32,029	8,275	8,275	258	8,284	8,284	259
BUTLER #2	1	41,957	41,957	10,918	10,918	260	10,819	10,819	258
BUTLER #3	1	72,984	72,984	10,423	10,423	143	10,458	10,458	143
CARROLL	1	28,836	28,836	4,666	4,666	162	4,580	4,580	159
COLUMBIANA*	2	27,228	13,614	15,120	7,560	555	15,317	7,659	563
DARKE	2	53,309	26,655	9,071	4,536	170	9,059	4,530	170
ERIE	1	14,897	14,897	14,489	14,489	973	14,480	14,480	972
FULTON (E)	1	20,717	20,717	7,768	7,768	375	7,621	7,621	368
FULTON (W)	1	21,367	21,367	8,968	8,968	420	8,934	8,934	418
HARRISON	1	15,856	15,856	5,075	5,075	320	5,045	5,045	318
HIGHLAND	1	8,938	8,938	1,439	1,439	161	1,404	1,404	157
HOLMES	1	38,943	38,943	3,861	3,861	99	3,865	3,865	99
JEFFERSON #1	1	19,665	19,665	4,823	4,823	245	4,786	4,786	243
JEFFERSON #2	1	21,419	21,419	3,149	3,149	147	2,985	2,985	139
JEFFERSON #3	1	13,795	13,795	2,666	2,666	193	2,646	2,646	192
MAHONING #2	1	42,518	42,518	11,573	11,573	272	11,611	11,611	273
MAHONING #3	1	21,094	21,094	3,183	3,183	151	3,161	3,161	150
MAHONING #4	1	44,275	44,275	17,475	17,475	395	17,419	17,419	393
MAHONING #5	1	21,090	21,090	9,284	9,284	440	9,107	9,107	432
MEIGS	1	23,072	23,072	5,395	5,395	234	6,797	6,797	295
MONROE	1	15,180	15,180	1,937	1,937	128	2,070	2,070	136
MONTGOMERY #1	3	55,377	18,459	15,471	5,157	279	15,278	5,093	276
MONTGOMERY #2	2	65,235	32,618	9,667	4,834	148	9,624	4,812	148
MORGAN	1	14,897	14,897	1,448	1,448	97	1,451	1,451	97
MORROW	1	31,628	31,628	13,367	13,367	423	13,449	13,449	425
MUSKINGUM	2	58,999	29,500	11,634	5,817	197	11,586	5,793	196
NOBLE	1	14,058	14,058	1,948	1,948	139	1,934	1,934	138
PAULDING	1	20,293	20,293	4,874	4,874	240	4,826	4,826	238
PERRY	1	34,078	34,078	5,170	5,170	152	5,202	5,202	153
PIKE	1	27,695	27,695	4,766	4,766	172	4,915	4,915	177
PUTNAM	2	34,726	17,363	4,092	2,046	118	4,068	2,034	117
SANDUSKY #1	1	14,539	14,539	9,254	9,254	636	9,052	9,052	623
SANDUSKY #2	1	12,532	12,532	7,174	7,174	572	7,125	7,125	569
TRUMBULL (C)	1	21,724	21,724	2,786	2,786	128	2,800	2,800	129
TRUMBULL (E)	1	16,969	16,969	1,609	1,609	95	1,698	1,698	100
TUSCARAWAS	1	25,533	25,533	5,121	5,121	201	5,517	5,517	216
VINTON	1	12,806	12,806	3,209	3,209	251	3,075	3,075	240
WARREN	2	53,479	26,740	13,415	6,708	251	12,889	6,445	241
STATEWIDE	54	1,308,450	24,231	324,944	6,017	248	324,832	6,015	248

45

All population figures based on 2000 U.S.Census

*2002, a transition year from county to municipal court.

COUNTY COURTS
FELONY OVERALL CASELOADS
2002

<u>COURT</u>	<u>CASES PENDING JANUARY 1</u>	<u>NEW FILINGS</u>	<u>REACTIVATIONS AND TRANSFERS</u>	<u>TOTAL CASES</u>	<u>TOTAL TERMIN- ATIONS</u>	<u>CLEARANCE RATE</u>	<u>CASES PENDING DECEMBER 31</u>	<u>CASES PENDING BEYOND TIME GUIDELINES</u>
ADAMS	1	129	2	132	123	93.9%	9	0
ASHTABULA (E)	9	134	12	155	150	102.7%	5	1
ASHTABULA (W)	12	134	1	147	134	99.3%	13	0
BELMONT (E)	10	100	1	111	98	97.0%	13	8
BELMONT (N)	5	146	0	151	148	101.4%	3	0
BELMONT (W)	3	56	0	59	59	105.4%	0	0
BROWN	35	543	8	586	539	97.8%	47	22
BUTLER #1	26	286	43	355	326	99.1%	29	0
BUTLER #2	31	198	12	241	201	95.7%	40	0
BUTLER #3	36	269	143	448	413	100.2%	35	0
CARROLL	14	68	5	87	77	105.5%	10	0
COLUMBIANA*	9	145	8	162	147	96.1%	15	0
DARKE	0	0	0	0	0	-	0	0
ERIE	2	66	1	69	65	97.0%	4	4
FULTON (E)	0	21	0	21	20	95.2%	1	0
FULTON (W)	0	39	8	47	47	100.0%	0	0
HARRISON	6	64	4	74	59	86.8%	15	3
HIGHLAND	3	42	1	46	42	97.7%	4	0
HOLMES	5	48	0	53	43	89.6%	10	0
JEFFERSON #1	4	56	0	60	56	100.0%	4	0
JEFFERSON #2	7	58	4	69	53	85.5%	16	6
JEFFERSON #3	13	50	0	63	57	114.0%	6	1
MAHONING #2	51	413	69	533	468	97.1%	65	27
MAHONING #3	13	66	21	100	92	105.7%	8	2
MAHONING #4	22	275	95	392	357	96.5%	35	10
MAHONING #5	24	103	55	182	169	107.0%	13	8
MEIGS	131	291	1	423	380	130.1%	43	22
MONROE	12	26	1	39	34	125.9%	5	1
MONTGOMERY #1	5	199	81	285	280	100.0%	5	0
MONTGOMERY #2	1	174	76	251	247	98.8%	4	0
MORGAN	2	39	1	42	42	105.0%	0	0
MORROW	35	85	0	120	79	92.9%	41	3
MUSKINGUM	0	78	0	78	76	97.4%	2	0
NOBLE	0	65	0	65	65	100.0%	0	0
PAULDING	2	51	0	53	52	102.0%	1	1
PERRY	2	37	1	40	37	97.4%	3	0
PIKE	8	118	14	140	135	102.3%	5	2
PUTNAM	10	35	0	45	38	108.6%	7	0
SANDUSKY #1	2	50	0	52	50	100.0%	2	0
SANDUSKY #2	5	35	5	45	40	100.0%	5	0
TRUMBULL (C)	7	96	2	105	95	96.9%	10	0
TRUMBULL (E)	5	86	6	97	90	97.8%	7	1
TUSCARAWAS	6	38	1	45	40	102.6%	5	3
VINTON	2	76	1	79	76	98.7%	3	1
WARREN	21	305	105	431	386	94.1%	45	16
STATEWIDE	597	5,393	788	6,778	6,185	100.1%	593	142

45

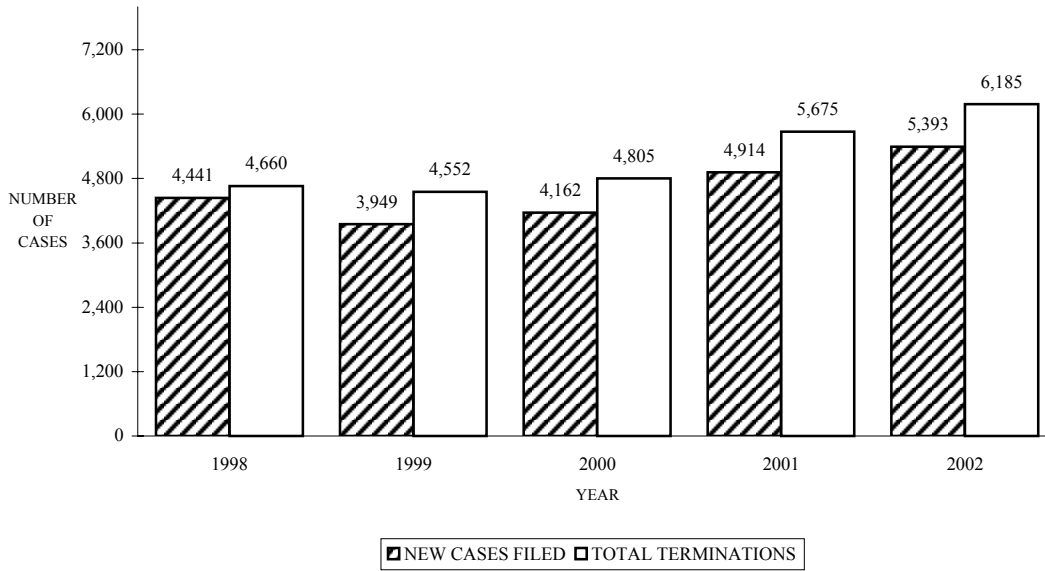
*2002, a transition year from county to municipal court.

COUNTY COURTS
FELONY TERMINATIONS
2002

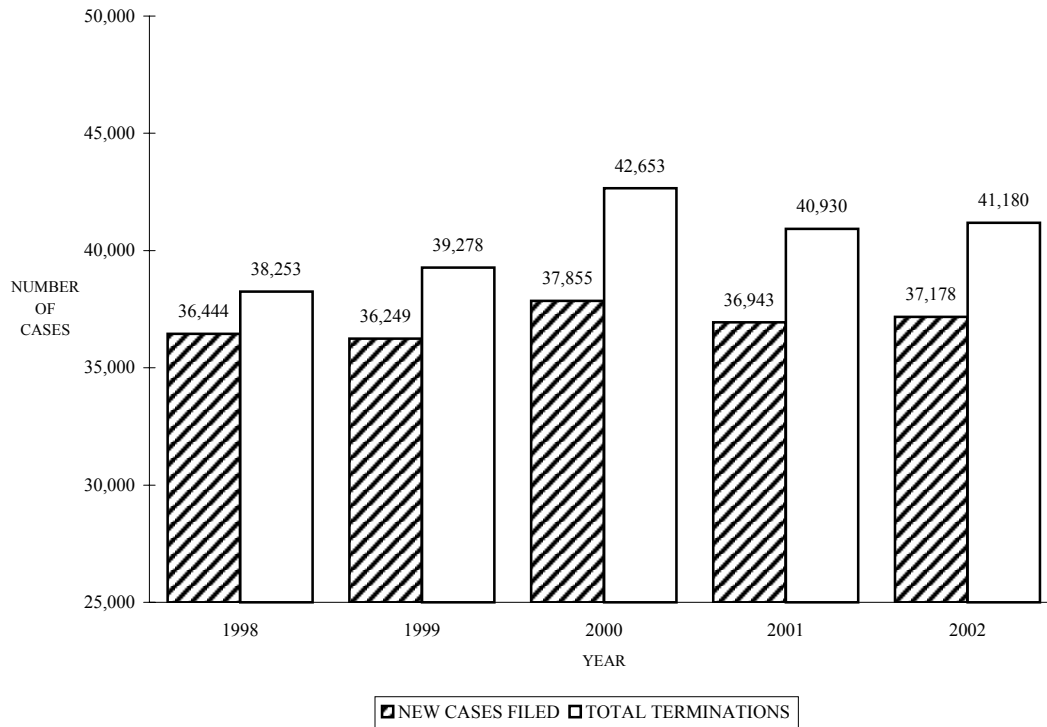
<i>COURT</i>	<i>PRELIMINARY HEARING BINDOVER</i>	<i>WAIVER PRELIMINARY HEARING</i>	<i>DISMISSAL: LACK OF SPEEDY TRIAL</i>	<i>OTHER DISMIS- SALS</i>	<i>UNAVAIL- ABILITY OF ACCUSED</i>	<i>BANKRUPTCY</i>		<i>TOTAL TERMIN- ATIONS</i>
						<i>STAY/INTER- LOCUTORY APPEAL</i>	<i>OTHER TERMIN- ATIONS</i>	
ADAMS	23	0	0	82	6	0	12	123
ASHTABULA (E)	57	1	1	32	38	3	18	150
ASHTABULA (W)	10	39	0	78	7	0	0	134
BELMONT (E)	53	1	0	32	7	0	5	98
BELMONT (N)	77	0	0	50	19	0	2	148
BELMONT (W)	11	8	0	20	18	0	2	59
BROWN	290	1	0	164	9	0	75	539
BUTLER #1	67	47	0	158	39	1	14	326
BUTLER #2	79	2	0	110	10	0	0	201
BUTLER #3	96	55	0	131	129	0	2	413
CARROLL	9	0	0	64	4	0	0	77
COLUMBIANA*	58	16	0	58	15	0	0	147
DARKE	0	0	0	0	0	0	0	0
ERIE	17	36	0	8	4	0	0	65
FULTON (E)	15	2	0	3	0	0	0	20
FULTON (W)	4	0	0	40	3	0	0	47
HARRISON	10	17	0	27	5	0	0	59
HIGHLAND	16	0	0	21	1	0	4	42
HOLMES	22	3	0	18	0	0	0	43
JEFFERSON #1	27	0	1	17	9	0	2	56
JEFFERSON #2	33	1	0	14	5	0	0	53
JEFFERSON #3	35	0	0	14	7	1	0	57
MAHONING #2	40	75	0	233	111	0	9	468
MAHONING #3	38	2	0	33	19	0	0	92
MAHONING #4	161	0	1	55	107	0	33	357
MAHONING #5	54	0	0	65	34	0	16	169
MEIGS	5	0	0	327	36	0	12	380
MONROE	8	2	0	7	1	0	16	34
MONTGOMERY #1	25	98	0	71	84	0	2	280
MONTGOMERY #2	21	91	0	57	78	0	0	247
MORGAN	4	21	0	13	4	0	0	42
MORROW	48	5	0	26	0	0	0	79
MUSKINGUM	3	67	0	3	2	0	1	76
NOBLE	61	0	4	0	0	0	0	65
PAULDING	2	36	0	13	1	0	0	52
PERRY	17	4	0	14	1	0	1	37
PIKE	74	1	0	40	20	0	0	135
PUTNAM	22	3	0	13	0	0	0	38
SANDUSKY #1	28	0	0	14	2	0	6	50
SANDUSKY #2	15	0	0	23	2	0	0	40
TRUMBULL (C)	36	41	0	8	10	0	0	95
TRUMBULL (E)	33	25	0	17	15	0	0	90
TUSCARAWAS	30	1	0	4	0	0	5	40
VINTON	17	28	0	25	6	0	0	76
WARREN	190	0	0	27	134	0	35	386
STATEWIDE	1,941	729	7	2,229	1,002	5	272	6,185

45

COUNTY COURTS-FELONY CASES
STATEWIDE NEW CASES FILED AND TOTAL TERMINATIONS COMPARISON
1998-2002



COUNTY COURTS-MISDEMEANOR CASES
STATEWIDE NEW CASES FILED AND TOTAL TERMINATIONS COMPARISON
1998-2002



COUNTY COURTS
MISDEMEANOR OVERALL CASELOADS
2002

<i>COURT</i>	<i>CASES PENDING JANUARY 1</i>	<i>NEW FILINGS</i>	<i>REACTIVATIONS AND TRANSFERS</i>	<i>TOTAL CASES</i>	<i>TOTAL TERMIN- ATIONS</i>	<i>CLEARANCE RATE</i>	<i>CASES PENDING DECEMBER 31</i>	<i>CASES PENDING BEYOND TIME GUIDELINES</i>
ADAMS	65	569	76	710	635	98.4%	75	1
ASHTABULA (E)	70	560	31	661	550	93.1%	111	5
ASHTABULA (W)	105	716	2	823	646	90.0%	177	2
BELMONT (E)	159	924	1	1,084	909	98.3%	175	31
BELMONT (N)	133	1,156	0	1,289	1,201	103.9%	88	1
BELMONT (W)	83	817	0	900	824	100.9%	76	4
BROWN	483	1,563	171	2,217	1,728	99.7%	489	38
BUTLER #1	257	2,075	242	2,574	2,338	100.9%	236	0
BUTLER #2	234	785	97	1,116	831	94.2%	285	0
BUTLER #3	213	1,055	439	1,707	1,541	103.1%	166	0
CARROLL	122	877	26	1,025	889	98.4%	136	1
COLUMBIANA*	275	1,487	71	1,833	1,515	97.2%	318	2
DARKE	118	1,441	1	1,560	1,416	98.2%	144	0
ERIE	39	433	31	503	480	103.4%	23	0
FULTON (E)	70	602	1	673	540	89.6%	133	6
FULTON (W)	108	919	103	1,130	983	96.2%	147	0
HARRISON	104	665	83	852	733	98.0%	119	7
HIGHLAND	114	498	93	705	597	101.0%	108	0
HOLMES	86	384	3	473	380	98.2%	93	0
JEFFERSON #1	27	233	0	260	212	91.0%	48	0
JEFFERSON #2	17	361	38	416	329	82.5%	87	20
JEFFERSON #3	156	317	2	475	425	133.2%	50	1
MAHONING #2	281	1,403	286	1,970	1,665	98.6%	305	26
MAHONING #3	85	434	24	543	451	98.5%	92	16
MAHONING #4	140	1,217	141	1,498	1,332	98.1%	166	6
MAHONING #5	74	427	99	600	485	92.2%	115	23
MEIGS	620	847	70	1,537	825	90.0%	712	35
MONROE	101	412	5	518	464	111.3%	54	9
MONTGOMERY #1	467	3,156	1,025	4,648	4,206	100.6%	442	3
MONTGOMERY #2	207	1,883	329	2,419	2,230	100.8%	189	0
MORGAN	47	421	1	469	425	100.7%	44	0
MORROW	179	609	78	866	714	103.9%	152	2
MUSKINGUM	100	945	24	1,069	973	100.4%	96	5
NOBLE	12	301	0	313	288	95.7%	25	0
PAULDING	72	491	18	581	489	96.1%	92	27
PERRY	69	639	75	783	721	101.0%	62	0
PIKE	157	624	93	874	456	63.6%	418	39
PUTNAM	141	652	0	793	672	103.1%	121	0
SANDUSKY #1	55	376	9	440	384	99.7%	56	0
SANDUSKY #2	52	263	27	342	281	96.9%	61	0
TRUMBULL (C)	101	448	37	586	509	104.9%	77	1
TRUMBULL (E)	83	241	25	349	296	111.3%	53	1
TUSCARAWAS	283	830	28	1,141	1,076	125.4%	65	49
VINTON	67	591	7	665	591	98.8%	74	4
WARREN	249	1,531	491	2,271	1,945	96.2%	326	72
STATEWIDE	6,680	37,178	4,403	43,858	41,180	99.0%	2,678	437

45

*2002, a year of transition from county to municipal court.

COUNTY COURTS
MISDEMEANOR TERMINATIONS
2002

<u>COURT</u>	<u>JURY TRIAL</u>	<u>COURT TRIAL</u>	<u>GUILTY/NO CONTEST TO ORIGINAL CHARGE</u>		<u>GUILTY/NO CONTEST TO REDUCED</u>	<u>DISMISSAL: LACK OF SPEEDY TRIAL</u>	<u>OTHER DISMISSALS</u>	<u>VIOLATIONS BUREAU</u>	<u>TRANSFERRED OUT</u>	<u>UNAVAILABILITY OF PARTY</u>	<u>BANKRUPTCY</u>	
			<u>JUDGE</u>	<u>MAGISTRATE</u>							<u>STAY / INTER-LOCUTORY APPEAL</u>	<u>OTHER TERMINATIONS</u>
ADAMS	2	6	188	0	73	3	164	124	1	71	0	3
ASHTABULA (E)	6	2	221	0	66	45	106	10	0	67	0	27
ASHTABULA (W)	0	0	328	0	65	0	147	65	11	27	0	3
BELMONT (E)	0	19	299	1	40	0	436	11	0	63	0	40
BELMONT (N)	5	0	327	0	9	2	511	16	0	301	0	30
BELMONT (W)	0	9	229	0	37	0	269	108	0	156	0	16
BROWN	4	30	585	0	101	0	460	196	32	263	0	57
BUTLER #1	2	74	605	0	427	0	598	433	32	153	1	13
BUTLER #2	3	21	400	0	30	0	255	63	18	41	0	0
BUTLER #3	9	47	678	0	46	0	247	103	67	333	1	10
CARROLL	0	3	233	0	74	0	340	203	0	36	0	0
COLUMBIANA*	11	11	888	0	149	1	204	98	19	133	0	1
DARKE	3	350	742	0	32	3	162	3	0	54	0	67
ERIE	1	7	239	1	8	0	52	121	0	50	0	1
FULTON (E)	5	162	270	13	11	0	13	11	0	55	0	0
FULTON (W)	0	122	479	0	1	0	166	76	13	118	0	8
HARRISON	0	19	325	0	50	1	174	55	0	108	0	1
HIGHLAND	0	42	238	0	45	0	133	50	0	89	0	0
HOLMES	21	65	161	2	41	0	23	48	14	0	0	5
JEFFERSON #1	0	0	107	0	15	6	46	27	0	11	0	0
JEFFERSON #2	12	1	173	0	30	5	77	16	10	5	0	0
JEFFERSON #3	75	0	280	0	12	7	21	14	0	10	6	0
MAHONING #2	0	3	777	0	111	0	344	31	63	299	0	37
MAHONING #3	1	179	86	0	1	0	69	29	2	79	0	5
MAHONING #4	3	0	495	0	58	18	272	160	12	255	0	59
MAHONING #5	1	0	141	0	80	0	77	2	19	109	0	56
MEIGS	3	4	441	0	23	0	0	4	0	350	0	0
MONROE	1	6	174	0	23	6	109	64	0	21	0	60
MONTGOMERY #1	4	35	739	0	1,103	0	1,171	80	0	1,071	0	3
MONTGOMERY #2	1	17	997	0	416	4	338	93	8	353	0	3
MORGAN	3	0	167	0	24	1	103	121	1	4	0	1
MORROW	3	3	335	0	37	1	229	46	0	60	0	0
MUSKINGUM	2	18	669	0	0	3	58	174	9	32	0	8
NOBLE	0	0	182	0	0	16	0	87	0	3	0	0
PAULDING	7	2	299	0	74	0	45	35	1	24	0	2
PERRY	6	12	310	2	44	5	98	110	4	81	0	49
PIKE	2	2	279	0	6	0	0	0	1	108	0	58
PUTNAM	4	1	303	0	65	14	228	40	0	16	0	1
SANDUSKY #1	1	0	203	0	46	3	55	50	2	15	0	9
SANDUSKY #2	1	1	123	0	24	0	68	30	0	34	0	0
TRUMBULL (C)	1	16	142	0	68	0	59	141	3	79	0	0
TRUMBULL (E)	0	6	150	0	28	0	54	4	0	53	0	1
TUSCARAWAS	9	30	384	8	101	2	205	65	0	2	0	270
VINTON	4	0	281	0	2	1	95	145	0	63	0	0
WARREN	3	13	794	0	118	0	232	138	0	578	0	69
STATEWIDE	219	1,338	16,466	27	3,814	147	8,513	3,500	342	5,833	8	973

*2002, a year of transition from county to municipal court.

COUNTY COURTS
O.M.V.I. OVERALL CASELOADS
2002

<u>COURT</u>	<u>CASES PENDING JANUARY 1</u>	<u>NEW FILINGS</u>	<u>REACTIVATIONS AND TRANSFERS</u>	<u>TOTAL CASES</u>	<u>TOTAL TERMIN- ATIONS</u>	<u>CLEARANCE RATE</u>	<u>CASES PENDING DECEMBER 31</u>	<u>CASES PENDING BEYOND TIME GUIDELINES</u>
ADAMS	42	194	15	251	193	92.3%	58	21
ASHTABULA (E)	23	158	18	199	173	98.3%	26	3
ASHTABULA (W)	53	337	4	394	323	94.7%	71	1
BELMONT (E)	28	288	0	316	258	89.6%	58	0
BELMONT (N)	37	309	0	346	328	106.1%	18	0
BELMONT (W)	29	219	0	248	213	97.3%	35	1
BROWN	180	421	57	658	495	103.6%	163	30
BUTLER #1	36	216	17	269	239	102.6%	30	0
BUTLER #2	100	219	13	332	254	109.5%	78	0
BUTLER #3	53	319	42	414	361	100.0%	53	0
CARROLL	30	174	2	206	180	102.3%	26	0
COLUMBIANA*	129	607	18	754	574	91.8%	180	12
DARKE	44	308	0	352	316	102.6%	36	9
ERIE	17	180	11	208	176	92.1%	32	0
FULTON (E)	29	170	0	199	162	95.3%	37	0
FULTON (W)	28	89	2	119	108	118.7%	11	0
HARRISON	24	131	8	163	141	101.4%	22	0
HIGHLAND	6	77	2	85	62	78.5%	23	0
HOLMES	20	126	0	146	106	84.1%	40	0
JEFFERSON #1	51	267	0	318	275	103.0%	43	0
JEFFERSON #2	32	181	9	222	171	90.0%	51	19
JEFFERSON #3	69	79	0	148	140	177.2%	8	1
MAHONING #2	157	312	22	491	390	116.8%	101	27
MAHONING #3	68	150	10	228	174	108.8%	54	6
MAHONING #4	140	471	32	643	499	99.2%	144	13
MAHONING #5	51	201	5	257	172	83.5%	85	14
MEIGS	108	215	2	325	303	139.6%	22	71
MONROE	16	48	0	64	55	114.6%	9	0
MONTGOMERY #1	42	221	25	288	252	102.4%	36	0
MONTGOMERY #2	37	280	25	342	286	93.8%	56	0
MORGAN	11	72	0	83	73	101.4%	10	0
MORROW	137	371	32	540	366	90.8%	174	3
MUSKINGUM	86	400	12	498	443	107.5%	55	0
NOBLE	8	54	0	62	55	101.9%	7	0
PAULDING	12	134	2	148	122	89.7%	26	6
PERRY	19	188	13	220	194	96.5%	26	0
PIKE	106	266	25	397	250	85.9%	147	73
PUTNAM	33	175	0	208	168	96.0%	40	0
SANDUSKY #1	36	207	5	248	206	97.2%	42	0
SANDUSKY #2	24	125	5	154	139	106.9%	15	0
TRUMBULL (C)	40	96	0	136	115	119.8%	21	0
TRUMBULL (E)	28	103	4	135	118	110.3%	17	0
TUSCARAWAS	65	258	4	327	281	107.3%	46	38
VINTON	26	101	2	129	104	101.0%	25	5
WARREN	97	388	63	548	433	96.0%	115	24
STATEWIDE	2,407	9,905	506	12,312	10,446	100.3%	1,866	377

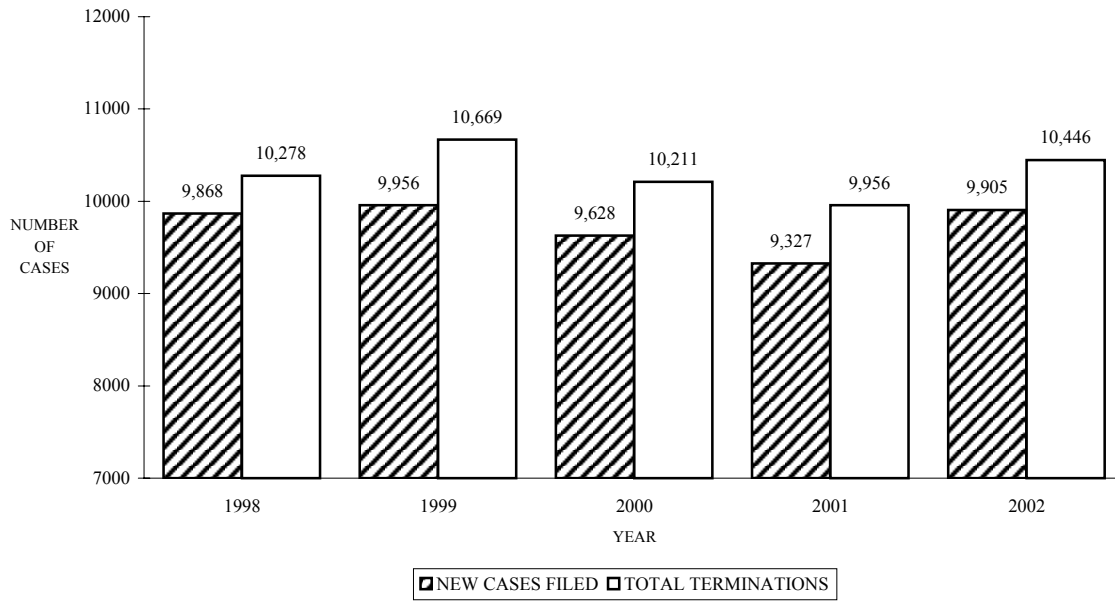
45

*2002, a transition year from county to municipal court.

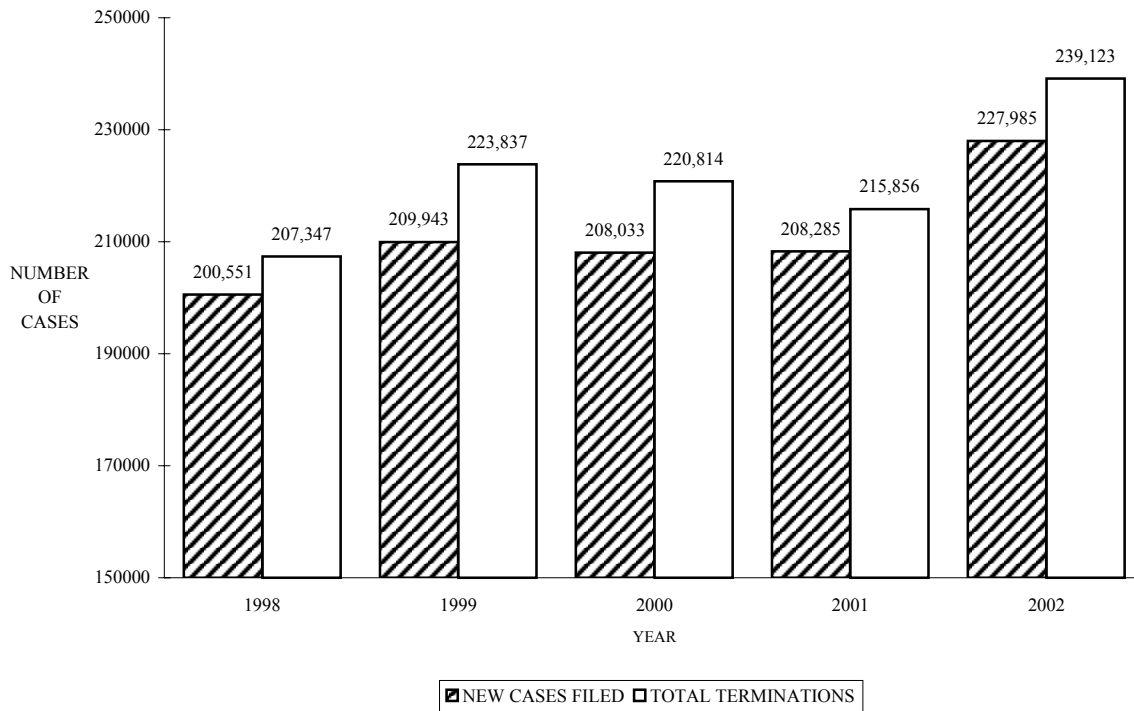
COUNTY COURTS
O.M.V.I. TERMINATIONS
2002

COURT	JURY TRIAL	COURT TRIAL	GUILTY/NO CONTEST TO ORIGINAL CHARGE		GUILTY/NO CONTEST TO REDUCED	DISMISSAL: LACK OF SPEEDY TRIAL	OTHER DISMISSALS	TRANSFERRED OUT	UNAVAILABILITY OF PARTY	BANKRUPTCY	OTHER TERMINATIONS	TOTAL TERMINATIONS
			JUDGE	REFEREE						STAY/INTER-LOCUTORY APPEAL		
ADAMS	0	2	112	0	54	0	13	0	12	0	0	193
ASHTABULA (E)	2	1	130	0	20	4	7	0	9	0	0	173
ASHTABULA (W)	0	1	239	0	52	0	9	0	22	0	0	323
BELMONT (E)	0	0	110	0	100	1	21	0	3	0	23	258
BELMONT (N)	0	0	287	0	3	0	32	0	5	0	1	328
BELMONT (W)	0	2	162	0	14	0	27	0	3	0	5	213
BROWN	1	0	258	0	156	0	19	9	49	0	3	495
BUTLER #1	1	0	155	0	58	0	9	5	9	1	1	239
BUTLER #2	0	0	228	0	6	0	4	2	14	0	0	254
BUTLER #3	8	1	277	0	9	0	3	22	41	0	0	361
CARROLL	0	0	131	0	27	2	18	0	2	0	0	180
COLUMBIANA*	1	3	431	0	89	0	31	5	13	1	0	574
DARKE	3	127	134	0	23	0	13	0	10	0	6	316
ERIE	1	0	140	0	2	0	15	0	18	0	0	176
FULTON (E)	1	121	33	0	0	0	2	0	4	0	1	162
FULTON (W)	0	54	40	0	0	0	14	0	0	0	0	108
HARRISON	0	2	84	0	39	0	6	0	10	0	0	141
HIGHLAND	2	0	49	0	3	0	4	0	4	0	0	62
HOLMES	13	43	39	4	3	0	1	3	0	0	0	106
JEFFERSON #1	0	0	113	0	121	3	30	6	2	0	0	275
JEFFERSON #2	6	0	75	0	59	4	17	10	0	0	0	171
JEFFERSON #3	8	0	73	0	38	5	10	0	0	5	1	140
MAHONING #2	1	2	201	0	134	0	14	3	34	0	1	390
MAHONING #3	0	131	4	0	20	0	5	0	12	0	2	174
MAHONING #4	4	0	282	0	149	2	12	2	29	4	15	499
MAHONING #5	0	0	65	0	65	0	8	0	9	1	24	172
MEIGS	0	0	158	0	46	0	51	0	34	0	14	303
MONROE	0	0	33	0	8	0	8	0	4	0	2	55
MONTGOMERY #1	0	0	105	0	100	0	12	0	34	0	1	252
MONTGOMERY #2	0	2	213	0	29	1	9	3	22	0	7	286
MORGAN	0	0	51	0	10	0	12	0	0	0	0	73
MORROW	2	0	256	0	44	0	40	7	17	0	0	366
MUSKINGUM	1	6	401	0	0	0	14	2	15	0	4	443
NOBLE	0	0	51	0	0	3	1	0	0	0	0	55
PAULDING	0	0	52	0	61	0	9	0	0	0	0	122
PERRY	2	2	165	0	8	1	4	1	10	0	1	194
PIKE	2	0	157	0	3	0	0	1	32	0	55	250
PUTNAM	1	0	94	0	52	1	19	0	1	0	0	168
SANDUSKY #1	2	0	164	0	26	0	7	1	5	0	1	206
SANDUSKY #2	0	0	80	0	28	3	21	0	7	0	0	139
TRUMBULL (C)	0	0	69	0	33	0	6	2	5	0	0	115
TRUMBULL (E)	1	0	83	0	25	1	3	0	5	0	0	118
TUSCARAWAS	1	1	173	3	47	0	27	0	7	0	22	281
VINTON	0	0	80	0	0	1	20	0	2	0	1	104
WARREN	3	2	258	0	84	0	11	0	70	0	5	433
STATEWIDE	67	503	6,495	7	1,848	32	618	84	584	12	196	10,446

COUNTY COURTS-O.M.V.I. CASES
 STATEWIDE NEW CASES FILED AND TOTAL TERMINATIONS COMPARISON
 1998-2002



COUNTY COURTS-OTHER TRAFFIC CASES
 STATEWIDE NEW CASES FILED AND TOTAL TERMINATIONS COMPARISON
 1998-2002



COUNTY COURTS
OTHER TRAFFIC OVERALL CASELOADS
2002

<i>COURT</i>	<i>CASES PENDING JANUARY 1</i>	<i>NEW FILINGS</i>	<i>REACTIVATIONS AND TRANSFERS</i>	<i>TOTAL CASES</i>	<i>TOTAL TERMIN- ATIONS</i>	<i>CLEARANCE RATE</i>	<i>CASES PENDING DECEMBER 31</i>	<i>CASES PENDING BEYOND TIME GUIDELINES</i>
ADAMS	200	4,909	79	5,188	4,840	97.0%	348	4
ASHTABULA (E)	102	3,529	284	3,915	3,779	99.1%	136	5
ASHTABULA (W)	168	3,298	0	3,466	3,225	97.8%	241	1
BELMONT (E)	436	4,547	0	4,983	4,639	102.0%	344	7
BELMONT (N)	248	2,689	0	2,937	2,806	104.4%	131	0
BELMONT (W)	816	6,100	0	6,916	6,311	103.5%	605	0
BROWN	549	10,716	282	11,547	10,692	97.2%	855	26
BUTLER #1	244	4,799	130	5,173	4,933	100.1%	240	0
BUTLER #2	905	8,607	375	9,887	8,884	98.9%	1,003	0
BUTLER #3	511	6,312	488	7,311	6,827	100.4%	484	0
CARROLL	107	3,020	7	3,134	2,988	98.7%	146	2
COLUMBIANA*	864	10,496	483	11,843	11,284	102.8%	559	3
DARKE	191	6,109	4	6,304	6,141	100.5%	163	2
ERIE	397	12,550	1,068	14,015	13,620	100.0%	395	0
FULTON (E)	331	6,352	3	6,686	6,360	100.1%	326	2
FULTON (W)	421	6,429	440	7,290	6,889	100.3%	401	0
HARRISON	142	3,610	254	4,006	3,892	100.7%	114	1
HIGHLAND	20	598	9	627	574	94.6%	53	0
HOLMES	127	2,560	0	2,687	2,548	99.5%	139	0
JEFFERSON #1	68	4,044	0	4,112	4,033	99.7%	79	0
JEFFERSON #2	29	2,002	121	2,152	2,078	97.9%	74	19
JEFFERSON #3	119	2,045	6	2,170	2,056	100.2%	114	28
MAHONING #2	708	7,615	264	8,587	7,934	100.7%	653	45
MAHONING #3	147	2,138	89	2,374	2,209	99.2%	165	12
MAHONING #4	994	13,029	786	14,809	13,850	100.3%	959	21
MAHONING #5	313	7,568	409	8,290	7,899	99.0%	391	24
MEIGS	1,017	3,500	32	4,549	3,984	112.8%	565	102
MONROE	78	1,267	4	1,349	1,319	103.8%	30	1
MONTGOMERY #1	445	8,212	1,068	9,725	9,280	100.0%	445	0
MONTGOMERY #2	247	5,010	361	5,618	5,393	100.4%	225	0
MORGAN	21	724	1	746	716	98.8%	30	0
MORROW	475	10,554	967	11,996	11,690	101.5%	306	2
MUSKINGUM	399	9,376	23	9,798	9,364	99.6%	434	1
NOBLE	17	1,404	0	1,421	1,402	99.9%	19	0
PAULDING	78	3,495	13	3,586	3,473	99.0%	113	6
PERRY	147	3,157	213	3,517	3,435	101.9%	82	0
PIKE	346	2,799	218	3,363	3,034	100.6%	329	32
PUTNAM	123	2,622	0	2,745	2,553	97.4%	192	0
SANDUSKY #1	287	7,488	715	8,490	7,998	97.5%	492	0
SANDUSKY #2	277	5,997	536	6,810	6,482	99.2%	328	0
TRUMBULL (C)	129	1,705	37	1,871	1,738	99.8%	133	0
TRUMBULL (E)	83	781	47	911	866	104.6%	45	2
TUSCARAWAS	472	3,322	46	3,840	3,671	109.0%	169	36
VINTON	82	2,202	4	2,288	2,097	95.1%	191	46
WARREN	179	8,699	977	9,855	9,337	96.5%	518	8
STATEWIDE	14,059	227,985	10,843	242,044	239,123	100.1%	2,921	438

45

*2002, a transition year from county to municipal court.

**COUNTY COURTS
OTHER TRAFFIC TERMINATIONS
2002**

COURT	JURY TRIAL	COURT TRIAL	GUILTY/NO CONTEST TO ORIGINAL CHARGE		GUILTY/NO CONTEST TO REDUCED	DISMISSAL: LACK OF SPEEDY TRIAL	OTHER DISMISSALS	VIOLATIONS BUREAU	TRANS-FERRED OUT	UNAVAIL-ABILITY OF PARTY	BANKRUPTCY	OTHER TERMINATIONS
			JUDGE	MAGISTRATE							STAY / INTER-LOCUTORY APPEAL	
ADAMS	1	1	449	0	69	0	101	4,022	0	197	0	0
ASHTABULA (E)	0	26	256	0	81	18	94	3,028	0	261	0	15
ASHTABULA (W)	0	1	603	0	40	0	72	2,350	0	156	3	0
BELMONT (E)	0	16	311	0	99	0	123	3,816	0	264	0	10
BELMONT (N)	0	0	439	0	1	0	70	2,094	0	196	0	6
BELMONT (W)	1	33	308	0	33	0	69	5,273	1	582	0	11
BROWN	0	35	643	0	65	3	117	9,268	15	535	0	11
BUTLER #1	2	51	831	2	193	0	179	3,431	5	239	0	0
BUTLER #2	2	11	1,436	0	48	0	189	6,478	6	710	0	4
BUTLER #3	7	36	1,342	0	47	0	94	4,566	24	703	0	8
CARROLL	1	10	788	0	61	0	62	2,053	0	13	0	0
COLUMBIANA	2	29	1,597	0	70	1	111	8,623	4	846	0	1
DARKE	0	233	1,333	0	39	0	59	4,080	0	261	0	136
ERIE	0	49	863	0	4	0	54	11,238	1	1,411	0	0
FULTON (E)	2	313	702	5	6	1	15	4,402	0	914	0	0
FULTON (W)	2	81	370	0	0	2	108	5,721	3	559	0	43
HARRISON	0	38	411	0	78	0	67	3,022	0	275	0	1
HIGHLAND	0	19	151	0	21	0	26	348	0	9	0	0
HOLMES	20	58	330	1	5	1	3	2,125	0	0	0	5
JEFFERSON #1	0	0	656	0	25	5	145	2,985	0	217	0	0
JEFFERSON #2	11	1	352	0	26	11	56	1,617	1	2	1	0
JEFFERSON #3	14	0	378	0	25	4	11	1,580	0	35	7	2
MAHONING #2	1	14	1,649	0	476	1	236	4,617	14	248	0	678
MAHONING #3	1	240	274	0	2	0	32	1,527	2	41	0	90
MAHONING #4	3	1	2,056	1	555	39	208	9,851	19	299	0	818
MAHONING #5	0	0	730	0	340	0	84	6,085	0	616	0	44
MEIGS	1	4	841	0	38	0	0	2,520	0	576	0	4
MONROE	0	3	137	0	8	0	6	1,124	0	34	0	7
MONTGOMERY #1	4	35	2,785	0	701	7	313	4,179	1	1,249	0	6
MONTGOMERY #2	0	12	2,113	0	55	2	210	2,479	3	518	0	1
MORGAN	2	0	162	0	10	1	26	509	0	6	0	0
MORROW	0	28	430	0	152	1	1,052	8,791	11	1,220	0	5
MUSKINGUM	0	52	831	0	0	2	23	8,408	2	31	0	15
NOBLE	0	0	112	0	0	8	1	1,228	0	53	0	0
PAULDING	0	7	381	0	60	2	36	2,868	0	117	0	2
PERRY	1	17	314	2	8	2	23	2,788	2	270	0	8
PIKE	5	0	972	0	2	0	0	1,581	2	277	0	195
PUTNAM	0	3	514	0	58	5	158	1,802	0	12	0	1
SANDUSKY #1	1	3	446	0	112	1	49	6,311	1	1,070	0	4
SANDUSKY #2	1	7	391	0	145	3	176	4,988	0	771	0	0
TRUMBULL (C)	0	4	351	0	61	0	40	1,188	1	93	0	0
TRUMBULL (E)	2	1	404	0	29	0	9	350	0	71	0	0
TUSCARAWAS	2	3	458	7	60	4	91	2,529	0	140	0	377
VINTON	1	0	415	0	1	0	31	1,502	0	147	0	0
WARREN	1	39	2,506	0	122	1	80	5,127	7	1,423	0	31
STATEWIDE	91	1,514	33,821	18	4,031	125	4,709	174,472	125	17,667	11	2,539

COUNTY COURTS
PERSONAL INJURY AND PROPERTY DAMAGE OVERALL CASELOADS
2002

<u>COURT</u>	<u>CASES PENDING JANUARY 1</u>	<u>NEW FILINGS</u>	<u>REACTIVATIONS AND TRANSFERS</u>	<u>TOTAL CASES</u>	<u>TOTAL TERMIN- ATIONS</u>	<u>CLEARANCE RATE</u>	<u>CASES PENDING DECEMBER 31</u>	<u>CASES PENDING BEYOND TIME GUIDELINES</u>
ADAMS	9	20	0	29	21	105.0%	8	0
ASHTABULA (E)	4	20	0	24	11	55.0%	13	0
ASHTABULA (W)	0	0	0	0	0	-	0	0
BELMONT (E)	9	11	0	20	16	145.5%	4	0
BELMONT (N)	5	12	0	17	11	91.7%	6	0
BELMONT (W)	8	14	0	22	17	121.4%	5	0
BROWN	18	27	0	45	35	129.6%	10	0
BUTLER #1	5	13	0	18	13	100.0%	5	0
BUTLER #2	6	9	0	15	10	111.1%	5	0
BUTLER #3	17	32	1	50	32	97.0%	18	0
CARROLL	0	0	0	0	0	-	0	0
COLUMBIANA*	7	32	1	40	29	87.9%	11	0
DARKE	11	27	1	39	28	100.0%	11	0
ERIE	4	8	0	12	8	100.0%	4	0
FULTON (E)	0	0	0	0	0	-	0	0
FULTON (W)	0	0	0	0	0	-	0	0
HARRISON	5	8	1	14	9	100.0%	5	1
HIGHLAND	7	4	0	11	9	225.0%	2	0
HOLMES	0	0	0	0	0	-	0	0
JEFFERSON #1	0	0	0	0	0	-	0	0
JEFFERSON #2	0	0	0	0	0	-	0	0
JEFFERSON #3	0	0	0	0	0	-	0	0
MAHONING #2	19	46	0	65	44	95.7%	21	0
MAHONING #3	1	0	0	1	1	-	0	0
MAHONING #4	23	31	2	56	43	130.3%	13	0
MAHONING #5	5	9	0	14	10	111.1%	4	0
MEIGS	19	8	0	27	16	200.0%	11	5
MONROE	0	0	0	0	0	-	0	0
MONTGOMERY #1	17	43	0	60	47	109.3%	13	0
MONTGOMERY #2	34	79	2	115	79	97.5%	36	0
MORGAN	5	4	0	9	9	225.0%	0	0
MORROW	0	0	0	0	0	-	0	0
MUSKINGUM	0	0	0	0	0	-	0	0
NOBLE	0	1	0	1	1	100.0%	0	0
PAULDING	3	8	0	11	8	100.0%	3	0
PERRY	4	24	0	28	22	91.7%	6	0
PIKE	14	23	1	38	23	95.8%	15	0
PUTNAM	0	0	0	0	0	-	0	0
SANDUSKY #1	1	0	0	1	1	-	0	0
SANDUSKY #2	2	5	0	7	5	100.0%	2	0
TRUMBULL (C)	8	13	0	21	15	115.4%	6	0
TRUMBULL (E)	1	4	0	5	3	75.0%	2	0
TUSCARAWAS	1	0	0	1	1	-	0	0
VINTON	0	0	0	0	0	-	0	0
WARREN	14	33	0	47	30	90.9%	17	0
STATEWIDE	286	568	9	854	607	105.2%	247	6

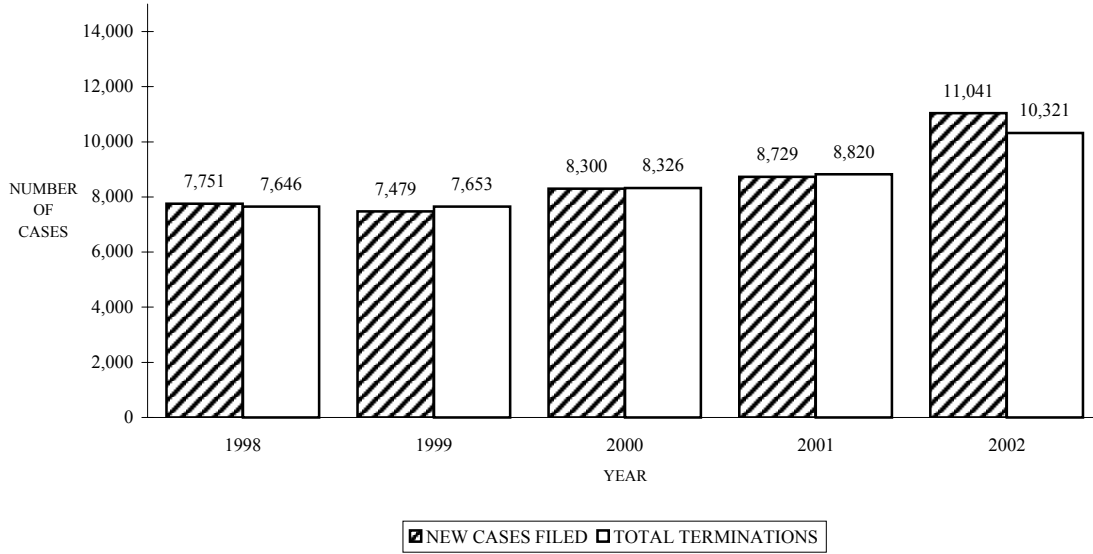
*2002, a transition year from county to municipal court.

COUNTY COURTS
PERSONAL INJURY AND PROPERTY DAMAGE TERMINATIONS
2002

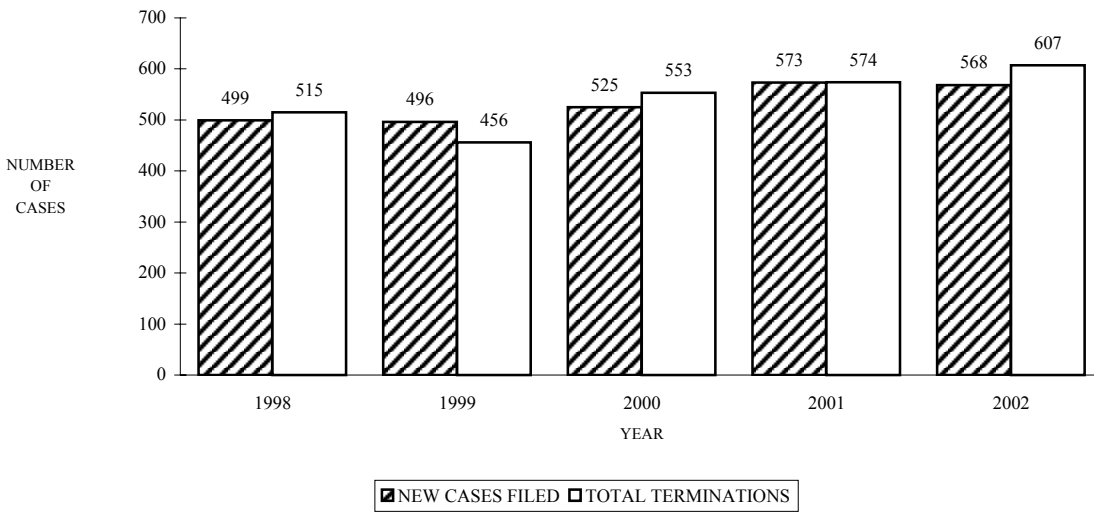
<u>COURT</u>	<u>JURY TRIAL</u>	<u>COURT TRIAL</u>	<u>DEFAULT HEARING BY JUDGE</u>	<u>DEFAULT HEARING BY MAGISTRATE</u>	<u>DISMISSALS</u>			<u>TRANS-FERRED OUT</u>	<u>PRIVATE JUDGE REFERRAL</u>	<u>UNVAAIL-ABILITY OF PARTY</u>	<u>BANKRUPTCY</u>		<u>TOTAL TERMIN-ATIONS</u>
					<u>OF PROS-ECUTION</u>	<u>OTHER DISMIS-SALS</u>	<u>LOCUTORY APPEAL</u>				<u>OTHER TERMIN-ATIONS</u>		
ADAMS	0	0	18	0	3	0	0	0	0	0	0	0	21
ASHTABULA (E)	1	0	5	0	1	4	0	0	0	0	0	0	11
ASHTABULA (W)	0	0	0	0	0	0	0	0	0	0	0	0	0
BELMONT (E)	0	0	11	0	0	4	0	0	0	0	0	1	16
BELMONT (N)	0	0	8	0	0	3	0	0	0	0	0	0	11
BELMONT (W)	0	0	13	0	0	4	0	0	0	0	0	0	17
BROWN	0	0	21	0	1	13	0	0	0	0	0	0	35
BUTLER #1	0	1	9	0	0	3	0	0	0	0	0	0	13
BUTLER #2	0	0	6	2	0	2	0	0	0	0	0	0	10
BUTLER #3	0	0	23	1	0	8	0	0	0	0	0	0	32
CARROLL	0	0	0	0	0	0	0	0	0	0	0	0	0
COLUMBIANA*	0	0	22	0	1	4	1	0	0	0	0	1	29
DARKE	0	3	18	0	0	5	1	0	0	0	0	1	28
ERIE	0	1	4	0	0	3	0	0	0	0	0	0	8
FULTON (E)	0	0	0	0	0	0	0	0	0	0	0	0	0
FULTON (W)	0	0	0	0	0	0	0	0	0	0	0	0	0
HARRISON	0	1	7	0	0	1	0	0	0	0	0	0	9
HIGHLAND	0	2	5	0	0	2	0	0	0	0	0	0	9
HOLMES	0	0	0	0	0	0	0	0	0	0	0	0	0
JEFFERSON #1	0	0	0	0	0	0	0	0	0	0	0	0	0
JEFFERSON #2	0	0	0	0	0	0	0	0	0	0	0	0	0
JEFFERSON #3	0	0	0	0	0	0	0	0	0	0	0	0	0
MAHONING #2	0	5	17	2	0	18	0	0	1	0	0	1	44
MAHONING #3	0	1	0	0	0	0	0	0	0	0	0	0	1
MAHONING #4	0	1	24	0	0	15	0	0	1	0	0	2	43
MAHONING #5	0	0	7	0	0	1	0	0	0	1	1	1	10
MEIGS	0	0	0	0	0	16	0	0	0	0	0	0	16
MONROE	0	0	0	0	0	0	0	0	0	0	0	0	0
MONTGOMERY #1	0	0	33	0	0	11	0	0	0	1	2	2	47
MONTGOMERY #2	1	4	51	0	0	21	1	0	0	1	0	0	79
MORGAN	0	0	7	0	0	2	0	0	0	0	0	0	9
MORROW	0	0	0	0	0	0	0	0	0	0	0	0	0
MUSKINGUM	0	0	0	0	0	0	0	0	0	0	0	0	0
NOBLE	0	0	0	0	1	0	0	0	0	0	0	0	1
PAULDING	0	0	6	0	0	2	0	0	0	0	0	0	8
PERRY	0	0	17	0	3	0	1	0	0	0	0	1	22
PIKE	0	0	17	0	0	5	0	0	0	0	0	1	23
PUTNAM	0	0	0	0	0	0	0	0	0	0	0	0	0
SANDUSKY #1	1	0	0	0	0	0	0	0	0	0	0	0	1
SANDUSKY #2	0	0	3	0	0	2	0	0	0	0	0	0	5
TRUMBULL (C)	0	2	6	0	1	5	0	0	0	1	0	0	15
TRUMBULL (E)	0	0	3	0	0	0	0	0	0	0	0	0	3
TUSCARAWAS	0	0	0	0	0	1	0	0	0	0	0	0	1
VINTON	0	0	0	0	0	0	0	0	0	0	0	0	0
WARREN	0	4	1	22	0	3	0	0	0	0	0	0	30
STATEWIDE	3	25	362	27	11	158	4	0	2	4	11	607	

*2002, a transition year from county to municipal court.

COUNTY COURTS-CONTRACTS CASES
STATEWIDE NEW CASES FILED AND TOTAL TERMINATIONS COMPARISON
1998-2002



COUNTY COURTS-PERSONAL INJURY and PROPERTY DAMAGE CASES
STATEWIDE NEW CASES FILED AND TOTAL TERMINATIONS COMPARISON
1998-2002



COUNTY COURTS
CONTRACTS OVERALL CASELOADS
2002

<i>COURT</i>	<i>CASES PENDING JANUARY 1</i>	<i>NEW FILINGS</i>	<i>REACTIVATIONS AND TRANSFERS</i>	<i>TOTAL CASES</i>	<i>TOTAL TERMIN- ATIONS</i>	<i>CLEARANCE RATE</i>	<i>CASES PENDING DECEMBER 31</i>	<i>CASES PENDING BEYOND TIME GUIDELINES</i>
ADAMS	73	338	0	411	312	92.3%	99	6
ASHTABULA (E)	53	298	1	352	248	82.9%	104	2
ASHTABULA (W)	74	363	0	437	307	84.6%	130	1
BELMONT (E)	39	155	0	194	143	92.3%	51	3
BELMONT (N)	25	151	0	176	143	94.7%	33	0
BELMONT (W)	33	188	0	221	180	95.7%	41	0
BROWN	22	98	8	128	97	91.5%	31	0
BUTLER #1	50	188	4	242	166	86.5%	76	0
BUTLER #2	88	126	4	218	126	96.9%	92	0
BUTLER #3	134	435	10	579	397	89.2%	182	0
CARROLL	0	2	0	2	1	50.0%	1	0
COLUMBIANA*	337	1,153	15	1,505	1,142	97.8%	363	0
DARKE	194	683	1	878	688	100.6%	190	5
ERIE	10	43	0	53	38	88.4%	15	0
FULTON (E)	0	0	0	0	0	-	0	0
FULTON (W)	0	0	0	0	0	-	0	0
HARRISON	10	124	0	134	97	78.2%	37	0
HIGHLAND	20	42	0	62	44	104.8%	18	0
HOLMES	55	181	0	236	188	103.9%	48	0
JEFFERSON #1	26	123	0	149	115	93.5%	34	0
JEFFERSON #2	47	198	6	251	186	91.2%	65	53
JEFFERSON #3	28	90	0	118	79	87.8%	39	0
MAHONING #2	100	389	3	492	367	93.6%	125	5
MAHONING #3	42	147	0	189	135	91.8%	54	45
MAHONING #4	94	462	23	579	413	85.2%	166	18
MAHONING #5	73	214	8	295	192	86.5%	103	17
MEIGS	116	192	0	308	191	99.5%	117	42
MONROE	0	0	0	0	0	-	0	0
MONTGOMERY #1	150	676	1	827	629	92.9%	198	0
MONTGOMERY #2	139	529	12	680	468	86.5%	212	0
MORGAN	28	117	0	145	111	94.9%	34	0
MORROW	110	315	0	425	247	78.4%	178	0
MUSKINGUM	95	532	0	627	473	88.9%	154	1
NOBLE	13	67	0	80	66	98.5%	14	0
PAULDING	23	52	3	78	69	125.5%	9	0
PERRY	67	427	0	494	416	97.4%	78	0
PIKE	153	314	5	472	286	89.7%	186	72
PUTNAM	74	323	0	397	322	99.7%	75	0
SANDUSKY #1	36	135	0	171	141	104.4%	30	0
SANDUSKY #2	24	128	0	152	0	0.0%	152	0
TRUMBULL (C)	58	179	4	241	164	89.6%	77	0
TRUMBULL (E)	37	116	3	156	117	98.3%	39	0
TUSCARAWAS	68	248	0	316	245	98.8%	71	4
VINTON	0	0	0	0	0	-	0	0
WARREN	142	500	23	665	0	0.0%	665	49
STATEWIDE	2,960	11,041	134	14,001	10,321	92.4%	3,680	323

45

*2002, a transition year from county to municipal court.

COUNTY COURTS
CONTRACTS TERMINATIONS
2002

COURT	JURY TRIAL	COURT TRIAL	DEFAULT HEARING BY JUDGE	DEFAULT HEARING BY MAGISTRATE	FOR WANT OF PROSECUTION	OTHER DISMISSALS	TRANSFERRED OUT	PRIVATE JUDGE REFERRAL	UNAVAILABLE OF PARTY	BANKRUPTCY	OTHER TERMINATIONS	TOTAL TERMINATIONS
										STAY / INTER-LOCUTORY APPEAL		
ADAMS	0	0	238	0	62	5	0	0	0	7	0	312
ASHTABULA (E)	11	0	162	0	3	62	1	0	0	8	1	248
ASHTABULA (W)	0	0	238	0	0	55	0	0	0	14	0	307
BELMONT (E)	0	0	112	0	0	28	0	0	0	0	3	143
BELMONT (N)	0	2	108	0	0	25	0	0	0	2	6	143
BELMONT (W)	0	0	128	0	0	41	0	0	0	4	7	180
BROWN	0	6	57	0	0	30	0	0	0	2	2	97
BUTLER #1	14	5	101	5	5	35	1	0	0	0	0	166
BUTLER #2	1	2	51	7	35	26	0	1	0	0	3	126
BUTLER #3	0	1	223	8	0	148	2	0	0	9	6	397
CARROLL	0	0	1	0	0	0	0	0	0	0	0	1
COLUMBIANA*	0	9	875	0	34	199	17	0	1	4	3	1,142
DARKE	0	27	481	0	0	127	0	0	0	16	37	688
ERIE	0	0	28	0	0	9	0	0	0	1	0	38
FULTON (E)	0	0	0	0	0	0	0	0	0	0	0	0
FULTON (W)	0	0	0	0	0	0	0	0	0	0	0	0
HARRISON	0	3	77	0	0	14	0	0	0	2	1	97
HIGHLAND	0	1	24	0	4	15	0	0	0	0	0	44
HOLMES	0	0	145	0	0	42	0	0	0	1	0	188
JEFFERSON #1	0	0	94	0	0	13	0	0	7	1	0	115
JEFFERSON #2	0	0	149	0	0	32	0	0	0	2	3	186
JEFFERSON #3	0	0	43	0	0	8	21	0	5	2	0	79
MAHONING #2	0	25	242	2	0	68	0	1	0	11	18	367
MAHONING #3	0	3	89	0	0	39	0	0	0	3	1	135
MAHONING #4	1	15	280	11	0	59	9	0	13	15	10	413
MAHONING #5	0	12	113	0	0	47	5	0	0	8	7	192
MEIGS	0	0	13	0	0	171	0	0	0	7	0	191
MONROE	0	0	0	0	0	0	0	0	0	0	0	0
MONTGOMERY #1	4	9	482	0	0	113	0	0	0	7	14	629
MONTGOMERY #2	4	21	337	0	0	71	2	0	0	6	27	468
MORGAN	0	0	86	0	0	23	0	0	0	1	1	111
MORROW	0	1	110	82	0	52	2	0	0	0	0	247
MUSKINGUM	1	0	451	0	1	19	0	0	0	0	1	473
NOBLE	0	0	14	0	48	4	0	0	0	0	0	66
PAULDING	0	0	50	0	0	17	0	0	0	1	1	69
PERRY	0	1	339	0	45	18	2	0	0	5	6	416
PIKE	0	0	197	1	0	54	0	0	0	8	26	286
PUTNAM	3	0	237	0	0	58	1	0	4	3	16	322
SANDUSKY #1	0	3	109	0	0	27	0	0	0	0	2	141
SANDUSKY #2	1	0	82	0	0	34	0	0	0	3	0	120
TRUMBULL (C)	0	8	104	0	7	34	0	0	0	11	0	164
TRUMBULL (E)	0	11	81	0	4	17	1	0	0	2	1	117
TUSCARAWAS	0	5	192	0	0	48	0	0	0	0	0	245
VINTON	0	0	0	0	0	0	0	0	0	0	0	0
WARREN	0	30	1	403	0	15	0	0	0	0	3	452
STATEWIDE	40	200	6,944	519	248	1,902	64	2	30	166	206	10,321

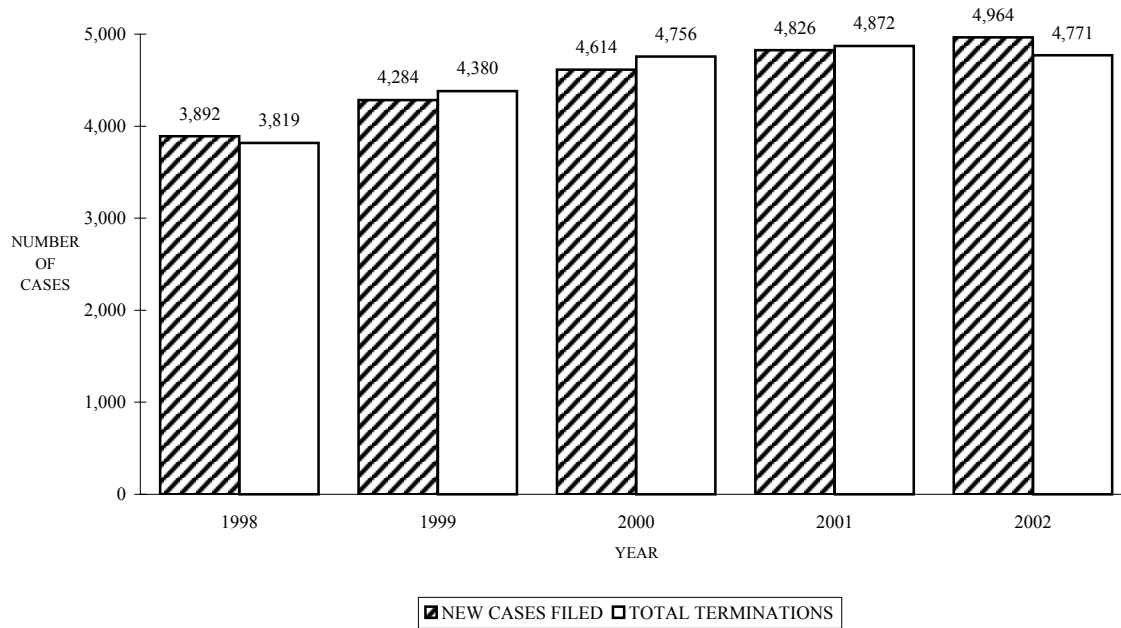
COUNTY COURTS
F.E.D. OVERALL CASELOADS
2002

<u>COURT</u>	<u>CASES PENDING JANUARY 1</u>	<u>NEW FILINGS</u>	<u>REACTIVATIONS AND TRANSFERS</u>	<u>TOTAL CASES</u>	<u>TOTAL TERMIN- ATIONS</u>	<u>CLEARANCE RATE</u>	<u>CASES PENDING DECEMBER 31</u>	<u>CASES PENDING BEYOND TIME GUIDELINES</u>
ADAMS	11	115	0	126	110	95.7%	16	2
ASHTABULA (E)	3	44	0	47	47	106.8%	0	0
ASHTABULA (W)	37	94	0	131	113	120.2%	18	0
BELMONT (E)	5	48	0	53	44	91.7%	9	2
BELMONT (N)	10	75	0	85	73	97.3%	12	0
BELMONT (W)	15	42	0	57	50	119.0%	7	0
BROWN	18	149	1	168	158	105.3%	10	2
BUTLER #1	20	84	0	104	75	89.3%	29	0
BUTLER #2	135	397	2	534	436	109.3%	98	0
BUTLER #3	71	665	4	740	640	95.7%	100	0
CARROLL	10	54	0	64	54	100.0%	10	0
COLUMBIANA*	44	219	2	265	232	105.0%	33	0
DARKE	18	111	1	130	118	105.4%	12	0
ERIE	6	22	0	28	23	104.5%	5	0
FULTON (E)	10	47	0	57	53	112.8%	4	0
FULTON (W)	5	61	0	66	60	98.4%	6	0
HARRISON	2	30	0	32	26	86.7%	6	0
HIGHLAND	8	36	0	44	40	111.1%	4	0
HOLMES	4	33	0	37	29	87.9%	8	0
JEFFERSON #1	7	36	0	43	32	88.9%	11	0
JEFFERSON #2	3	26	0	29	26	100.0%	3	1
JEFFERSON #3	0	19	0	19	16	84.2%	3	0
MAHONING #2	24	146	0	170	142	97.3%	28	0
MAHONING #3	14	49	0	63	50	102.0%	13	0
MAHONING #4	145	419	12	576	414	96.1%	162	23
MAHONING #5	3	16	0	19	17	106.3%	2	0
MEIGS	120	63	0	183	99	157.1%	84	62
MONROE	0	0	0	0	0	-	0	0
MONTGOMERY #1	46	476	0	522	291	61.1%	231	0
MONTGOMERY #2	28	375	0	403	380	101.3%	23	0
MORGAN	7	36	1	44	41	110.8%	3	0
MORROW	81	58	3	142	70	114.8%	72	0
MUSKINGUM	4	93	0	97	91	97.8%	6	0
NOBLE	2	14	0	16	15	107.1%	1	0
PAULDING	7	40	0	47	31	77.5%	16	0
PERRY	16	133	0	149	116	87.2%	33	0
PIKE	42	119	0	161	52	43.7%	109	31
PUTNAM	1	21	1	23	21	95.5%	2	0
SANDUSKY #1	8	52	0	60	54	103.8%	6	0
SANDUSKY #2	10	15	0	25	18	120.0%	7	0
TRUMBULL (C)	14	46	0	60	40	87.0%	20	0
TRUMBULL (E)	12	38	0	50	43	113.2%	7	0
TUSCARAWAS	7	163	0	170	154	94.5%	16	0
VINTON	7	24	0	31	27	112.5%	4	0
WARREN	16	161	0	177	150	93.2%	27	0
STATEWIDE	1,056	4,964	27	6,047	4,771	95.6%	1,276	123

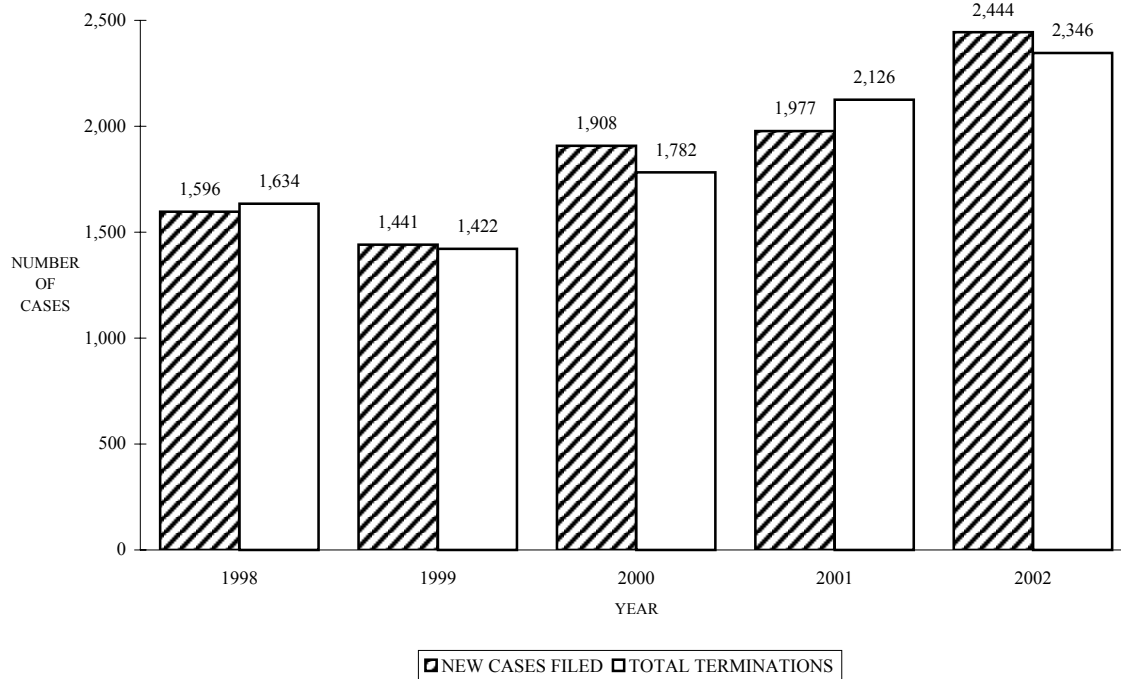
COUNTY COURTS
F.E.D. TERMINATIONS
2002

COURT	JURY TRIAL	COURT TRIAL	DEFAULT HEARING BY JUDGE	DEFAULT HEARING BY MAGISTRATE	DISMISSAL FOR WANT OF PROSECUTION	OTHER DISMISSALS	TRANSFERRED OUT	PRIVATE JUDGE REFERRAL	UNAVAILABLE ABILITY OF PARTY	BANKRUPTCY		TOTAL TERMINATIONS
										STAY/INTER-LOCUTORY APPEAL	OTHER TERMINATIONS	
ADAMS	0	0	63	0	46	1	0	0	0	0	0	110
ASHTABULA (E)	0	0	24	0	0	21	1	0	0	0	1	47
ASHTABULA (W)	0	0	53	0	0	59	0	0	0	1	0	113
BELMONT (E)	0	0	30	0	0	14	0	0	0	0	0	44
BELMONT (N)	0	0	52	0	0	19	0	0	0	0	2	73
BELMONT (W)	0	0	35	0	0	11	0	0	0	0	4	50
BROWN	0	2	114	0	0	39	0	0	0	0	3	158
BUTLER #1	0	0	2	51	2	20	0	0	0	0	0	75
BUTLER #2	0	0	17	75	54	285	0	0	0	4	1	436
BUTLER #3	0	0	1	246	1	390	0	0	0	1	1	640
CARROLL	0	0	36	0	0	18	0	0	0	0	0	54
COLUMBIANA*	0	2	122	0	2	93	12	0	0	1	0	232
DARKE	0	2	82	0	0	27	0	0	0	1	6	118
ERIE	0	0	10	0	0	12	0	0	0	1	0	23
FULTON (E)	0	0	21	0	0	32	0	0	0	0	0	53
FULTON (W)	0	0	44	0	0	15	0	0	0	0	1	60
HARRISON	0	0	16	0	0	10	0	0	0	0	0	26
HIGHLAND	0	0	32	0	0	8	0	0	0	0	0	40
HOLMES	0	0	20	0	0	7	0	0	0	0	2	29
JEFFERSON #1	0	0	28	0	0	2	1	0	1	0	0	32
JEFFERSON #2	0	0	19	0	0	5	0	0	0	2	0	26
JEFFERSON #3	0	0	11	0	0	3	1	0	1	0	0	16
MAHONING #2	0	3	60	12	0	65	0	0	0	1	1	142
MAHONING #3	0	1	24	0	0	25	0	0	0	0	0	50
MAHONING #4	2	4	136	14	0	246	1	0	2	1	8	414
MAHONING #5	0	0	7	0	0	7	0	0	0	0	3	17
MEIGS	0	0	35	0	0	63	0	0	0	1	0	99
MONROE	0	0	0	0	0	0	0	0	0	0	0	0
MONTGOMERY #1	0	1	183	0	0	103	0	0	0	2	2	291
MONTGOMERY #2	0	2	261	0	0	113	0	0	0	1	3	380
MORGAN	0	0	28	0	0	13	0	0	0	0	0	41
MORROW	2	15	34	0	0	19	0	0	0	0	0	70
MUSKINGUM	0	0	91	0	0	0	0	0	0	0	0	91
NOBLE	0	0	12	0	2	1	0	0	0	0	0	15
PAULDING	0	0	23	0	0	8	0	0	0	0	0	31
PERRY	0	0	82	0	22	9	0	0	0	1	2	116
PIKE	0	0	20	0	0	18	0	0	0	0	14	52
PUTNAM	4	0	2	0	0	5	1	0	1	0	8	21
SANDUSKY #1	0	0	43	0	0	10	0	0	0	0	1	54
SANDUSKY #2	0	0	14	0	0	4	0	0	0	0	0	18
TRUMBULL (C)	0	0	19	0	7	14	0	0	0	0	0	40
TRUMBULL (E)	0	0	30	0	5	8	0	0	0	0	0	43
TUSCARAWAS	0	0	86	0	0	68	0	0	0	0	0	154
VINTON	0	0	23	0	0	4	0	0	0	0	0	27
WARREN	0	2	0	146	0	2	0	0	0	0	0	150
STATEWIDE	8	34	2,045	544	141	1,896	17	0	5	18	63	4,771

COUNTY COURTS-F.E.D. CASES
STATEWIDE NEW CASES FILED AND TOTAL TERMINATIONS COMPARISON
1998-2002



COUNTY COURTS-OTHER CIVIL CASES
STATEWIDE NEW CASES FILED AND TOTAL TERMINATIONS COMPARISON
1998-2002



COUNTY COURTS
OTHER CIVIL OVERALL CASELOADS
2002

<i>COURT</i>	<i>CASES PENDING JANUARY 1</i>	<i>NEW FILINGS</i>	<i>REACTIVATIONS AND TRANSFERS</i>	<i>TOTAL CASES</i>	<i>TOTAL TERMIN- ATIONS</i>	<i>CLEARANCE RATE</i>	<i>CASES PENDING DECEMBER 31</i>	<i>CASES PENDING BEYOND TIME GUIDELINES</i>
ADAMS	4	3	0	7	6	200.0%	1	0
ASHTABULA (E)	2	40	0	42	32	80.0%	10	1
ASHTABULA (W)	1	10	0	11	7	70.0%	4	0
BELMONT (E)	2	5	0	7	6	120.0%	1	1
BELMONT (N)	0	24	0	24	0	0.0%	24	0
BELMONT (W)	0	0	0	0	0	-	0	0
BROWN	111	554	12	677	506	89.4%	171	15
BUTLER #1	3	13	0	16	13	100.0%	3	0
BUTLER #2	5	16	0	21	16	100.0%	5	0
BUTLER #3	24	20	0	44	34	170.0%	10	0
CARROLL	44	195	3	242	177	89.4%	65	0
COLUMBIANA*	3	12	0	15	11	-	4	0
DARKE	3	19	0	22	19	100.0%	3	0
ERIE	7	41	0	48	38	92.7%	10	0
FULTON (E)	58	273	1	332	260	94.9%	72	1
FULTON (W)	76	444	1	521	437	98.2%	84	0
HARRISON	0	4	0	4	2	50.0%	2	0
HIGHLAND	2	4	0	6	2	50.0%	4	0
HOLMES	1	5	0	6	5	100.0%	1	0
JEFFERSON #1	0	0	0	0	0	-	0	0
JEFFERSON #2	0	0	0	0	0	-	0	0
JEFFERSON #3	2	2	0	4	4	200.0%	0	0
MAHONING #2	6	29	1	36	28	93.3%	8	0
MAHONING #3	1	4	0	5	4	-	1	0
MAHONING #4	5	9	0	14	7	77.8%	7	0
MAHONING #5	9	7	0	16	13	185.7%	3	40
MEIGS	28	12	0	40	24	200.0%	16	10
MONROE	30	98	0	128	114	116.3%	14	0
MONTGOMERY #1	3	126	0	129	126	100.0%	3	0
MONTGOMERY #2	0	82	0	82	82	100.0%	0	0
MORGAN	1	2	1	4	3	100.0%	1	0
MORROW	7	10	0	17	6	60.0%	11	0
MUSKINGUM	2	25	0	27	22	88.0%	5	0
NOBLE	0	3	0	3	2	66.7%	1	0
PAULDING	54	181	6	241	187	100.0%	54	3
PERRY	3	3	0	6	3	100.0%	3	0
PIKE	11	11	0	22	1	9.1%	21	10
PUTNAM	1	4	0	5	4	100.0%	1	0
SANDUSKY #1	0	9	0	9	6	66.7%	3	0
SANDUSKY #2	4	7	0	11	10	142.9%	1	0
TRUMBULL (C)	0	0	0	0	0	-	0	0
TRUMBULL (E)	1	4	0	5	3	75.0%	2	0
TUSCARAWAS	3	5	0	8	6	120.0%	2	0
VINTON	23	118	3	144	108	89.3%	36	3
WARREN	1	11	0	12	12	109.1%	0	0
STATEWIDE	541	2,444	28	2,985	2,346	94.9%	639	84

45

*2002, a transition year from county to municipal court.

**COUNTY COURTS
OTHER CIVIL TERMINATIONS
2002**

COURT	JURY TRIAL	COURT TRIAL	DEFAULT HEARING BY JUDGE	DEFAULT HEARING BY MAGISTRATE	DISMISSAL			TRANS-FERRED OUT	PRIVATE JUDGE REFERRAL	UNVAVAIL-ABILITY OF PARTY	BANKRUPTCY		TOTAL TERMINATIONS
					FOR WANT OF PROSECUTION	OTHER DISMISSALS	STAY / INTER-LOCUTORY APPEAL				OTHER TERMINATIONS		
ADAMS	0	0	2	0	4	0	0	0	0	0	0	0	6
ASHTABULA (E)	0	0	29	0	0	3	0	0	0	0	0	0	32
ASHTABULA (W)	0	0	7	0	0	0	0	0	0	0	0	0	7
BELMONT (E)	0	0	5	0	0	0	0	0	0	0	0	1	6
BELMONT (N)	0	0	0	0	0	0	0	0	0	0	0	0	0
BELMONT (W)	0	0	0	0	0	0	0	0	0	0	0	0	0
BROWN	1	16	379	0	0	97	0	0	0	10	3	506	
BUTLER #1	0	0	9	0	0	4	0	0	0	0	0	0	13
BUTLER #2	0	0	2	1	0	2	0	0	0	0	11	16	
BUTLER #3	0	0	10	0	0	3	0	0	0	0	21	34	
CARROLL	0	0	123	0	0	43	0	0	0	11	0	177	
COLUMBIANA*	0	0	10	0	1	0	0	0	0	0	0	11	
DARKE	0	0	12	0	0	3	0	0	0	0	4	19	
ERIE	0	0	29	0	0	8	0	0	0	1	0	38	
FULTON (E)	0	0	208	0	0	51	0	0	0	1	0	260	
FULTON (W)	0	0	366	0	0	58	0	0	0	0	13	437	
HARRISON	0	0	1	0	0	1	0	0	0	0	0	2	
HIGHLAND	0	0	1	0	0	1	0	0	0	0	0	2	
HOLMES	0	0	4	0	0	1	0	0	0	0	0	5	
JEFFERSON #1	0	0	0	0	0	0	0	0	0	0	0	0	
JEFFERSON #2	0	0	0	0	0	0	0	0	0	0	0	0	
JEFFERSON #3	0	0	3	0	0	1	0	0	0	0	0	4	
MAHONING #2	0	0	12	2	0	12	0	0	0	2	0	28	
MAHONING #3	0	0	3	0	0	1	0	0	0	0	0	4	
MAHONING #4	0	0	2	1	0	3	0	0	0	0	1	7	
MAHONING #5	0	0	6	0	0	7	0	0	0	0	0	13	
MEIGS	0	0	0	0	0	23	0	0	0	1	0	24	
MONROE	0	0	0	0	1	2	0	0	0	1	110	114	
MONTGOMERY #1	0	3	0	0	0	0	0	0	0	0	123	126	
MONTGOMERY #2	0	2	13	0	0	0	0	0	0	0	67	82	
MORGAN	0	0	2	0	0	1	0	0	0	0	0	3	
MORROW	0	0	2	2	0	2	0	0	0	0	0	6	
MUSKINGUM	0	0	21	0	0	1	0	0	0	0	0	22	
NOBLE	0	0	1	0	1	0	0	0	0	0	0	2	
PAULDING	0	0	137	0	0	48	0	0	0	2	0	187	
PERRY	0	0	1	0	1	1	0	0	0	0	0	3	
PIKE	0	0	0	0	0	1	0	0	0	0	0	1	
PUTNAM	0	0	0	0	0	0	0	0	0	0	4	4	
SANDUSKY #1	0	0	6	0	0	0	0	0	0	0	0	6	
SANDUSKY #2	0	0	8	0	0	2	0	0	0	0	0	10	
TRUMBULL (C)	0	0	0	0	0	0	0	0	0	0	0	0	
TRUMBULL (E)	0	0	3	0	0	0	0	0	0	0	0	3	
TUSCARAWAS	0	0	2	0	0	4	0	0	0	0	0	6	
VINTON	0	0	95	0	0	12	0	0	0	0	1	108	
WARREN	0	0	0	12	0	0	0	0	0	0	0	12	
STATEWIDE	1	21	1,514	18	8	396	0	0	0	29	359	2,346	

*2002, a transition year from county to municipal court.

COUNTY COURTS
SMALL CLAIMS OVERALL CASELOADS
2002

<u>COURT</u>	<u>CASES PENDING JANUARY 1</u>	<u>NEW FILINGS</u>	<u>REACTIVATIONS AND TRANSFERS</u>	<u>TOTAL CASES</u>	<u>TOTAL TERMIN- ATIONS</u>	<u>CLEARANCE RATE</u>	<u>CASES PENDING DECEMBER 31</u>	<u>CASES PENDING BEYOND TIME GUIDELINES</u>
ADAMS	14	91	0	105	83	91.2%	22	0
ASHTABULA (E)	20	188	1	209	185	97.9%	24	4
ASHTABULA (W)	42	155	0	197	174	112.3%	23	0
BELMONT (E)	31	154	0	185	153	99.4%	32	9
BELMONT (N)	45	219	0	264	237	108.2%	27	0
BELMONT (W)	23	177	0	200	173	97.7%	27	0
BROWN	34	169	2	205	180	105.3%	25	2
BUTLER #1	54	165	0	219	181	109.7%	38	0
BUTLER #2	26	58	0	84	61	105.2%	23	0
BUTLER #3	75	187	2	264	213	112.7%	51	0
CARROLL	9	233	0	242	215	92.3%	27	0
COLUMBIANA*	92	366	5	463	383	103.2%	80	0
DARKE	45	365	0	410	359	98.4%	51	0
ERIE	2	35	0	37	33	94.3%	4	0
FULTON (E)	19	298	0	317	236	79.2%	81	1
FULTON (W)	67	433	0	500	410	94.7%	90	0
HARRISON	16	89	0	105	87	97.8%	18	2
HIGHLAND	5	33	0	38	34	103.0%	4	0
HOLMES	103	519	2	624	569	109.2%	55	0
JEFFERSON #1	10	64	0	74	63	98.4%	11	0
JEFFERSON #2	22	144	1	167	142	97.9%	25	9
JEFFERSON #3	17	56	0	73	65	116.1%	8	0
MAHONING #2	92	574	1	667	573	99.7%	94	0
MAHONING #3	9	51	0	60	45	88.2%	15	3
MAHONING #4	125	465	6	596	504	107.0%	92	13
MAHONING #5	55	161	2	218	161	98.8%	57	4
MEIGS	179	161	1	341	205	126.5%	136	99
MONROE	17	76	0	93	84	110.5%	9	0
MONTGOMERY #1	32	162	0	194	170	104.9%	24	0
MONTGOMERY #2	84	448	2	534	459	102.0%	75	0
MORGAN	11	29	0	40	33	113.8%	7	0
MORROW	130	285	0	415	291	102.1%	124	0
MUSKINGUM	29	126	0	155	144	114.3%	11	0
NOBLE	5	39	0	44	40	102.6%	4	0
PAULDING	98	376	4	478	395	103.9%	83	9
PERRY	20	260	0	280	258	99.2%	22	0
PIKE	74	135	1	210	117	86.0%	93	69
PUTNAM	36	259	0	295	290	112.0%	5	0
SANDUSKY #1	18	208	0	226	212	101.9%	14	0
SANDUSKY #2	8	26	0	34	31	119.2%	3	0
TRUMBULL (C)	22	123	0	145	124	100.8%	21	0
TRUMBULL (E)	23	151	0	174	162	107.3%	12	0
TUSCARAWAS	46	178	0	224	198	111.2%	26	4
VINTON	33	79	1	113	72	90.0%	41	24
WARREN	43	127	1	171	145	113.3%	26	1
STATEWIDE	1,960	8,697	32	10,689	8,949	102.5%	1,740	253

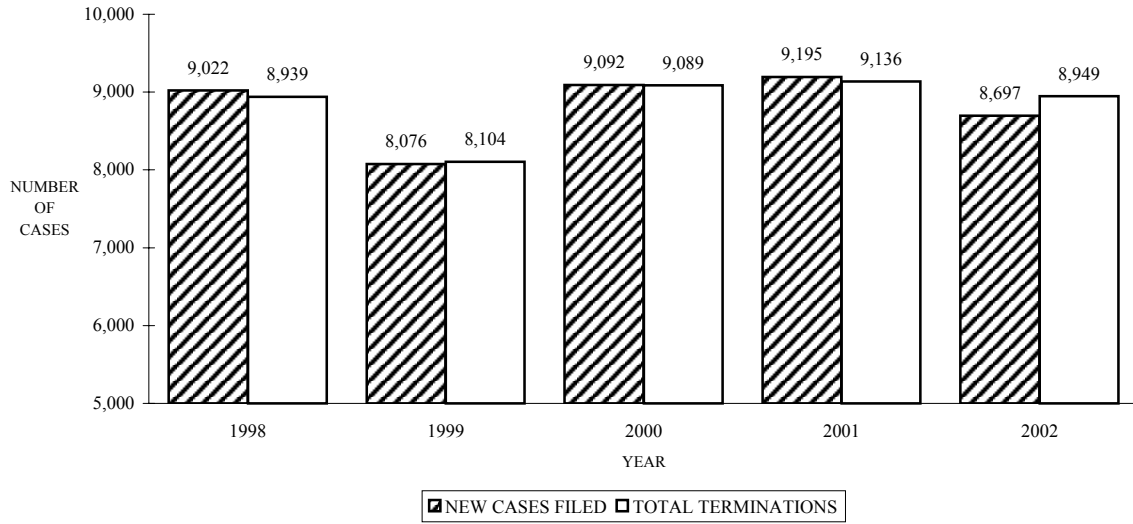
45

COUNTY COURTS
SMALL CLAIMS TERMINATIONS
2002

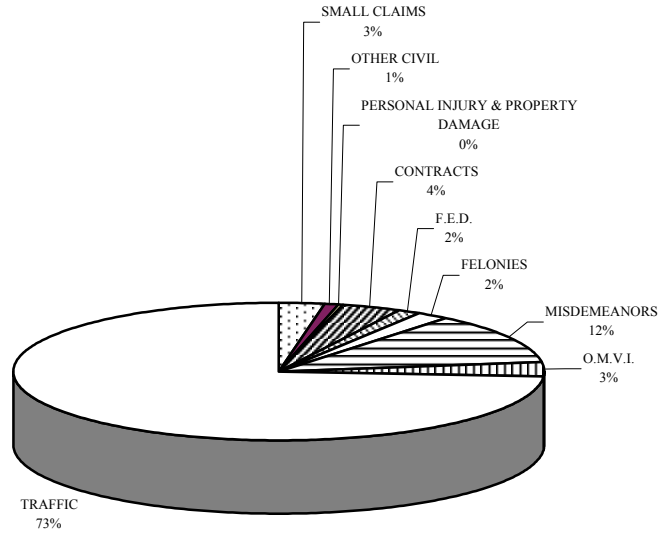
<u>COURT</u>	<u>HEARING BY JUDGE</u>	<u>HEARING BY MAGISTRATE</u>	<u>TRANSFER TO REGULAR CIVIL DOCKET</u>	<u>DISMISSAL FOR WANT OF PROSECUTION</u>	<u>OTHER DISMISSALS</u>	<u>UNAVAIL- ABILITY OF ACCUSED</u>	<u>BANKRUPTCY STAY/INTERLOC- UTORY APPEAL</u>	<u>OTHER TERMIN- ATIONS</u>	<u>TOTAL TERMIN- ATIONS</u>
ADAMS	49	0	0	31	0	0	1	2	83
ASHTABULA (E)	114	0	1	0	59	1	1	9	185
ASHTABULA (W)	94	0	0	0	80	0	0	0	174
BELMONT (E)	114	0	1	0	19	0	0	19	153
BELMONT (N)	163	1	0	0	66	4	0	3	237
BELMONT (W)	111	0	0	0	57	0	1	4	173
BROWN	101	0	0	0	74	0	0	5	180
BUTLER #1	4	100	3	6	68	0	0	0	181
BUTLER #2	4	33	2	8	12	0	1	1	61
BUTLER #3	1	129	0	0	79	0	2	2	213
CARROLL	113	0	0	0	102	0	0	0	215
COLUMBIANA*	207	0	13	15	144	3	0	1	383
DARKE	216	0	0	0	118	1	2	22	359
ERIE	22	0	0	0	11	0	0	0	33
FULTON (E)	173	0	0	0	63	0	0	0	236
FULTON (W)	303	0	0	0	95	0	0	12	410
HARRISON	55	0	0	0	32	0	0	0	87
HIGHLAND	23	0	0	2	9	0	0	0	34
HOLMES	343	0	0	0	219	0	7	0	569
JEFFERSON #1	38	0	0	0	22	3	0	0	63
JEFFERSON #2	91	0	1	0	41	0	2	7	142
JEFFERSON #3	30	0	7	0	19	4	5	0	65
MAHONING #2	317	86	0	0	149	0	4	17	573
MAHONING #3	29	0	0	0	14	0	2	0	45
MAHONING #4	257	92	0	0	147	0	4	4	504
MAHONING #5	97	0	3	0	53	0	5	3	161
MEIGS	105	0	0	0	96	0	4	0	205
MONROE	0	0	0	0	0	0	0	84	84
MONTGOMERY #1	113	0	10	0	45	0	2	0	170
MONTGOMERY #2	282	0	21	0	144	0	4	8	459
MORGAN	19	0	3	2	9	0	0	0	33
MORROW	119	68	1	3	100	0	0	0	291
MUSKINGUM	144	0	0	0	0	0	0	0	144
NOBLE	31	0	0	6	3	0	0	0	40
PAULDING	325	0	0	0	67	0	3	0	395
PERRY	171	0	2	74	7	0	1	3	258
PIKE	62	0	0	0	47	0	0	8	117
PUTNAM	170	0	0	0	112	0	0	8	290
SANDUSKY #1	156	0	0	0	53	0	0	3	212
SANDUSKY #2	21	0	1	1	8	0	0	0	31
TRUMBULL (C)	79	0	3	4	36	0	2	0	124
TRUMBULL (E)	133	0	3	2	23	0	0	1	162
TUSCARAWAS	146	0	0	0	52	0	0	0	198
VINTON	46	0	0	0	26	0	0	0	72
WARREN	0	140	0	0	5	0	0	0	145
STATEWIDE	5,191	649	75	154	2,585	16	53	226	8,949

45

COUNTY COURTS-SMALL CLAIMS CASES
STATEWIDE NEW CASES FILED AND TOTAL TERMINATIONS
1998-2002



COUNTY COURTS
NEW CASES FILED COMPARISON
2002



DEFINITIONS

The following definitions are adapted from the implementation manual published pursuant to the Supreme Court Rules of Superintendence. They apply only to terms that are found both on the report forms submitted to the Supreme Court of Ohio and on the summary tables included in the Ohio Courts Summary.

COURTS OF COMMON PLEAS, MUNICIPAL COURTS, AND COUNTY COURTS

Admission Uncontested cases terminated by admission, default, or agreement.

Adult Cases R.C. 2919.24 Juvenile court cases brought against an adult who is the defendant accused of contributing to the neglect, unruliness, or delinquency of a minor.

All Others Any case that cannot appropriately be recorded in a listed category.

Bankruptcy Stay/Interlocutory Appeal Cases in which a bankruptcy stay has been issued or an interlocutory appeal taken. Once the stay is removed or the case remanded, the case is reactivated.

Certification/Waiver Granted Juvenile delinquency cases transferred for criminal prosecution to the appropriate court having jurisdiction of the offense; more commonly referred to as "bindovers".

Change of Custody Post-decree domestic relations cases in which the court must adjudicate a motion for change of custody, including requests for change of custody based upon an election of the child and cases where custody is contested. Juvenile cases are included where there is an application for writ of habeas corpus involving the custody of a child or where a motion for change of custody is filed pursuant to Juv. R. 10(A).

Clearance Rate In all case types, clearance rate is a statistical calculation that compares the number of cases filed during the year to the number of cases terminated during the same year. It is determined by dividing the total number of terminations by the total number of new filings, reactivations and transfers. It is expressed as a percentage. For example, if 50 terminations and 100 total filings are reported then the clearance rate would be 50%.

Court Trial A case is considered terminated by trial to the court (i.e. judge) if judgment is rendered after the first witness is sworn.

Criminal Cases in which a person is charged with violation of a state law or local ordinance other than a traffic law or ordinance. For purposes of tracking the age of the case for these reports, the case begins at arraignment.

Default Cognovit judgments and default judgments in civil cases.

Default/Uncontested Domestic relations cases in which there is no responsive pleading filed or the defendant fails to appear in person or through counsel.

Delinquency Juvenile cases filed concerning a delinquent child, as defined by R.C 2152.02.

Dependency, Neglect, or Abuse Juvenile cases concerning the neglected child, as defined by R.C. 2151.03; the dependent child, as defined by R.C. 2151.04; or the abused child, as defined by R.C. 2151.031.

Dismissals Before or after pre-trial conference, but prior to the swearing of the first witness, the case is dismissed by the judge or prosecutor with or without prejudice.

Dismissals for Want of Prosecution (Civil Cases) or Lack of Speedy Trial (Criminal Cases)

Cases dismissed pursuant to R.C. 2945.73 or Sup. R. 40 for want of prosecution within the prescribed time limits. This termination line does not track criminal cases dismissed for want of prosecution.

Dissolution of Marriage Domestic relations cases in which a petition for dissolution of marriage has been filed pursuant to R.C. 3105.63, with or without minor children.

Diversion or Arbitration Criminal cases where diversion has been granted after arraignment on the indictment or information, but not as a condition of a sentence placing the accused on probation. In civil cases in which the court has adopted a mandatory arbitration rule, the referral of the case to arbitration does not constitute a termination. A case is reported as terminated by arbitration after a report and award have been filed and the period for the filing of an appeal or exception has run.

Domestic Violence Domestic violence actions filed as separate cases pursuant to R.C. 3113.31. This does not include miscellaneous matters filed in pending cases such as motions to evict.

Guilty/No Contest Plea to Reduced Charge Criminal cases terminated by the acceptance of a plea of guilty or no contest to a reduced charge. The change of plea must occur prior to the swearing of the jury or the swearing of the first witness in a court trial.

Jury Trial A case is considered terminated by jury trial if judgment is rendered after the jury is sworn regardless of the outcome of the trial.

Mediation/Conciliation Domestic relations cases in which a petition for conciliation has been filed or a referral to mediation has been made. Petition or referral seeks to defer further action and prevents or suspends proceedings for divorce, annulment, or alimony.

Motion for Permanent Custody Juvenile cases in which a complaint or motion for permanent custody has been filed when custody is contested. This does not include voluntary placements.

Other Civil Cases Civil cases that are not included within any of the other categories. Ancillary proceedings are not reported as cases.

Parentage Cases brought pursuant to R.C. Chapter 3111., the Uniform Parentage Act. Once paternity is established, the parentage case is considered terminated for reporting purposes.

Personal Injury Civil cases in which the principal issue is liability for, or the amount of damages to be received for, allegedly tortious conduct resulting in personal injury.

Support Enforcement/Modification Post-decree domestic relations cases in which it is alleged that there has been disobedience of, or resistance to, a lawful judgment of the court requiring the payment of support. A case is reported only once, regardless of the number of pending motions.

Traffic Cases dealing with matters involving traffic offenders. Juveniles, as defined by R.C. 2152.02, and adult traffic cases include any violation of state law or local ordinance arising out of the use of a motor vehicle except those involving OMVI charges.

Transfer to Another Judge or Court Cases terminated by virtue of transferring the case from one judge to another judge within the same division of a court by an assignment of the administrative judge or by transferring the case to another court. This action constitutes complete divestment of responsibility by the original judge.

Trial by Judge Contested matters terminated as a result of a hearing conducted by a judge.

Trial by Magistrate Contested cases settled or dismissed, or in which the accused changes plea after the first witness has been sworn. This category is limited to substantive hearings held by a magistrate.

Unavailability of Accused for Trial or Sentencing Cases terminated when a defendant is unavailable due to mental status, incarceration on other charges, or flight from custody. The mere

failure of the accused to appear at the time the case is set for trial or hearing does not, in itself, authorize termination by reason of unavailability.

Unruly Juvenile cases concerning unruly children, as defined by R.C. 2151.022.

U.I.F.S.A. Cases brought pursuant to R.C. Chapter 3115, the Uniform Interstate Family Support Act, that are handled by the domestic relations or juvenile divisions, including cases initiated in Ohio and cases in which Ohio is the responding state.

Visitation Enforcement/Modification Post-decree domestic relations cases in which it is alleged there has been disobedience of, or resistance to, lawful judgment of the court relative to child visitation rights. A case is listed only once, regardless of the number of pending motions.

Voluntary Dismissal Voluntary withdrawal of a pending domestic relations action, for any reason, by the person who originally filed the cause or action.

Workers' Compensation Appeals filed under R.C. 4123.512, including noncompliance actions by the state for recovery of benefits or of premiums, and mandamus actions arising from claims or awards.

MUNICIPAL AND COUNTY COURTS ONLY

DEFINITIONS FOR COMMON PLEAS COURTS APPLY TO MUNICIPAL AND COUNTY COURTS WITH THE FOLLOWING ADDITIONS:

F.E.D. (Forcible Entry and Detainer) A summary proceeding initiated under R.C. 1923. or 5321. for restoring possession of real property to one who is wrongfully kept out or has been wrongfully deprived of possession.

Felony A felony is defined by R.C. 2901.02 and Crim. R. 2 as an offense specifically classified as a felony, regardless of penalty, or an offense in which imprisonment for more than one year can be imposed. When transferred to the common pleas court, these cases will be reported as criminal cases by the receiving court.

Misdemeanors A misdemeanor is defined by R.C. 2901.02 and Crim. R. 2 as an offense specifically classified as a misdemeanor, or an offense in which imprisonment for not more than one year can be imposed. While traffic offenses fall within this definition, they are reported as OMVI or other traffic offenses (see below) and not as misdemeanors.

O.M.V.I. (Operating a Motor Vehicle while Intoxicated). Cases that include a violation of R.C. 4511.19 or of any local ordinance that prohibits operating a motor vehicle while under the influence of alcohol or any drug of abuse.

Other Traffic A misdemeanor charged under a statute or an ordinance arising out of the use of any type of vehicle that is generally used on the roads of the state, except an OMVI offense. Parking violations are not included in this category or anywhere else in the *Ohio Courts Summary*.

Small Claims Civil actions brought under R.C. 1925. for the recovery of small debts and accounts, not exceeding two thousand dollars, exclusive of interest and costs.

Transfer This category includes cases bound over to a grand jury as a result of waiver of a preliminary hearing, small claims cases transferred to the regular civil docket, and cases transferred to the individual docket of a judge under Sup. R. 36.

Trial/Hearing by Judge Felony cases bound over to a grand jury as a result of a preliminary hearing and other cases terminated in particular sessions by a judge.

Violations Bureau This termination type includes misdemeanor and other traffic cases terminated by payment of a fine at a Traffic Violations Bureau.