



THE SUPREME COURT *of* OHIO

2
0
1
0

case statistics

Prepared by
Office of the Clerk





THE SUPREME COURT *of* OHIO

case statistics

2
0
1
0

Thomas J. Moyer
Paul E. Pfeifer, *Acting*
Eric Brown
Chief Justices

Paul E. Pfeifer
Evelyn Lundberg Stratton
Maureen O'Connor
Terrence O'Donnell
Judith Ann Lanzinger
Robert R. Cupp
Justices

Steven C. Hollon
Administrative Director

Prepared by
Office of the Clerk
Kristina D. Frost ■ Clerk



TABLE OF CONTENTS

I.	CASELOAD ACTIVITES	1
	Summary of Activity	2
	Cases Filed	3
	Final Dispositions	4
	Cases Pending Dec. 31, 2010	5
II.	CASELOAD 2006-2010	7
	Cases Filed by Legal Category	8
	Cases Filed	9
	Case Dispositions	10
	Cases Pending	11
	Appeals by Pro Se Litigants	12
	Jurisdictional Appeals filed 2005-2009 and Accepted for Merit Review	13
III.	TIME TO DISPOSITION 2006-2010	15
	All Cases	16
	Jurisdictional Appeals Accepted for Merit Review	17
	Jurisdictional Appeals Not Accepted for Merit Review	18
	Original Actions	19
	Disciplinary Cases on Report of Board	20
	Unauthorized Practice of Law Cases	21
	Character and Fitness Cases	22
	Cases Decided with an Opinion	23
IV.	BRIEFING TO ORAL ARGUMENT 2006-2010	25
	All Cases Argued	26
	Accepted Appeals, Certified Conflicts and Certified Questions of State Law	27
	Practice of Law Cases	28
	Master Commissioner Cases Scheduled for Oral Argument	29
V.	APPENDICES	31
	Practice of Law Cases - Cases Filed 2010	32
	Practice of Law Cases - Final Case Dispositions 2010	33
	Notes	35



section 1

caseload activities

The following tables provide a summary of 2010 caseload activities for the Court, including cases filed, final dispositions and cases pending on Dec. 31, 2010.

2010 case statistics

summary of activity

In 2010, the Supreme Court of Ohio had 2,293 new cases filed, a 3 percent decrease in new case filings from the 2,363 cases filed in 2009. It is the second consecutive year for a decline in new cases filed.

The Court disposed of 2,245 cases in 2010, a 9 percent decrease in case dispositions from 2009. The number of cases pending on Dec. 31, 2010 was 819. The Court's case clearance rate was 98 percent for 2010, down from 105 percent in 2009.

The percent of pro se filings dropped 3 percent to 38 percent, from 41 percent. In 2010, 875 cases were filed by pro se litigants.

CASES PENDING JAN. 1, 2010	771
<hr/>	
CASES FILED	
<hr/>	
Jurisdictional Appeals	1,714
Merit Cases	432
Practice of Law Cases	147
TOTAL CASES FILED	2,293
<hr/>	
CASE DISPOSITIONS	
<hr/>	
Jurisdictional Appeals	1,510
Merit Cases	577
Practice of Law Cases	158
TOTAL CASE DISPOSITIONS	2,245
<hr/>	
CASES PENDING DEC. 31, 2010	819
<hr/>	
CLEARANCE RATE	98%
<hr/>	

 JURISDICTIONAL APPEALS

Claimed Appeals of Right	19
Discretionary Appeals (Non-felony) ¹	915
Discretionary Appeals (Felony)	685
Death Penalty Postconviction Appeals	6
Appeals Involving Termination of Parental Rights/Adoption	13
Appeals from App.R. 26(B) Applications (<i>Murnahan</i> Appeals)	76
TOTAL	1,714

 MERIT CASES

Original Actions	187
Habeas Corpus Cases	44
Direct Appeals (Cases Originating in Court of Appeals)	116
Direct Appeal Involving Termination of Parental Rights/Adoption	1
Certified Conflicts	17
Certified Conflicts Involving Termination of Parental Rights/Adoption	1
Appeals from Board of Tax Appeals	42
Appeals from Public Utilities Commission	9
Appeals from Power Siting Board	1
Death Penalty Cases	8
Certified Questions of State Law	2
Appeals from App.R. 26(B) Application in Death Penalty Cases	1
Other Merit Cases	3
TOTAL	432

 PRACTICE OF LAW CASES²

Disciplinary Cases	126
Bar Admissions Cases	13
Unauthorized Practice of Law Cases	8
TOTAL	147

TOTAL CASES FILED
2,293

2010 case statistics

final dispositions

JURISDICTIONAL APPEALS³

Claimed Appeals of Right	13
Discretionary Appeals (Non-felony) ⁴	772
Discretionary Appeals (Felony)	634
Death Penalty Postconviction Appeals	5
Appeals Involving Termination of Parental Rights/Adoption	14
Appeals from App.R. 26(B) Applications (<i>Murnahan</i> Appeals)	72
TOTAL	1,510

MERIT CASES

Original Actions	187
Habeas Corpus Cases	47
Direct Appeals (Cases Originating in Court of Appeals)	96
Certified Conflicts	24
Certified Conflicts Involving Termination of Parental Rights/ Adoption	1
Appeals from Board of Tax Appeals	39
Appeals from Public Utilities Commission	5
Appeals from Power Siting Board	2
Death Penalty Cases	5
Certified Questions of State Law	5
Other Merit Cases	2
Jurisdictional Appeals Accepted for Review	164
TOTAL	577

PRACTICE OF LAW CASES⁵

Disciplinary Cases	135
Bar Admissions Cases	12
Unauthorized Practice of Law Cases	11
TOTAL	158

TOTAL FINAL DISPOSITIONS	2,245
---------------------------------	--------------

 JURISDICTIONAL APPEALS

Claimed Appeals of Right	8
Discretionary Appeals (non-felony) ⁶	247
Discretionary Appeals (felony)	222
Death Penalty Postconviction Appeals	5
Appeals Involving Termination of Parental Rights/Adoption	3
Appeals from App.R. 26(B) Applications (<i>Murnahan</i> Appeals)	17
TOTAL	502

 MERIT CASES

Original Actions	47
Habeas Corpus Cases	2
Direct Appeals (Cases Originating in Court of Appeals)	77
Direct Appeal Involving Termination of Parental Rights/Adoption	1
Certified Conflicts	15
Certified Conflicts Involving Termination of Parental Rights/Adoption	1
Appeals from Board of Tax Appeals	34
Appeals from Public Utilities Commission	17
Appeals from Power Siting Board	1
Death Penalty Cases	17
Certified Questions of State Law	2
Appeals from App.R. 26(B) in Death Penalty Case	1
Other Merit Cases	1
Jurisdictional Appeals Accepted for Review	52
TOTAL	268

 PRACTICE OF LAW CASES

Disciplinary Cases	45
Bar Admission Cases	3
Unauthorized Practice of Law Cases	1
TOTAL	49

TOTAL CASES PENDING	819
----------------------------	------------



section 2

caseload

2006-2010

The following charts show the caseload activity of the Court, including total cases filed, total case dispositions, total cases pending and appeals filed by pro se litigants for years 2006 through 2010.

Also included in this section is a chart reflecting the number and percent of jurisdictional appeals filed and accepted for review. These charts compare the years 2005 through 2009 because this data is measured by the year in which the appeal was filed. The most recent year for which the data is complete is 2009.

CASES FILED BY CATEGORY 2006-2010

On January 1, 2010, the Clerk's Office began to categorize cases according to the following designations:

- Civil
- Criminal
- Practice of Law
- Domestic Relations, Probate & Juvenile
- Miscellaneous.

The use of categories allows for a better description of the types of cases considered by the Court. The categories correspond to those used by Ohio's Courts of Appeals. In time, use of the categories will permit an additional method for analyzing case dispositions and time to disposition.

CASES BY CATEGORY

Criminal

1,108 cases (48.3%)

Civil

522 cases (22.8%)

Miscellaneous⁷

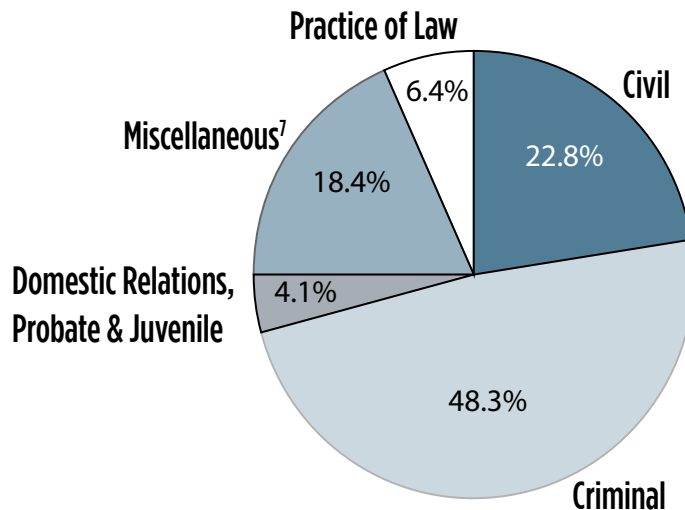
423 cases (18.4%)

Practice of Law

147 cases (6.4%)

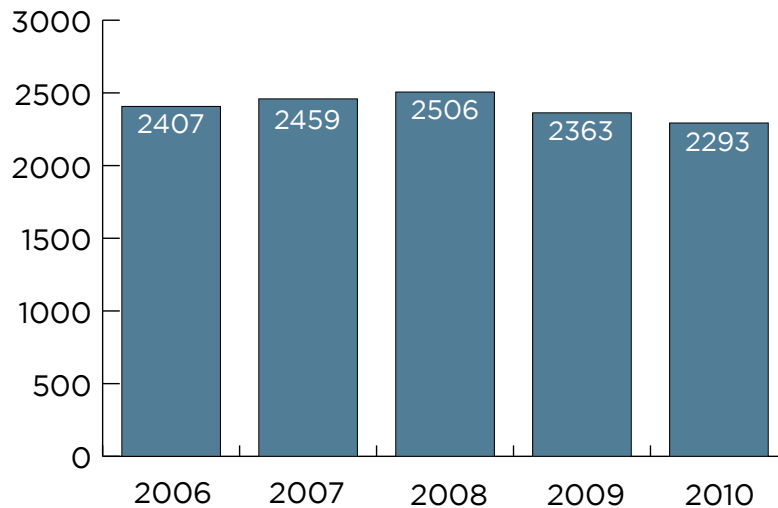
Domestic Relations, Probate & Juvenile

93 cases (4.1%)



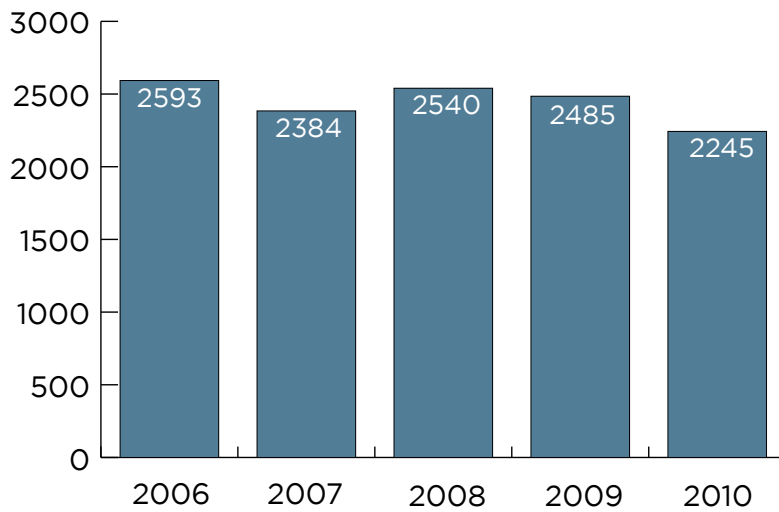
CASES FILED 2006-2010

In 2010, the Supreme Court of Ohio case filings declined by 3 percent from 2009. The total number of cases filed in 2010 was 2,293 compared with 2,363 filed in 2009. The decrease represents the second consecutive year of decline in case filings. Of the 2,293 cases filed, 75 percent of the cases, or 1,714 cases, were jurisdictional appeals.



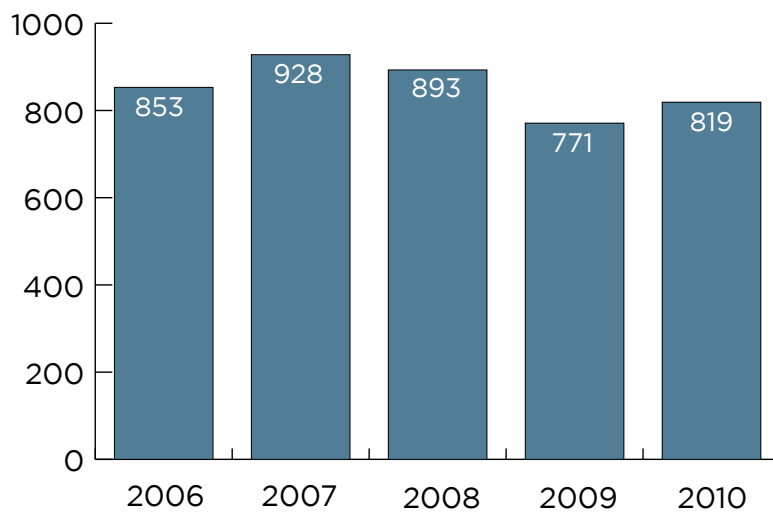
CASE DISPOSITIONS 2006-2010

The Court disposed of 2,245 cases in 2010, down 9 percent from 2009, when 2,485 cases were disposed.



CASES PENDING 2006-2010

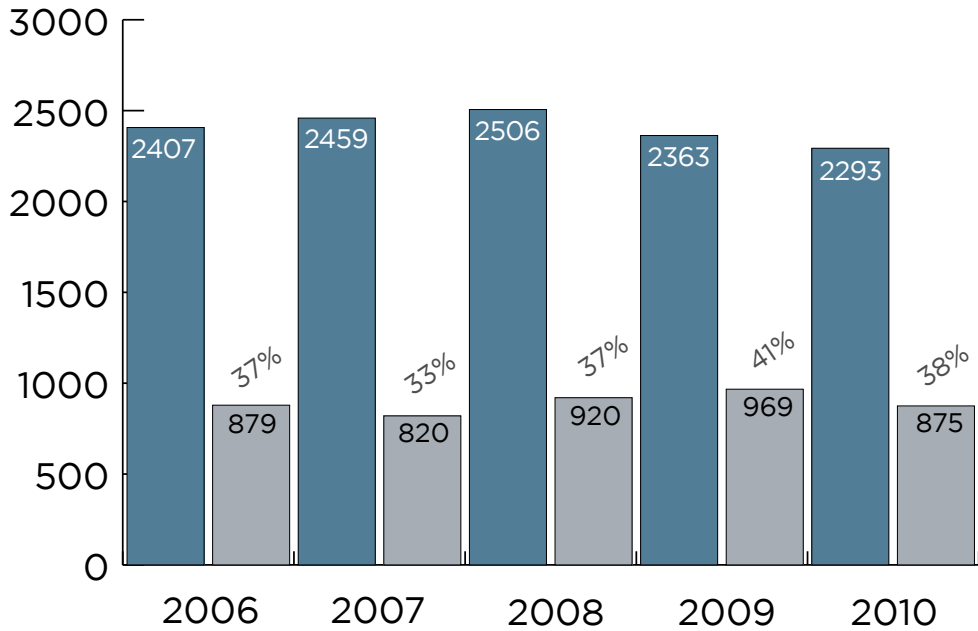
The number of cases pending on Dec. 31, 2010, was 819, up from 771 cases pending at the end of 2009. The 2010 clearance rate was 98 percent, compared to 105 percent in 2009.



APPEALS BY PRO SE LITIGANTS 2006-2010

In 2010, the percent of pro se filings decreased to 38 percent, from 41 percent in 2009.

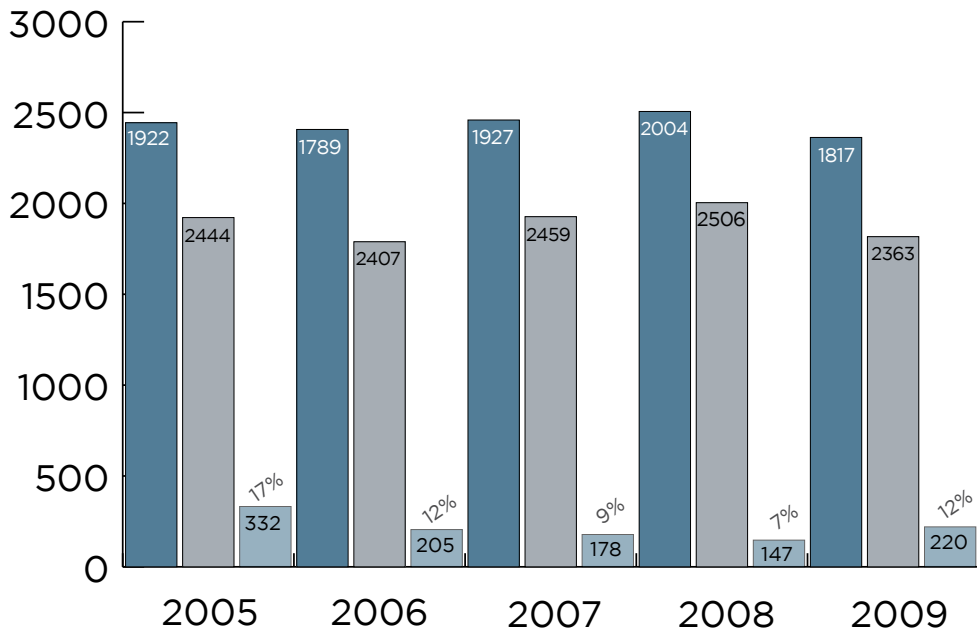
	2006	2007	2008	2009	2010
General cases	2407	2459	2506	2363	2293
Pro se cases	879	820	920	969	875
Percent pro se	37	33	37	41	38



JURISDICTIONAL APPEALS FILED 2005-2009
AND ACCEPTED FOR MERIT REVIEW

The percent of jurisdictional appeals accepted in any given year is calculated for the year in which the appeal was filed and not the year in which the appeal is accepted. In 2009, for example, the number of jurisdictional appeals filed was 1,817 and, of these, 220 appeals, or 12 percent, were accepted by the Court for full consideration on the merits. The number of jurisdictional appeals filed with the Court in 2010 was 1,714 and, as of Dec. 31, 2010, 502 jurisdictional appeals were pending the Court’s consideration.

	2005	2006	2007	2008	2009
Cases filed	2444	2407	2459	2506	2363
Appeals filed	1922	1789	1927	2004	1817
Appeals accepted	332	205	178	147	220
Percent accepted	17	12	9	7	12





section 3

time to disposition

2006-2010

The following charts reflect the length of time from the origination of an action to final disposition in broad categories of case types, including:

- All cases
- Jurisdictional appeals accepted for merit review
- Original actions
- Disciplinary cases
- Unauthorized practice of law cases
- Character and fitness cases
- All cases decided with an opinion.

The charts provide data for the years 2006 through 2010 for purposes of comparison.

2010 case statistics

time to disposition 2006-2010

ALL CASES From Case Filing to Final Disposition

In 2010, the Court disposed of 2,245 cases. The mean⁸ number of days a case was pending before the Court increased by 3 days, from 131 days in 2009 to 134 days in 2010. The median dropped from 98 days in 2009 to 91 days in 2010.

2006 — 2,593 cases

158-day mean
100-day median

2007 — 2,384 cases

145-day mean
105-day median

2008 — 2,541 cases

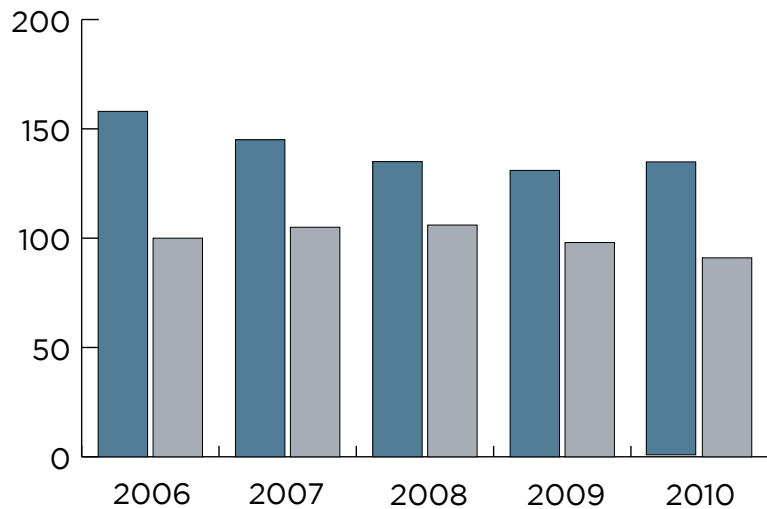
135-day mean
106-day median

2009 — 2,485 cases

131-day mean
98-day median

2010 — 2,245 cases

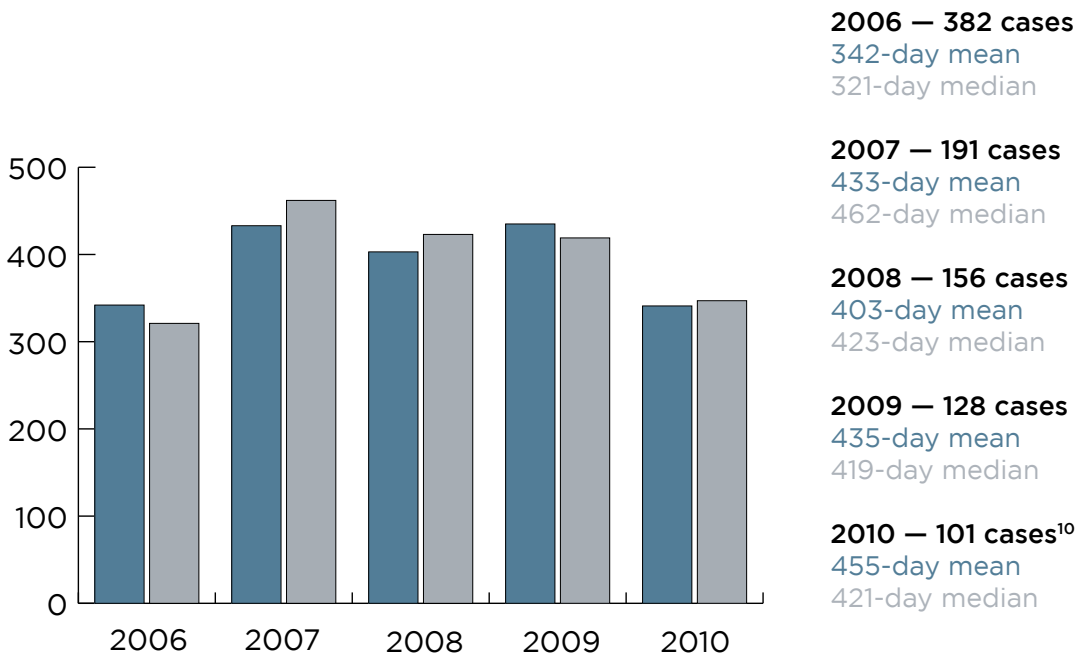
134-day mean
91-day median



JURISDICTIONAL APPEALS ACCEPTED FOR MERIT REVIEW

From Filing of Notice of Appeal to Final Disposition

The Court disposed of 101 jurisdictional appeals following a full merit review⁹ in 2010, a decrease of 27 cases over 2009. From the date of filing to the date of disposition, the cases averaged 455 days to flow through the Court. This average rose by 20 days in 2010.



JURISDICTIONAL APPEALS NOT ACCEPTED FOR MERIT REVIEW From Filing of Notice of Appeal to Final Disposition

The number of days taken by the Court to decide whether to accept a jurisdictional appeal declined for the third consecutive year. The average time to consider acceptance in 2010 was 88 days, down from 95 days in 2009, and 101 days in 2008. Of the total number of cases disposed of by the Court in 2010, 1,396 cases were jurisdictional appeals not accepted for full consideration on the merits, a drop of 397 cases from 2009.

2006 — 1,568 cases

93-day mean
96-day median

2007 — 1,649 cases

100-day mean
100-day median

2008 — 1,868 cases

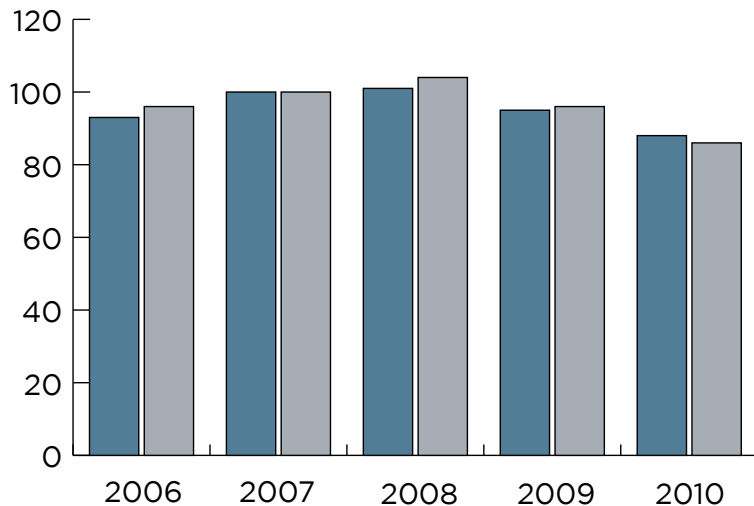
101-day mean
104-day median

2009 — 1,793 cases

95-day mean
96-day median

2010 — 1,396 cases

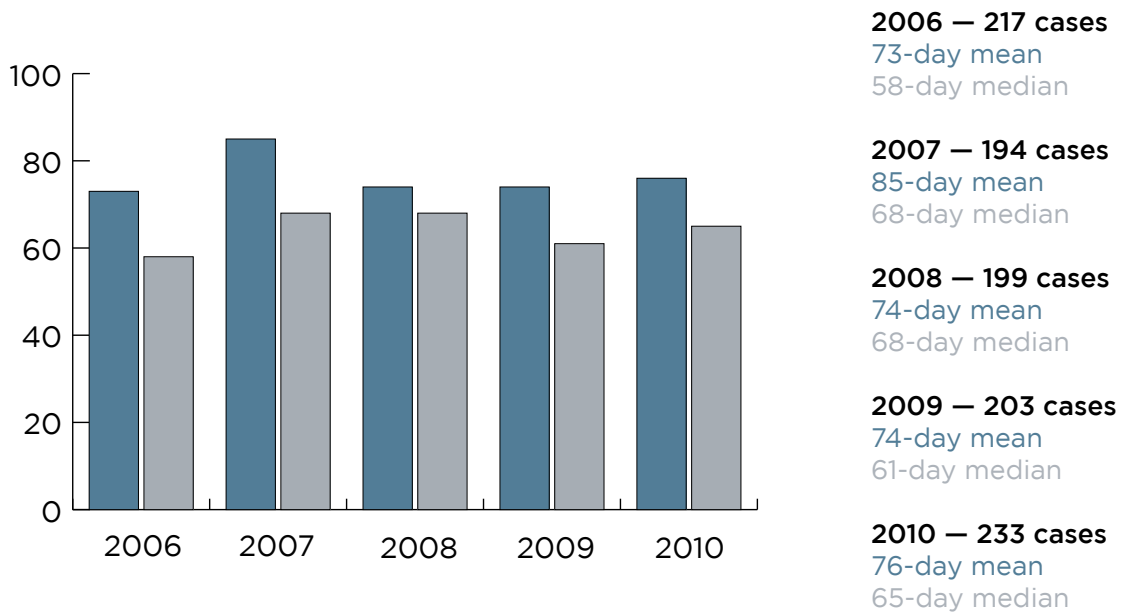
88-day mean
86-day median



ORIGINAL ACTIONS

From Filing to Final Disposition

During 2010, the 233 original actions were disposed of in an average of 76 days. The median number of days for disposition was 65, with *State of Ohio ex rel. Cambridge Home Health Care, Inc./Private v. The Industrial Commission of Ohio and Laura Horvat*, Case no. 2008-1464 taking the longest at 586 days, and *State ex rel. Daniel L. Rittner, Sr. v. Jesse Williams, Warden*, Case no. 2010-0282 taking only 83 days.



DISCIPLINARY CASES UPON REVIEW OF BOARD From Filing of Board Report to Final Disposition

In 2010, the number of disciplinary cases disposed of and the average number of days to disposition increased from 2009. A total of 87 cases were disposed of in 2010, compared to 81 cases in 2009. The average number of days to disposition was 187 in 2010, compared to 164 in 2009.

2006 — 105 cases

203-day mean
190-day median

2007 — 71 cases

174-day mean
159-day median

2008 — 70 cases

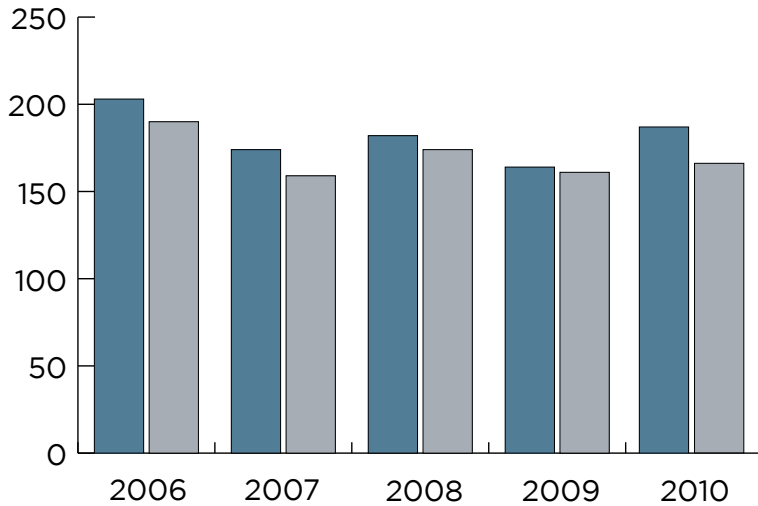
182-day mean
174-day median

2009 — 81 cases

164-day mean
161-day median

2010 — 87 cases

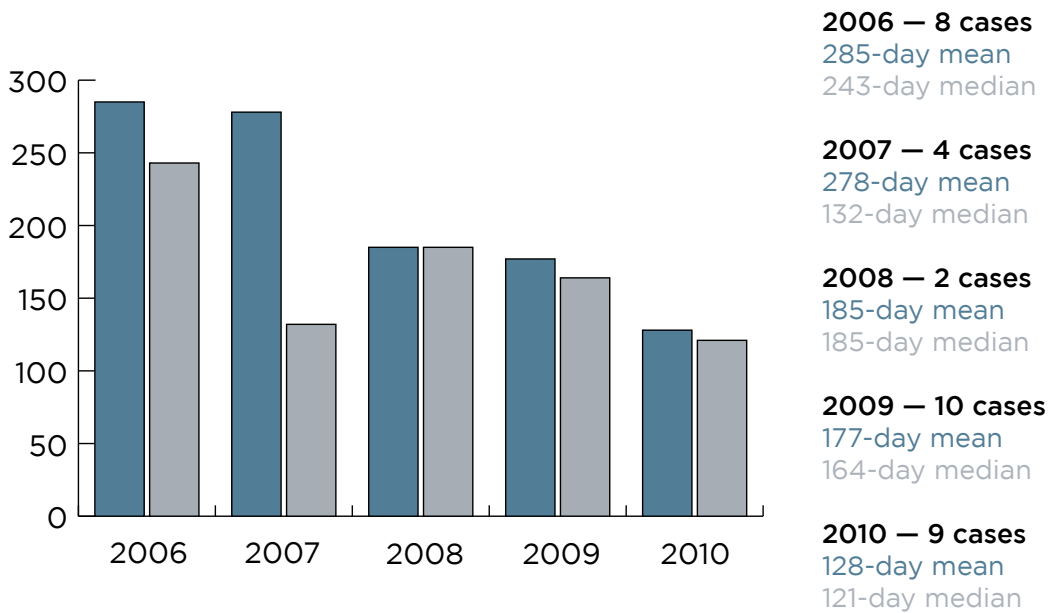
187-day mean
166-day median



UNAUTHORIZED PRACTICE OF LAW CASES

From Filing of Board Report to Final Disposition

The number of days taken to dispose of an unauthorized practice of law case continued to decrease in 2010, from 177 days in 2009 to 128 days in 2010. The number of cases considered decreased from 10 cases to 9 cases.



CHARACTER AND FITNESS CASES From Filing of Board Report to Final Disposition

The number of character and fitness cases jumped from 4 cases in 2009 to 12 cases in 2010. Yet, the time to disposition dropped significantly from 157 days in 2009 to 97 days in 2010. In 2010, seven cases involving applicants who took the July 2009 bar examination on laptop computers and who violated examination rules by returning to questions after time was called were filed and disposed.

2006 — 6 cases

157-day mean
148-day median

2007 — 9 cases

150-day mean
132-day median

2008 — 6 cases

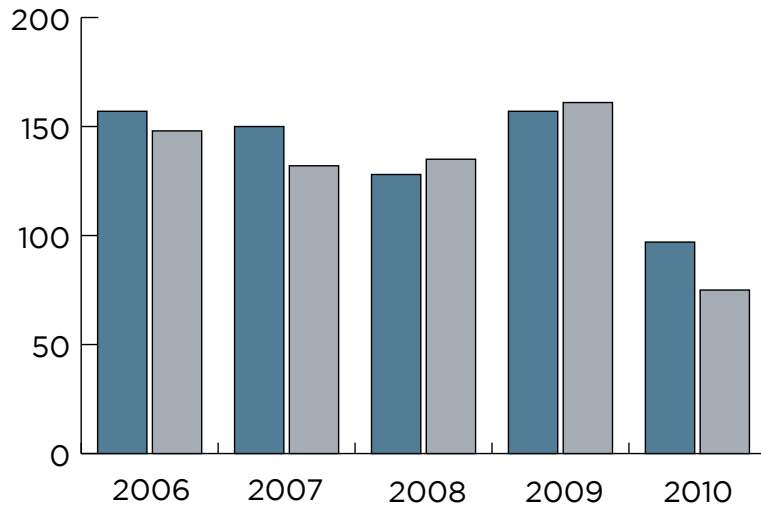
128-day mean
135-day median

2009 — 4 cases

157-day mean
161-day median

2010 — 12 cases

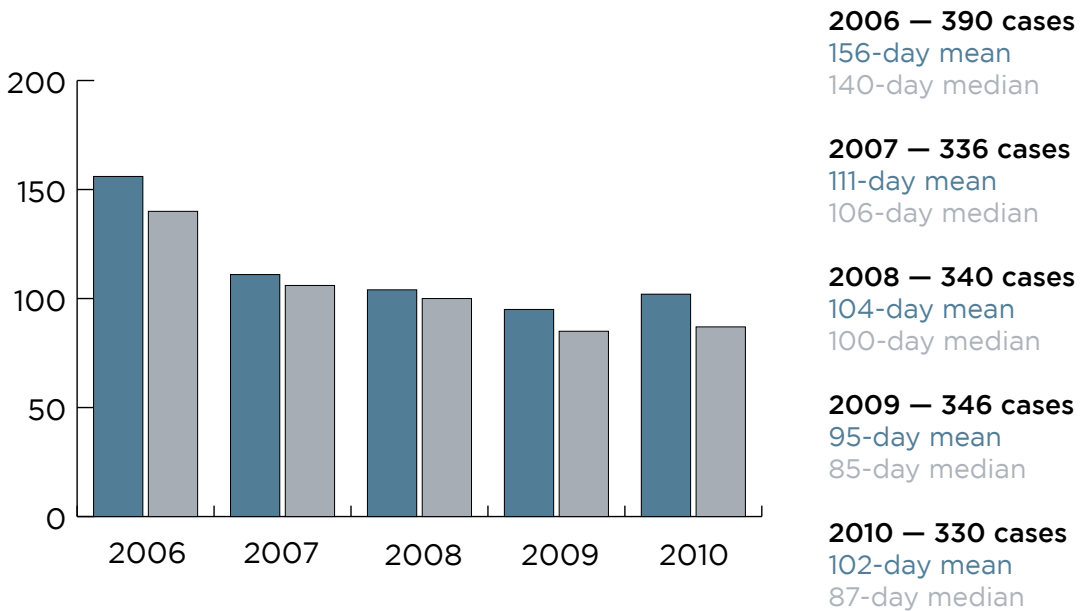
97-day mean
75-day median



CASES DECIDED WITH AN OPINION

From Submission to Court until Issuance of Opinion

The number of cases decided with an opinion dropped from 346 in 2009 to 330 in 2010. The average number of days from submission of the case to the Court until issuance of the opinion was 102, up from 95 in 2009.





section 4

briefing to oral argument

2006-2010

The following charts show the time from the completion of briefing on a matter until oral argument is held. The time measured includes the six-week advance notice provided to parties scheduled to participate in oral argument. The charts provided include:

- All cases argued
- Accepted appeals, certified conflicts and certified questions of state law
- Practice of law cases (including disciplinary cases, bar admission cases, and unauthorized practice of law cases)
- Master commissioner cases.

ALL CASES ARGUED

From Completion of Briefing to Oral Argument

In 2010, 145 cases were argued and the average number of days from completion of briefing to oral argument was 84. The average is up slightly from 2009, when 159 cases were argued and the average number of days from completion of briefing to oral argument was 81.

2006 – 202 cases

112-day mean

84-day median

2007 – 181 cases

106-day mean

126-day median

2008 – 185 cases

102-day mean

100-day median

2009 – 159 cases

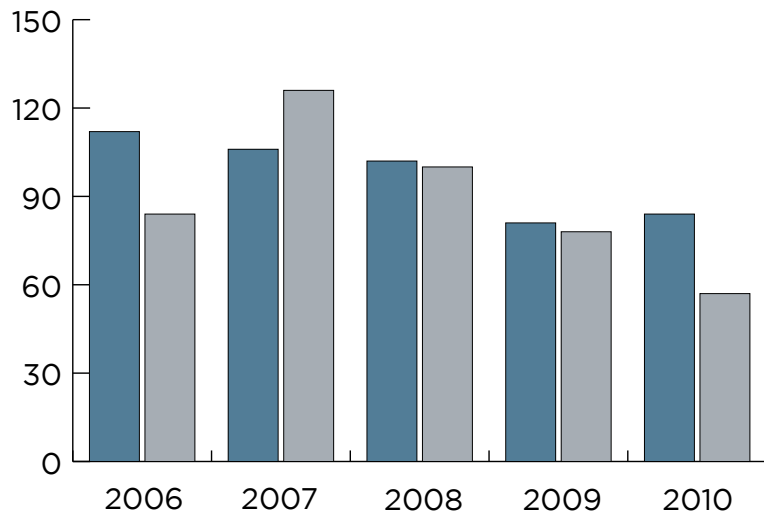
81-day mean

78-day median

2010 – 145 cases

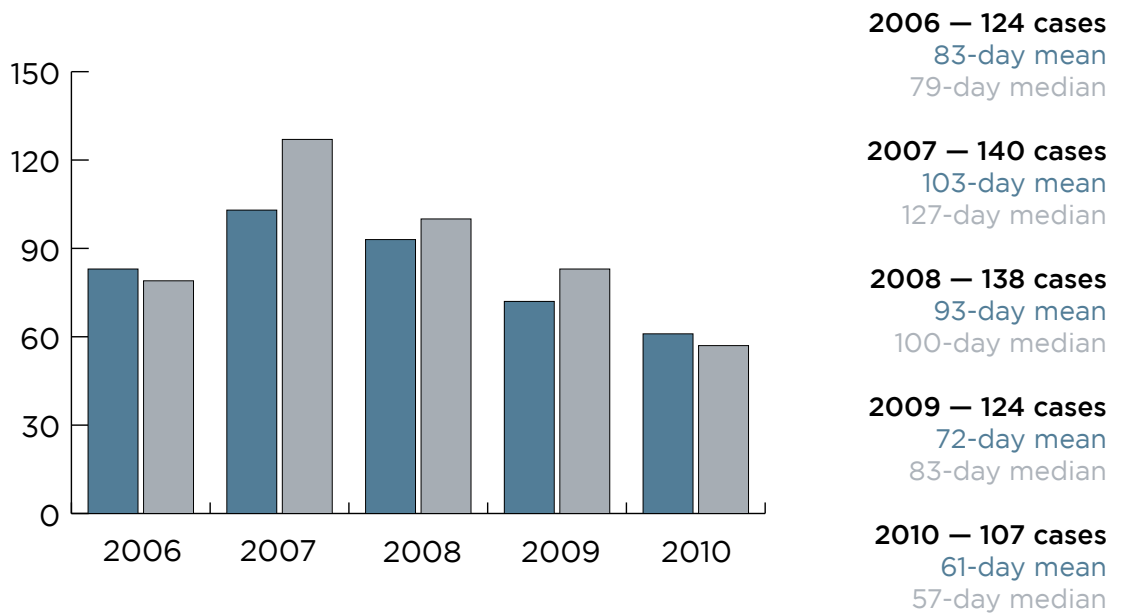
84-day mean

57-day median



ACCEPTED APPEALS, CERTIFIED CONFLICTS AND CERTIFIED QUESTIONS OF STATE LAW

The average number of days from completion of briefing to oral argument for this group of 107 cases decreased by 11 days, from 72 days in 2009 to 61 days in 2010.



PRACTICE OF LAW CASES

Including Disciplinary, Bar Admissions and Unauthorized Practice of Law Cases

A total of 18 practice of law cases were argued in 2010 and the average number of days from completion of briefing to oral argument continued to decline to 40 days, from 42 in 2009 and 45 in 2008.

2006 – 29 cases

59-day mean
57-day median

2007 – 16 cases

64-day mean
66-day median

2008 – 17 cases

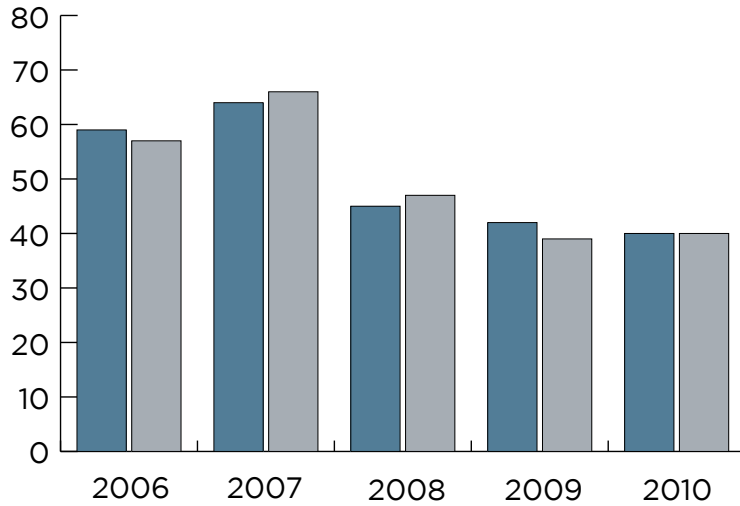
45-day mean
47-day median

2009 – 20 cases

42-day mean
39-day median

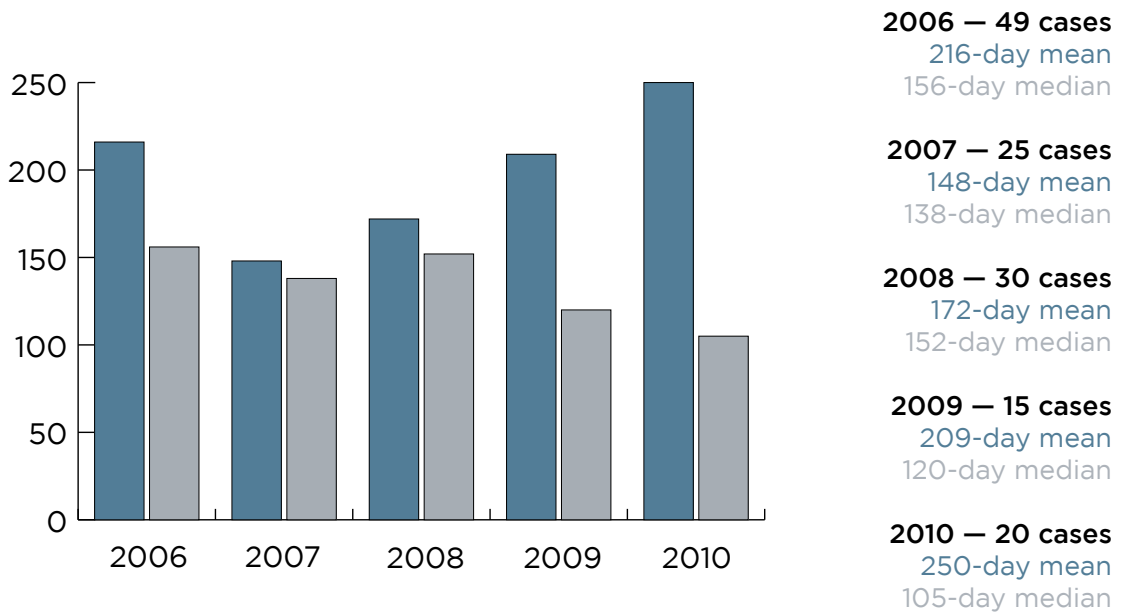
2010 – 18 cases

40-day mean
40-day median



MASTER COMMISSIONER CASES SCHEDULED FOR ORAL ARGUMENT

The average number of days from completion of briefing to oral argument for master commissioner cases increased in 2010 to 250 days, from an average of 209 days in 2009. The number of cases argued increased from 15 in 2009 to 20 in 2010.





section 5 appendices

2010 case statistics

practice of law cases - cases filed

DISCIPLINARY CASES

Cases on Report of Board	71
Consent to Discipline Cases	6
Attorney Resignation Cases	17
Reciprocal Discipline Cases	9
Cases upon Felony Conviction	20
Cases on Motion for Interim Remedial Suspension	1
Judge Disciplinary Cases	2
TOTAL	126

BAR ADMISSIONS CASES

Character and Fitness Cases	13 ¹¹
TOTAL	13

UNAUTHORIZED PRACTICE OF LAW CASES

Cases on Report of Board	2
Consent Decree Cases	4
Miscellaneous UPL Cases	2
TOTAL	8

TOTAL PRACTICE OF LAW CASES FILED

147

DISCIPLINARY CASES

On Report of Board

Public reprimand	3
Definite suspension	35
Indefinite suspension	28
Disbarment	5
Dismissed	3

TOTAL 74

Consent to Discipline Cases

Public reprimand	4
Definite suspension	4

TOTAL 8

Attorney Resignation Cases

Resignation accepted — disciplinary action pending	17
--	----

Reciprocal Discipline Cases

Public reprimand	3
Definite suspension	3
Indefinite suspension	3
Dismissed	1

Cases Upon Felony Conviction

Interim suspension	21
--------------------	----

Judge Disciplinary Cases**On Report of Board**

Definite suspension	4
---------------------	---

Consent to Discipline

Public reprimand	1
------------------	---

TOTAL 53

TOTAL DISCIPLINARY CASE DISPOSITIONS 135

2010 case statistics

practice of law cases - final dispositions

BAR ADMISSIONS CASES

Character and Fitness Cases

Applicant disapproved, may reapply	10 ¹²
Applicant approved	1
Recommendation to disapprove applicant not accepted	1

TOTAL **12**

UNAUTHORIZED PRACTICE OF LAW CASES

On Report of the Board

Respondent enjoined from actions constituting the unauthorized practice of law and civil penalty imposed	3
--	---

Cases on Consent Decree

Respondent enjoined from actions constituting the unauthorized practice of law	6
--	---

Miscellaneous Cases

Respondent found in contempt	1
Ordered to comply with discovery request	1

TOTAL **11**

TOTAL PRACTICE OF LAW DISPOSITIONS **158**

PRACTICE OF LAW CLEARANCE RATE **107%**

NOTES

1. This category includes cases in which the appellant sought jurisdiction as a discretionary appeal or as a discretionary appeal and a claimed appeal of right. Discretionary appeals are an appeal that involves a felony or a question of public or great general interest and invokes the discretionary jurisdiction of the Supreme Court. Claimed appeals of right are an appeal that claims a substantial constitutional question, including an appeal from the decision of a court of appeals under App. R. 26(B) in a noncapital case.
2. See Appendix A for a breakdown of cases relating to the practice of law that were filed in 2010.
3. This category includes cases in which the Court declined jurisdiction, denied leave to appeal, or dismissed the appeal.
4. See note 1.
5. See Appendix B for the final dispositions entered in cases relating to the practice of law.
6. See note 1.
7. Miscellaneous cases include Certified Conflict Cases, Certified Questions of State Law, Direct Appeals, Original Actions and Administrative Appeals.
8. Mean and median are both measures of central tendency, a term that refers to the “middle” value of a set of data. Arithmetic mean is calculated by dividing the sum of a data set by the number of items in the set. Median is determined by sorting the data set from lowest to highest value and identifying the data point in the middle of the range. It is the midpoint of the data at which half the items are higher and half are lower. Median, unlike arithmetic mean, is not subject to the skewing effect of outliers; that is, data points at an extreme margin on the range of values.
9. Jurisdictional appeals that are accepted for full merit review are appeals in which the Court accepts jurisdiction and orders the case fully briefed and scheduled for oral argument. Full merit review does not include appeals that are accepted and held for the disposition of another case, or appeals that are accepted and summarily disposed, without briefing, based on the holding of another case.
10. This number does not include the 99 cases that were accepted and held for *State v. Bodyke*, and also does not include the 47 cases that were accepted and summarily disposed without briefing based on the holding of *State v. Bodyke*. It does include six cases that were accepted for briefing, but that were later dismissed, either for want of prosecution or on application of the appellant.
11. There was a significant increase in the number of Character and Fitness cases filed and disposed of by the Supreme Court in 2010 compared to the four cases that were filed and disposed of in 2009. In 2010, seven cases involving applicants who took the July 2009 bar examination on laptop computers and who violated examination rules by returning to questions after time was called were filed and disposed.
12. See note 11.

PUBLISHED BY
THE SUPREME COURT *of* OHIO
Office of the Clerk
April 2011



THE SUPREME COURT *of* OHIO

OFFICE OF THE CLERK
65 South Front Street
Columbus, Ohio 43215-3431
www.supremecourt.ohio.gov