



THE SUPREME COURT *of* OHIO

# CASE STATISTICS

2  
0  
1  
3

Prepared by  
Office of the Clerk







THE SUPREME COURT *of* OHIO

---

# CASE STATISTICS

2

0

1

3

Maureen O'Connor  
Chief Justice

Paul E. Pfeifer  
Terrence O'Donnell  
Judith Ann Lanzinger  
Sharon L. Kennedy  
Judith L. French  
William M. O'Neill  
Justices

Steven C. Hollon  
Administrative Director

Prepared by  
Office of the Clerk  
Mark H. Reed ■ Clerk



**TABLE OF CONTENTS**

I.	CASELOAD ACTIVITIES	1
	Summary of Activity	2
	Cases Filed	3
	Cases Disposed	4
	Cases Pending December 31, 2013	5
II.	CASELOAD 2009-2013	7
	Cases Filed by Legal Category – 2013	8
	Cases Filed	9
	Cases Disposed	10
	Cases Pending	11
	Cases Filed by Pro Se Litigants	12
	Jurisdictional Appeals Filed 2008-2012 and Accepted for Merit Review	13
III.	TIME TO DISPOSITION 2009-2013	15
	All Cases	16
	Jurisdictional Appeals Accepted for Merit Review	17
	Jurisdictional Appeals Not Accepted for Merit Review	18
	Original Actions	19
	Disciplinary Cases on Report of Board	20
	Unauthorized Practice of Law Cases	21
	Character and Fitness Cases	22
	Cases Decided with an Opinion	23
IV.	BRIEFING TO ORAL ARGUMENT 2009-2013	25
	All Cases Argued	26
	Practice of Law Cases Argued	27
V.	APPENDICES	29
	Appendix A – Practice of Law Cases - Cases Filed 2013	30
	Appendix B – Practice of Law Cases - Cases Disposed 2013	31
	Notes	33



# SECTION 1

## CASELOAD ACTIVITIES

The following tables provide a summary of the 2013 caseload activity for the court, including cases filed, cases disposed, and cases pending on December 31, 2013.

## 2013 CASE STATISTICS

### Summary of Activity

CASES PENDING JANUARY 1, 2013	773
----------------------------------	-----

---

#### CASES FILED

---

Jurisdictional Appeals	1,492
Merit Cases	451
Practice of Law Cases	112
<b>TOTAL CASES FILED</b>	<b>2,055</b>

#### CASES DISPOSED

---

Jurisdictional Appeals	1,484
Merit Cases	466
Practice of Law Cases	90
<b>TOTAL CASES DISPOSED</b>	<b>2,040</b>

CASES PENDING DECEMBER 31, 2013	788
------------------------------------	-----

---

CLEARANCE RATE	99%
----------------	-----

---



## JURISDICTIONAL APPEALS

Jurisdictional Appeals <sup>1</sup>	1,398
Death Penalty Postconviction Appeals	7
Appeals Involving Termination of Parental Rights/Adoption	9
Appeals from App.R. 26(B) Applications ( <i>Murnahan</i> Appeals)	78
<b>TOTAL</b>	<b>1,492</b>

## MERIT CASES

Original Actions	197
Habeas Corpus Cases	41
Direct Appeals (Cases Originating in Court of Appeals)	99
Certified Conflicts	31
Appeals from Board of Tax Appeals	55
Appeals from Public Utilities Commission	11
Appeals from Power Siting Board	1
Death Penalty Cases	4
Appeals from App.R. 26(B) Application in Death Penalty Case	0
Certified Questions of State Law	2
Appeals of Contest of Election under R.C. 3515.15	0
Petition Challenges pursuant to Article II, Section 1g	0
Contests of an Election pursuant to R.C. 3515.08	0
Apportionment Cases pursuant to Article IX, Section 13	0
Cases Purporting to Invoke Unspecified Original Jurisdiction	10
<b>TOTAL</b>	<b>451</b>

PRACTICE OF LAW CASES<sup>2</sup>

Disciplinary Cases	96
Character and Fitness Cases	5
Unauthorized Practice of Law Cases	11
<b>TOTAL</b>	<b>112</b>

**TOTAL CASES FILED****2,055**

## 2013 CASE STATISTICS

### Cases Disposed

#### JURISDICTIONAL APPEALS<sup>3</sup>

Jurisdictional Appeals <sup>4</sup>	1,390
Death Penalty Postconviction Appeals	7
Appeals Involving Termination of Parental Rights/Adoption	10
Appeals from App.R. 26(B) Applications ( <i>Murnahan</i> Appeals)	77
<b>TOTAL</b>	<b>1,484</b>

#### MERIT CASES

Original Actions	213
Habeas Corpus Cases	41
Direct Appeals (Cases Originating in Court of Appeals)	70
Certified Conflicts	17
Certified Conflicts Involving Termination of Parental Rights/ Adoption	0
Appeals from Board of Tax Appeals	37
Appeals from Public Utilities Commission	4
Appeals from Power Siting Board	1
Death Penalty Cases	3
Certified Questions of State Law	2
Appeals of Contest of Election under R.C. 3515.15	0
Petition Challenges Pursuant to Article II, Section 1g	0
Other Merit Cases	11
Jurisdictional Appeals Accepted for Merit Review	67
<b>TOTAL</b>	<b>466</b>

#### PRACTICE OF LAW CASES

Disciplinary Cases	77
Character and Fitness Cases	9
Unauthorized Practice of Law Cases	4
Other Matters Related to Practice of Law	0
<b>TOTAL</b>	<b>90</b>

### TOTAL CASES DISPOSED

**2,040**

## JURISDICTIONAL APPEALS

Jurisdictional Appeals	331
Death Penalty Postconviction Appeals	12
Appeals Involving Termination of Parental Rights/Adoption	2
Appeals from App.R. 26(B) Applications ( <i>Murnahan</i> Appeals)	14
<b>TOTAL</b>	<b>359</b>

## MERIT CASES

Original Actions	43
Habeas Corpus Cases	12
Direct Appeals (Cases Originating in Court of Appeals)	99
Certified Conflicts	31
Appeals from Board of Tax Appeals	50
Appeals from Public Utilities Commission	18
Appeals from Power Siting Board	1
Death Penalty Cases	24
Certified Questions of State Law	2
Appeals from App.R. 26(B) Application in a Death Penalty Case	1
Other Merit Cases	1
Jurisdictional Appeals Accepted for Review	75
<b>TOTAL</b>	<b>357</b>

## PRACTICE OF LAW CASES

Disciplinary Cases	65
Character and Fitness Cases	0
Unauthorized Practice of Law Cases	6
Other Matters Relating to Practice of Law	1
<b>TOTAL</b>	<b>72</b>

**TOTAL CASES PENDING****788**



# SECTION 2

## CASELOAD

### 2009-2013

The following charts demonstrate the caseload activity of the court, including total cases filed, total cases disposed, total cases pending, and cases filed by pro se litigants for the years 2009 through 2013.

Also included in this section is a chart reflecting the number and percentage of jurisdictional appeals filed and accepted for review. The chart compares the years 2008 through 2012 because this data is measured by the year in which the appeal was filed. The most recent year for which the data is complete is 2012.

### CASES FILED BY CATEGORY – 2013

The clerk's office categorizes cases according to the following designations:

- Civil
- Criminal
- Practice of Law
- Domestic Relations, Probate & Juvenile
- Miscellaneous.

The use of categories allows for a better description of the types of cases considered by the court. The categories correspond to those used by Ohio's courts of appeals.

### CASES BY CATEGORY

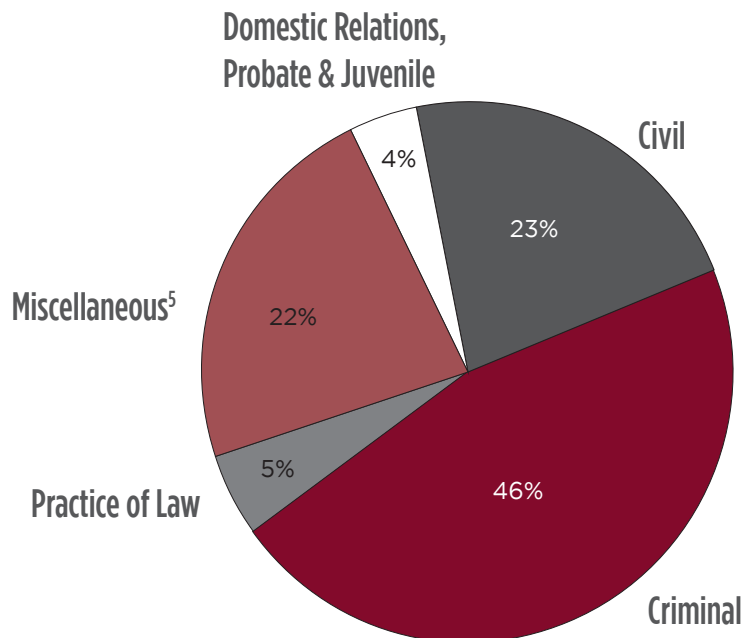
**Civil**  
466 cases (23%)

**Criminal**  
956 cases (46%)

**Practice of Law**  
112 cases (5%)

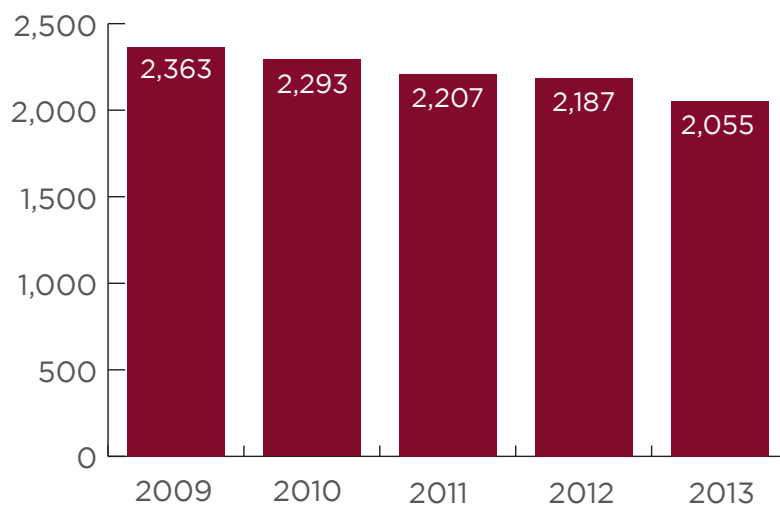
**Domestic Relations,  
Probate & Juvenile**  
75 cases (4%)

**Miscellaneous<sup>5</sup>**  
446 cases (22%)



CASES FILED 2009-2013

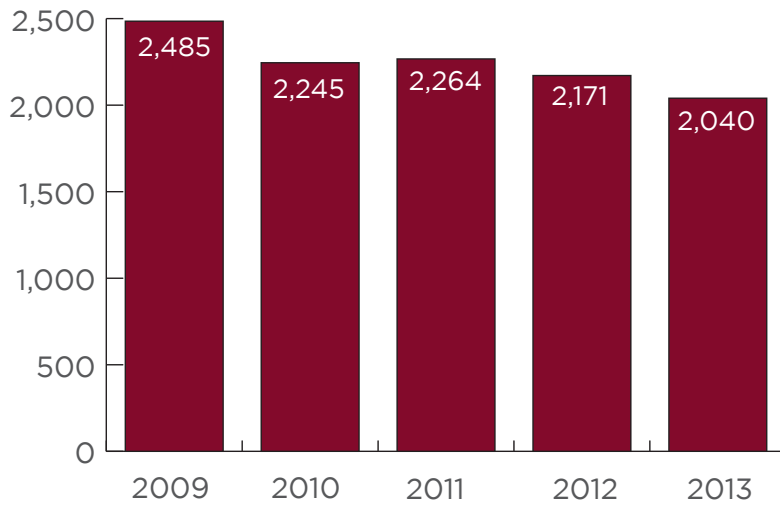
---



# 2013 CASE STATISTICS

Caseload 2009-2013

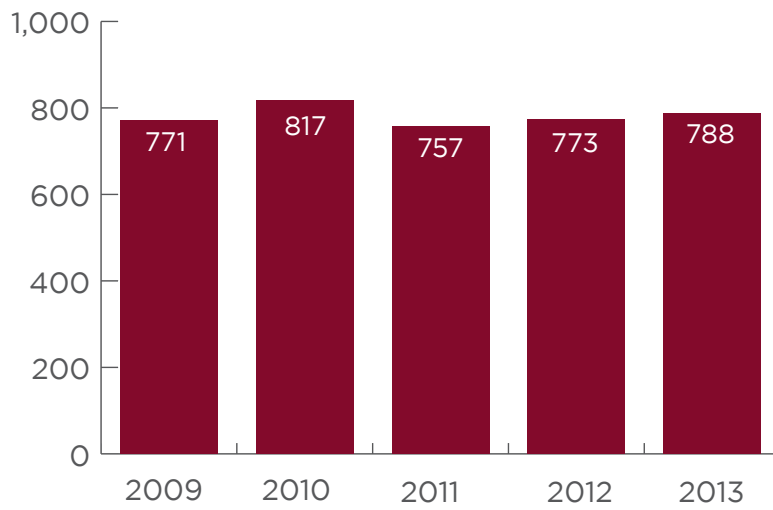
CASES DISPOSED 2009-2013





CASES PENDING 2009-2013

---

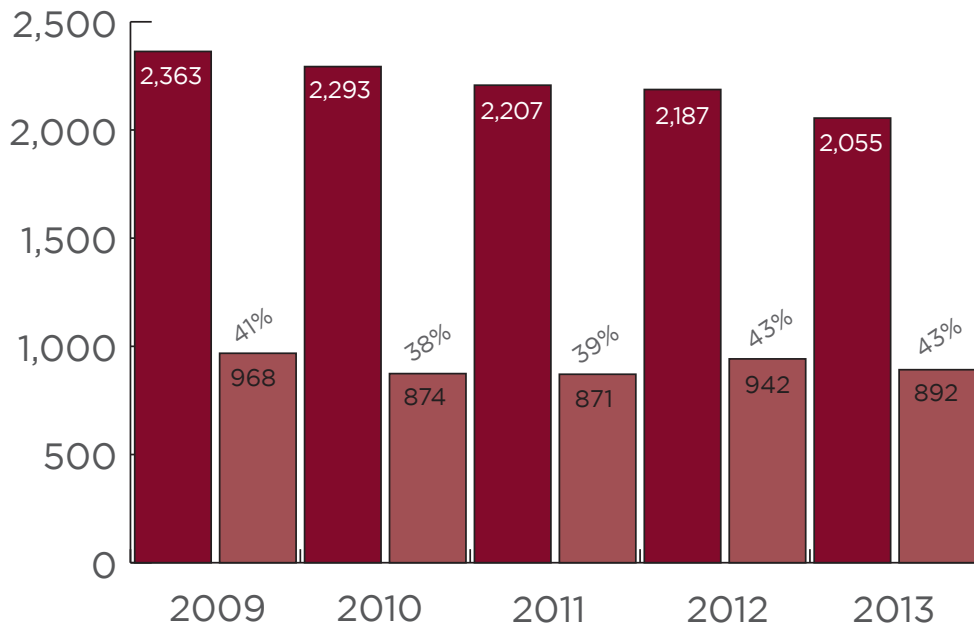


# 2013 CASE STATISTICS

Caseload 2009-2013

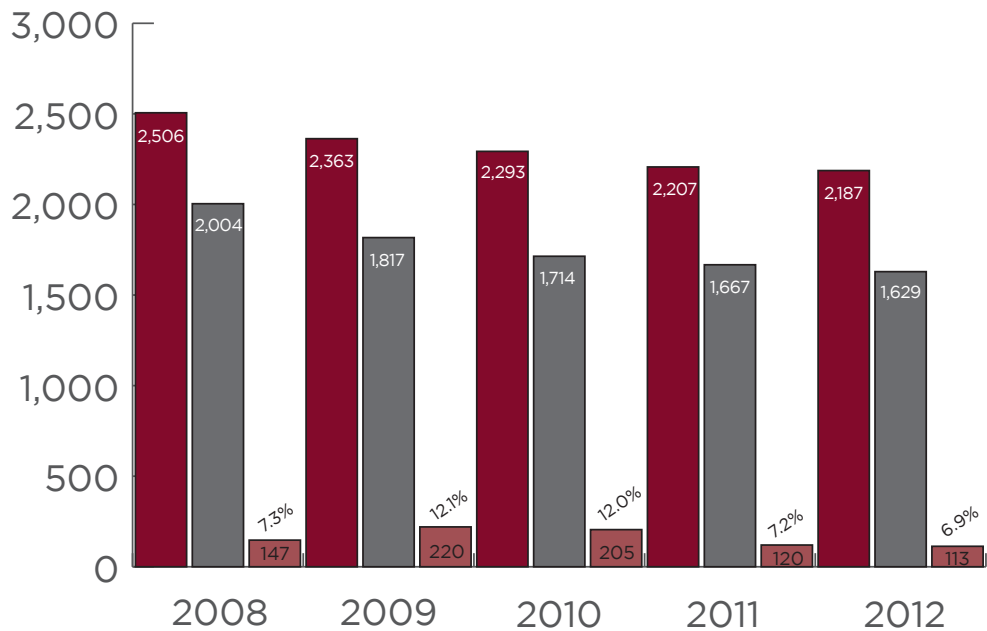
## CASES FILED BY PRO SE LITIGANTS 2009-2013

	2009	2010	2011	2012	2013
General Cases	2,363	2,293	2,207	2,187	2,055
Pro se Cases	968	874	871	942	892
Percent pro se	41	38	39	43	43



JURISDICTIONAL APPEALS FILED 2008-2012  
AND ACCEPTED FOR MERIT REVIEW

	2008	2009	2010	2011	2012
Cases Filed	2,506	2,363	2,293	2,207	2,187
Appeals Filed	2,004	1,817	1,714	1,667	1,629
Appeals Accepted	147	220	205	120	113
Percent Accepted	7.3	12.1	12.0	7.2	6.9





# SECTION 3

## TIME TO DISPOSITION

### 2009-2013

The following charts reflect the length of time from the origination of an action to final disposition in broad categories of case types including:

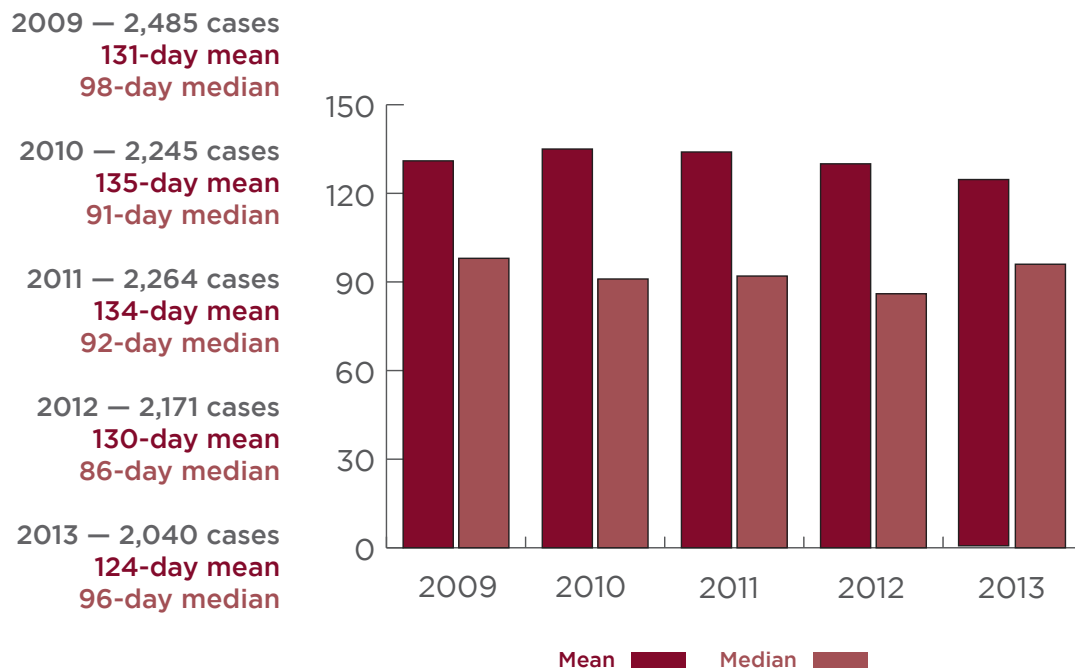
- All cases
- Jurisdictional appeals accepted for merit review
- Original actions
- Disciplinary cases
- Unauthorized practice of law cases
- Character and fitness cases
- All cases decided with an opinion.

The charts provide data for the years 2009 through 2013 for purposes of comparison.

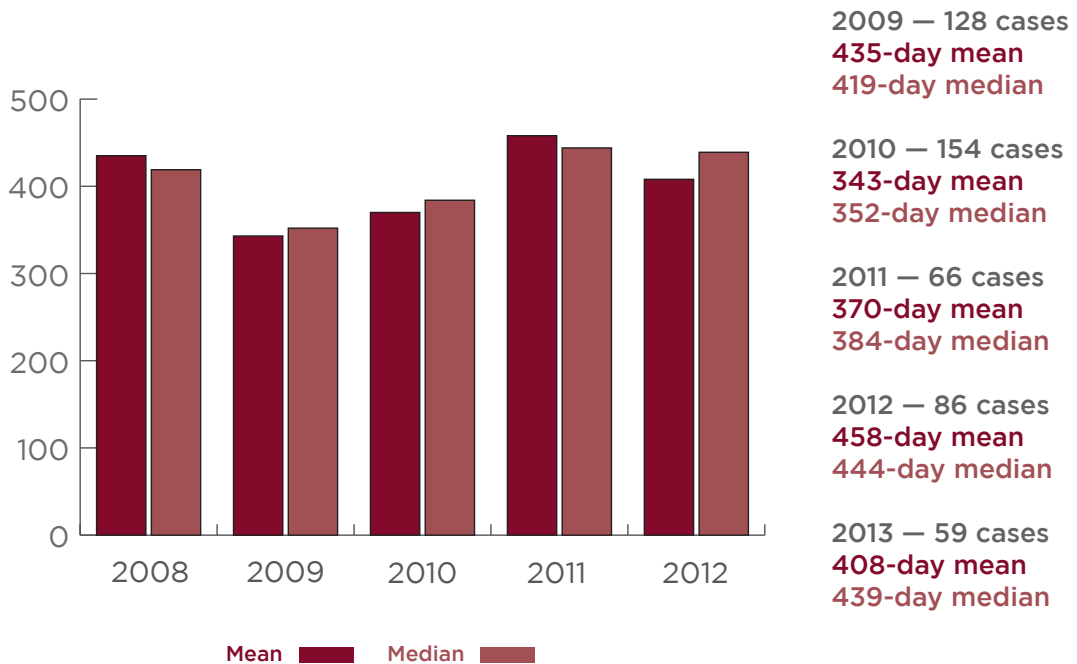
# 2013 CASE STATISTICS

## Time to Disposition 2009-2013

ALL CASES  
From Case Filing to Final Disposition



JURISDICTIONAL APPEALS ACCEPTED FOR MERIT REVIEW  
From Filing of Notice of Appeal to Final Disposition



# 2013 CASE STATISTICS

## Time to Disposition 2009-2013

### JURISDICTIONAL APPEALS NOT ACCEPTED FOR MERIT REVIEW From Filing of Notice of Appeal to Final Disposition

2009 – 1,793 cases

95-day mean

96-day median

2010 – 1,397 cases

88-day mean

86-day median

2011 – 1,581 cases

90-day mean

89-day median

2012 – 1,474 cases

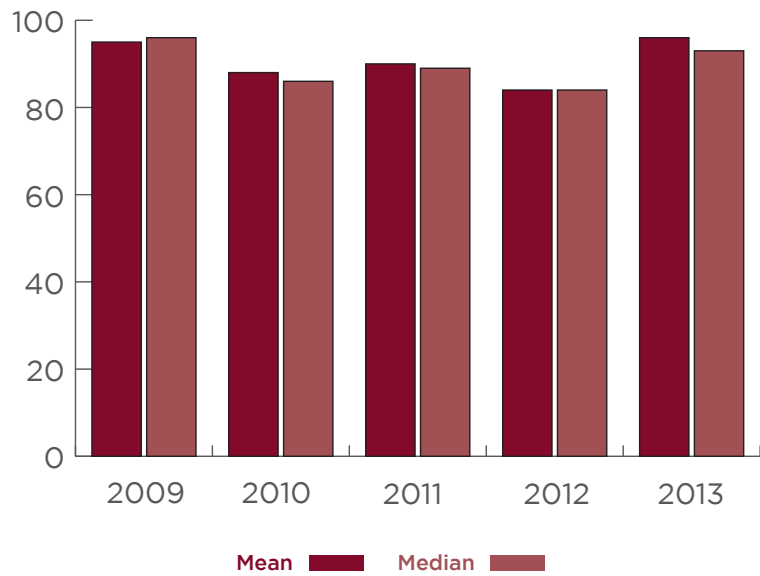
84-day mean

84-day median

2013 – 1,476 cases

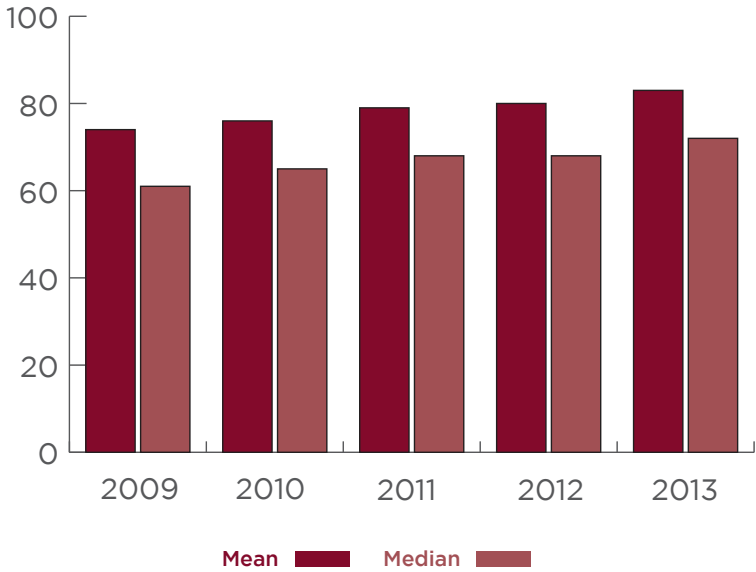
96-day mean

93-day median





ORIGINAL ACTIONS<sup>6</sup>  
From Filing to Final Disposition



2009 – 203 cases  
**74-day mean**  
61-day median

2010 – 233 cases  
**76-day mean**  
65-day median

2011 – 207 cases  
**79-day mean**  
68-day median

2012 – 196 cases  
**80-day mean**  
68-day median

2013 – 253 cases  
**83-day mean**  
72-day median

# 2013 CASE STATISTICS

Time to Disposition 2009-2013

## DISCIPLINARY CASES UPON REPORT OF BOARD From Filing of Board Report to Final Disposition

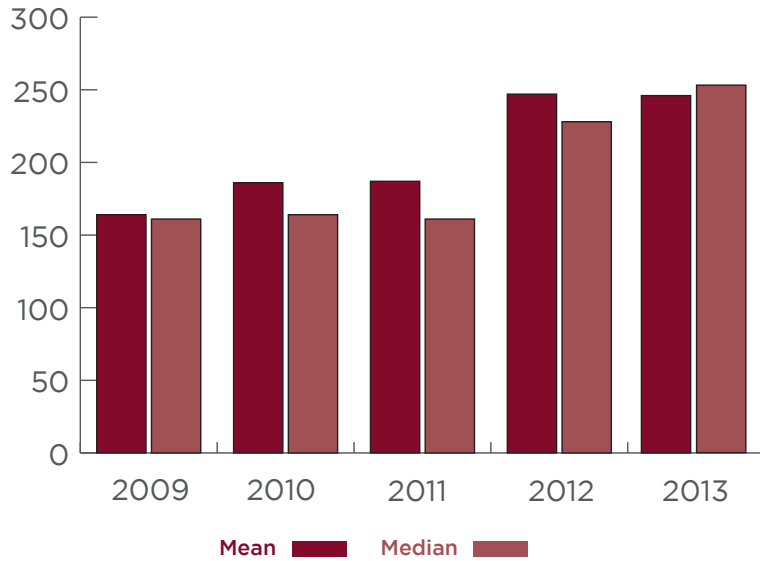
2009 — 81 cases  
**164-day mean**  
161-day median

2010 — 88 cases  
**186-day mean**  
164-day median

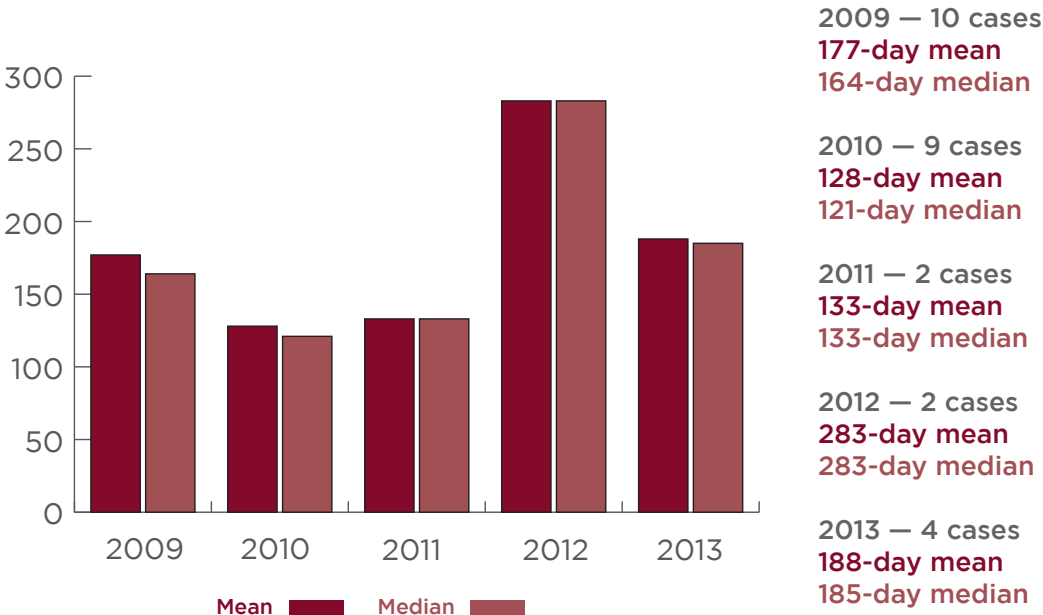
2011 — 63 cases  
**187-day mean**  
161-day median

2012 — 97 cases  
**247-day mean**  
228-day median

2013 — 47 cases  
**246-day mean**  
253-day median



UNAUTHORIZED PRACTICE OF LAW CASES  
From Filing of Board Report to Final Disposition



# 2013 CASE STATISTICS

Time to Disposition 2009-2013

## CHARACTER AND FITNESS CASES From Filing of Board Report to Final Disposition

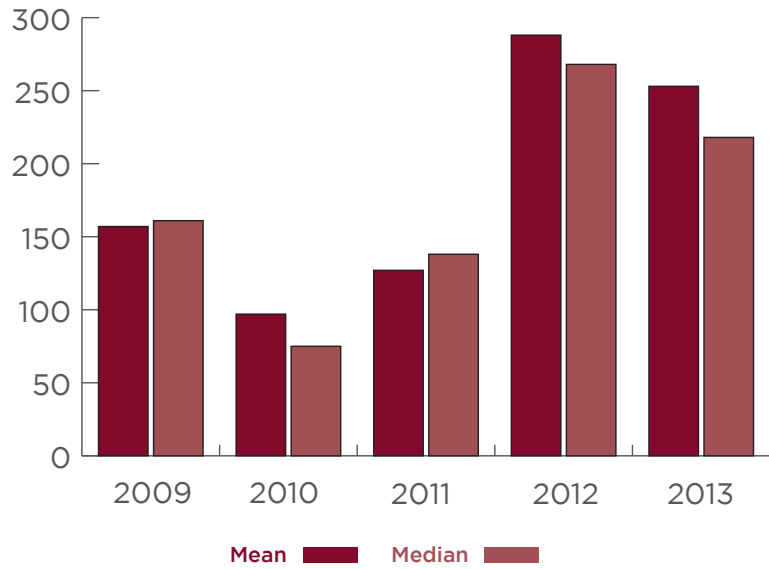
2009 — 4 cases  
157-day mean  
161-day median

2010 — 12 cases  
97-day mean  
75-day median

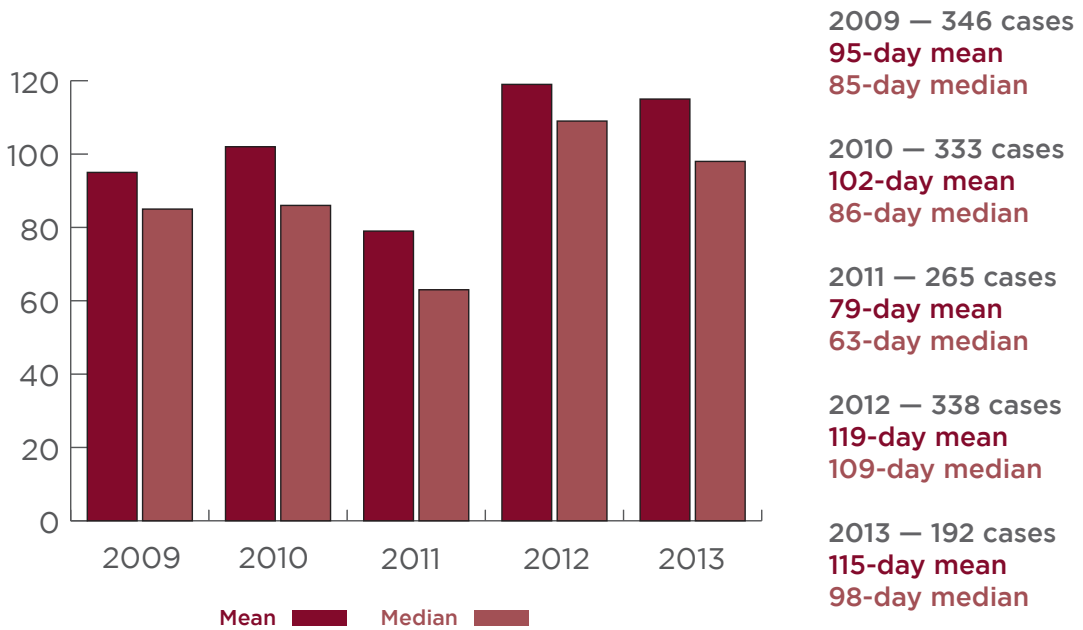
2011 — 6 cases  
127-day mean  
138-day median

2012 — 7 cases  
288-day mean  
268-day median

2013 — 9 cases  
253-day mean  
218-day median



CASES DECIDED WITH AN OPINION  
From Submission to Court Until Issuance of Opinion





# SECTION 4 BRIEFING TO ORAL ARGUMENT 2009-2013

The following charts show the time from the completion of briefing on a matter until oral argument is held. The time measured includes the six-week advance notice provided to parties who are scheduled to participate in oral argument. The charts provided include all cases argued and practice of law cases argued.

# 2013 CASE STATISTICS

2009-2013

## ALL CASES ARGUED

From Completion of Briefing to Oral Argument

2009 — 159 cases

**80-day mean**

83-day median

2010 — 150 cases

**85-day mean**

58-day median

2011 — 102 cases

**151-day mean**

85-day median

2012 — 147 cases

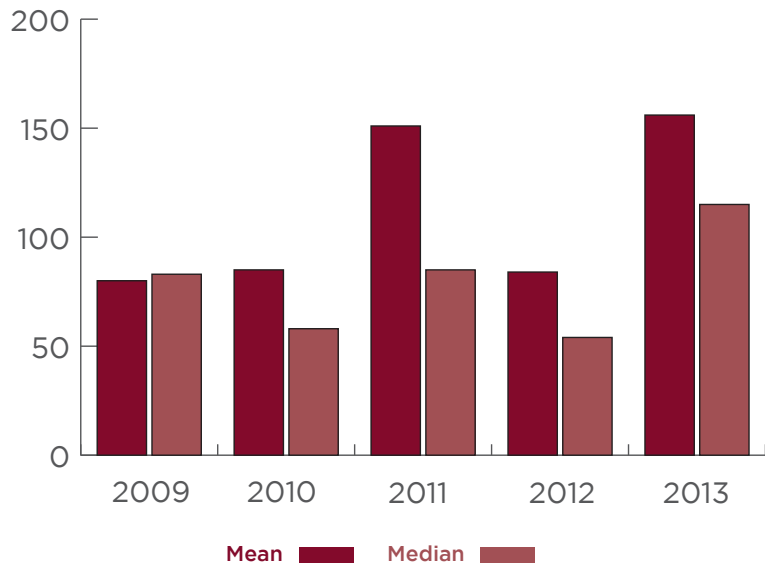
**84-day mean**

54-day median

2013 — 78 cases

**156-day mean**

115-day median





PRACTICE OF LAW CASES – Disciplinary, Character and Fitness,  
 & Unauthorized Practice of Law Cases  
 From Completion of Briefing to Oral Argument

2009 – 20 cases

**42-day mean**

**39-day median**

2010 – 18 cases

**40-day mean**

**40-day median**

2011 – 16 cases

**63-day mean**

**59-day median**

2012 – 32 cases

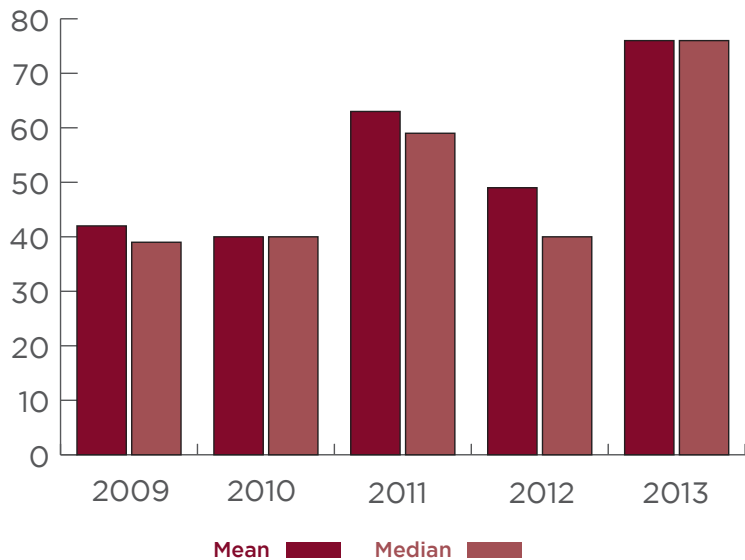
**49-day mean**

**40-day median**

2013 – 8 cases

**76-day mean**

**76-day median**





# SECTION 5

## APPENDICES

## 2013 CASE STATISTICS

### Appendix A: Practice of Law Cases - Cases Filed

---

CASES PENDING DECEMBER 31, 2012	50
---------------------------------	----

---

#### DISCIPLINARY CASES

---

Cases on Report of Board	41
Consent to Discipline Cases	8
Cases under Gov.Bar R. V(7)/Mental Illness	2
Attorney Resignation Cases	7
Reciprocal Discipline Cases	4
Cases upon Felony Conviction	9
Cases upon Default of Child Support Order	3
Disciplinary Default Judgment Cases pursuant to Gov.Bar R. V(6a)	18
Judge Disciplinary Cases under Gov.Bar R. V	4

#### CHARACTER AND FITNESS CASES

---

Character and Fitness Cases	5
-----------------------------	---

#### UNAUTHORIZED PRACTICE OF LAW CASES

---

Unauthorized Practice of Law/On Report of Board	7
Unauthorized Practice of Law/On Consent Decree	3

#### OTHER MATTER RELATING TO PRACTICE OF LAW

---

Notice of Appeal/Motion for Contempt	1
--------------------------------------	---

---

### TOTAL PRACTICE OF LAW CASES FILED

112

## DISCIPLINARY CASES

<b>On Report of Board</b>	
Public reprimand	6
Definite suspension	12
Indefinite suspension	16
Disbarment	5
Dismissed	2 <sup>7</sup>
<b>Consent to Discipline Cases</b>	
Public reprimand	1
Definite suspension	2
<b>Consent to Discipline Cases on Remand</b>	
Public reprimand	1
<b>Cases under Gov.Bar R. V(7)/Mental Illness</b>	
Mental illness suspension	2
<b>Attorney Resignation Cases</b>	
Resignation accepted with disciplinary action pending	6
Denied	1
<b>Reciprocal Discipline Cases</b>	
Public reprimand	2
Definite suspension	2
Indefinite suspension	1
<b>Cases Upon Felony Conviction</b>	
Interim suspension	9
<b>Cases upon Default of Child Support Order</b>	
Interim suspension	3
<b>Disciplinary Default Judgment pursuant to Gov.Bar R. (V)(6a)</b>	
Indefinite suspension	4
<b>Judge Disciplinary Cases under Gov.Bar R. V</b>	
Definite suspension	1
<b>Judge Disciplinary Cases under Gov.Jud.R. II</b>	
Order of five-judge commission reversed; violation removed from record	1

## 2013 CASE STATISTICS

### Practice of Law Cases - Cases Disposed

#### CHARACTER AND FITNESS CASES

---

##### **Character and Fitness Cases**

Applicant disapproved, may reapply	8
Applicant denied, precluded from reapplying	1

#### UNAUTHORIZED PRACTICE OF LAW CASES

---

##### **On Report of Board**

Respondent enjoined from actions constituting the unauthorized practice of law and civil penalty imposed	2
--	---

##### **Cases on Consent Decree**

Respondent enjoined from actions constituting the unauthorized practice of law	2
--	---

---

**TOTAL PRACTICE OF LAW CASES DISPOSED 90**

CASES PENDING DECEMBER 31, 2013 72

---

PRACTICE OF LAW CLEARANCE RATE 80%

NOTES

---

1. In 2013, the Rules of Practice were changed and discretionary (felony and non-felony) appeals, as well as claimed appeals of right, were combined and are now called “Jurisdictional Appeals.”
2. See Appendix A for a breakdown of cases relating to the practice of law that were filed in 2013.
3. This category includes dispositions for which the court declined to accept jurisdiction and did not review the merits of the case.
4. See Note 1.
5. Miscellaneous cases include Certified Conflict cases, Certified Questions of State Law, Direct Appeals, Original Actions, and Administrative Appeals.
6. This category includes Habeas Corpus cases. In 2013, 38 of the 253 original actions were Habeas Corpus cases.
7. Case No. 2012-0659 was dismissed upon the acceptance of the attorney’s resignation from the practice of law with disciplinary action pending. Case No. 2012-1698 was dismissed by the court and referred to the Board on the Unauthorized Practice of Law for further proceedings.





PUBLISHED BY  
THE SUPREME COURT *of* OHIO  
Office of the Clerk  
April 2014



# THE SUPREME COURT *of* OHIO

---

OFFICE OF THE CLERK  
65 South Front Street  
Columbus, Ohio 43215-3431  
[www.supremecourt.ohio.gov](http://www.supremecourt.ohio.gov)