



THE SUPREME COURT *of* OHIO

CASE STATISTICS

2
0
1
4

Prepared by
Office of the Clerk





THE SUPREME COURT *of* OHIO

CASE STATISTICS

2
0
1
4

Maureen O'Connor
Chief Justice

Paul E. Pfeifer
Terrence O'Donnell
Judith Ann Lanzinger
Sharon L. Kennedy
Judith L. French
William M. O'Neill
Justices

Steven C. Hollon
Administrative Director
(Jan. 1, 2014 - April 29, 2014)

Mindi L. Wells
Interim Administrative Director
(April 30, 2014 - Dec. 31, 2014)

Prepared by
Office of the Clerk

Mark Reed ■ Clerk
(Jan. 1, 2014 - June 30, 2014)

Sandra H. Grosko ■ Clerk
(July 1, 2014 - Dec. 31, 2014)



TABLE OF CONTENTS

1.	CASELOAD ACTIVITIES	1
	Summary of 2014 Caseload Activity	2
	Cases Filed	3
	Cases Disposed	4
	Cases Pending on December 31, 2014	5
2.	CASELOAD 2010-2014	7
	Cases Filed by Legal Category – 2014	8
	Cases Filed	9
	Cases Disposed	10
	Cases Pending	11
	Cases Filed by Pro Se Litigants	12
	Jurisdictional Appeals Filed 2009-2013 and Accepted for Merit Review	13
3.	TIME TO DISPOSITION 2010-2014	15
	All Cases	16
	Jurisdictional Appeals Accepted for Merit Review	17
	Jurisdictional Appeals Not Accepted for Merit Review	18
	Original Actions	19
	Disciplinary Cases on Report of Board	20
	Unauthorized Practice of Law Cases	21
	Character and Fitness Cases	22
	Cases Decided with an Opinion	23
4.	BRIEFING TO ORAL ARGUMENT 2010-2014	25
	All Cases Argued	26
	Practice of Law Cases Argued	27
5.	APPENDICES	29
	Appendix A – Practice of Law Cases - Cases Filed in 2014	30
	Appendix B – Practice of Law Cases - Cases Disposed in 2014	31
	Notes	33



SECTION 1

CASELOAD ACTIVITIES

The following tables provide a summary of the 2014 caseload activity for the court, including a listing of cases filed, cases disposed, and cases pending on December 31, 2014.

2014 CASE STATISTICS

Summary of Activity

CASES PENDING JANUARY 1, 2014	788
----------------------------------	-----

CASES FILED

Jurisdictional Appeals	1,623
Merit Cases	513
Practice of Law Cases	119
TOTAL CASES FILED	2,255

CASES DISPOSED

Jurisdictional Appeals	1,306
Merit Cases	530
Practice of Law Cases	122
TOTAL CASES DISPOSED	1,958

CASES PENDING DECEMBER 31, 2014	1,085
------------------------------------	-------

CLEARANCE RATE	87%
----------------	-----

JURISDICTIONAL APPEALS

Jurisdictional Appeals	1,525
Death Penalty Postconviction Appeals	5
Appeals Involving Termination of Parental Rights/Adoption	17
Appeals from App.R. 26(B) Applications (<i>Murnahan</i> Appeals)	76
TOTAL	1,623

MERIT CASES

Original Actions	183
Habeas Corpus Cases	40
Direct Appeals (Cases Originating in Court of Appeals)	86
Certified Conflicts	23
Certified Conflicts Involving Termination of Parental Rights/Adoption	2
Appeals from Board of Tax Appeals	152
Appeals from Public Utilities Commission	8
Appeals from Power Siting Board	2
Death Penalty Cases	6
Appeals from App.R. 26(B) Application in Death Penalty Case	0
Certified Questions of State Law	4
Appeals of Contest of Election under R.C. 3515.15	0
Petition Challenges pursuant to Article II, Section 1g	0
Contests of an Election pursuant to R.C. 3515.08	0
Cases Purporting to Invoke Unspecified Original Jurisdiction	7
TOTAL	513

PRACTICE OF LAW CASES¹

Disciplinary Cases	107
Bar Admissions Cases	6
Unauthorized Practice of Law Cases	5
Other Matters Relating to Practice of Law	1
TOTAL	119

TOTAL CASES FILED**2,255**

2014 CASE STATISTICS

Cases Disposed

JURISDICTIONAL APPEALS²

Jurisdictional Appeals	1,217
Death Penalty Postconviction Appeals	3
Appeals Involving Termination of Parental Rights/Adoption	13
Appeals from App.R. 26(B) Applications (<i>Murnahan</i> Appeals)	73
TOTAL	1,306

MERIT CASES

Original Actions	166
Habeas Corpus Cases	46
Direct Appeals (Cases Originating in Court of Appeals)	111
Certified Conflicts	32
Certified Conflicts Involving Termination of Parental Rights/ Adoption	2
Appeals from Board of Tax Appeals	78
Appeals from Public Utilities Commission	6
Appeals from Power Siting Board	0
Death Penalty Cases	12
Certified Questions of State Law	1
Appeals of Contest of Election under R.C. 3515.15	0
Petition Challenges pursuant to Article II, Section 1g	0
Other Merit Cases	5
Jurisdictional Appeals Accepted for Merit Review	71
TOTAL	530

PRACTICE OF LAW CASES

Disciplinary Cases	110
Bar Admissions Cases	2
Unauthorized Practice of Law Cases	8
Other Matters Related to Practice of Law	2
TOTAL	122

TOTAL CASES DISPOSED

1,958

JURISDICTIONAL APPEALS

Jurisdictional Appeals	573
Death Penalty Postconviction Appeals	13
Appeals Involving Termination of Parental Rights/Adoption	5
Appeals from App.R. 26(B) Applications (<i>Murnahan</i> Appeals)	17
TOTAL	608

MERIT CASES

Original Actions	60
Habeas Corpus Cases	6
Direct Appeals (Cases Originating in Court of Appeals)	75
Certified Conflicts	22
Appeals from Board of Tax Appeals	124
Appeals from Public Utilities Commission	20
Appeals from Power Siting Board	3
Death Penalty Cases	18
Certified Questions of State Law	5
Appeals from App.R. 26(B) Application in a Death Penalty Case	1
Other Merit Cases	3
Jurisdictional Appeals Accepted for Review	71
TOTAL	408

PRACTICE OF LAW CASES

Disciplinary Cases	62
Bar Admission Cases	4
Unauthorized Practice of Law Cases	3
Other Matters Relating to Practice of Law	0
TOTAL	69

TOTAL CASES PENDING**1,085**



SECTION 2

CASELOAD

2010-2014

The following charts show the caseload activity of the court, including total cases filed, total cases disposed, total cases pending, and appeals filed by pro se litigants for the years 2010 through 2014.

Also included in this section is a chart reflecting the number and percent of jurisdictional appeals filed and accepted for review. This chart compares the years 2009 through 2013, because this data is measured by the year in which the appeal was filed. The most recent year for which the data is complete is 2013.

2014 CASE STATISTICS

Caseload 2010-2014

CASES FILED BY CATEGORY – 2014

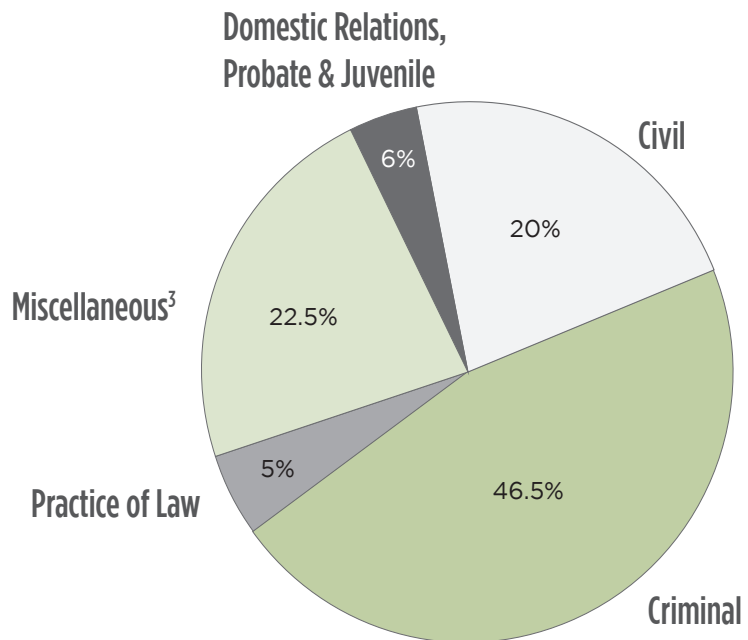
The clerk's office categorizes cases according to the following designations:

- Civil
- Criminal
- Practice of Law
- Domestic Relations, Probate & Juvenile
- Miscellaneous.

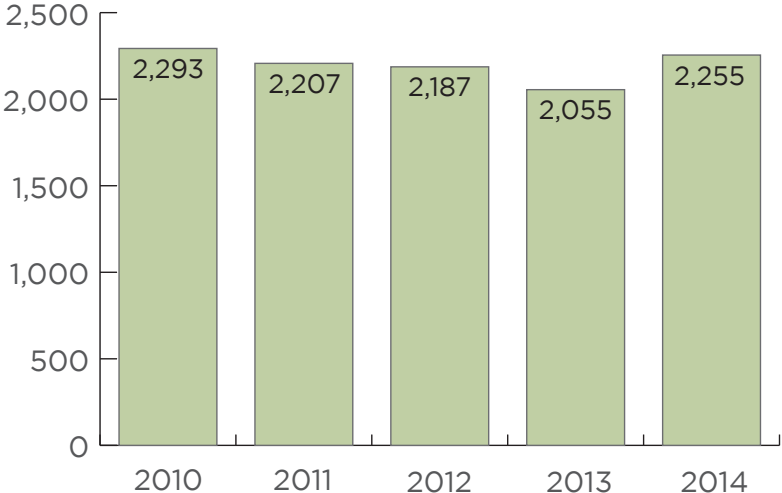
The use of categories allows for a better description of the types of cases considered by the court. The categories correspond to those used by Ohio's courts of appeal.

CASES BY CATEGORY

- Civil**
455 cases (20%)
- Criminal**
1,048 cases (46.5%)
- Practice of Law**
119 cases (5%)
- Domestic Relations, Probate & Juvenile**
126 cases (6%)
- Miscellaneous³**
507 cases (22.5%)



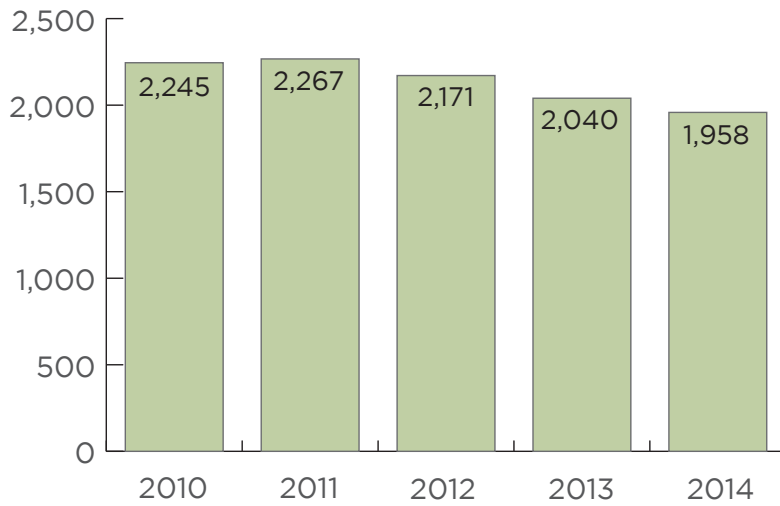
CASES FILED 2010-2014



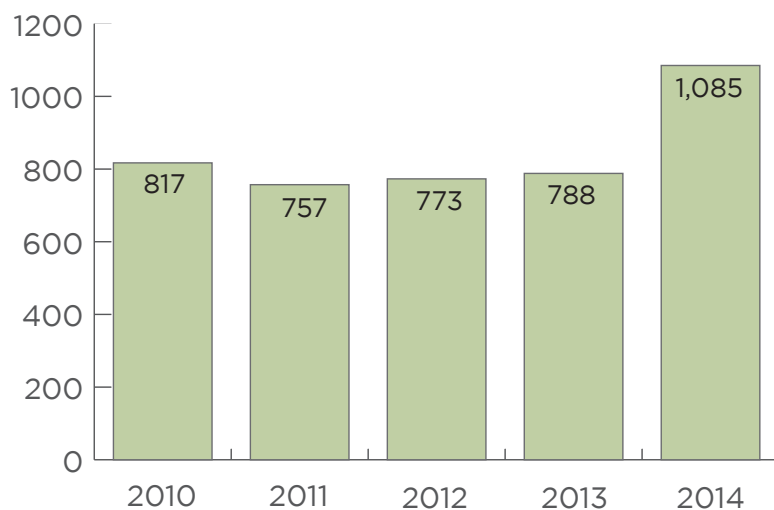
2014 CASE STATISTICS

Caseload 2010-2014

CASES DISPOSED 2010-2014



CASES PENDING ON THE 31ST DAY OF DECEMBER 2010-2014



2014 CASE STATISTICS

Caseload 2010-2014

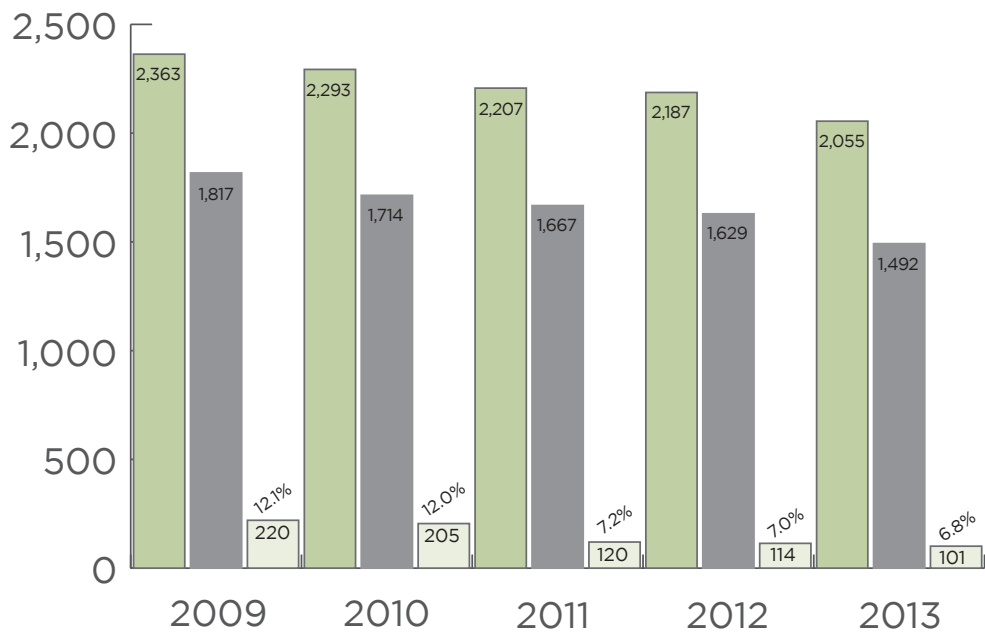
CASES FILED BY PRO SE LITIGANTS 2010-2014⁴

	2010	2011	2012	2013	2014
General Cases	2,293	2,207	2,187	2,055	2,255
Pro se Cases	875	871	944	894	959
Percent pro se	38.2	39.5	43.2	43.5	42.5



JURISDICTIONAL APPEALS FILED 2009-2013
AND ACCEPTED FOR MERIT REVIEW

	2009	2010	2011	2012	2013
Cases Filed	2,363	2,293	2,207	2,187	2,055
Appeals Filed	1,817	1,714	1,667	1,629	1,492
Appeals Accepted	220	205	120	114	101
Percent Accepted	12.1	12.0	7.2	7.0	6.8





SECTION 3

TIME TO DISPOSITION

2010-2014

The following charts reflect the length of time from the origination of an action to final disposition in various categories of case types, including:

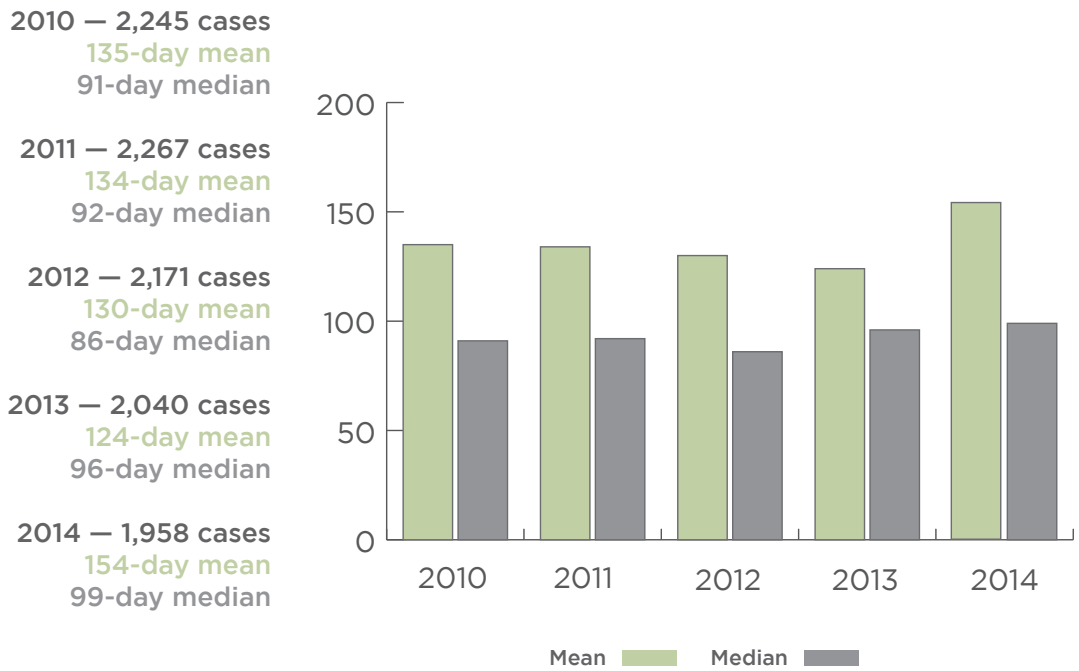
- All cases
- Jurisdictional appeals accepted for merit review
- Original actions
- Disciplinary cases
- Unauthorized practice of law cases
- Character and fitness cases
- All cases decided with an opinion.

The charts provide data for the years 2010 through 2014 for purposes of comparison.

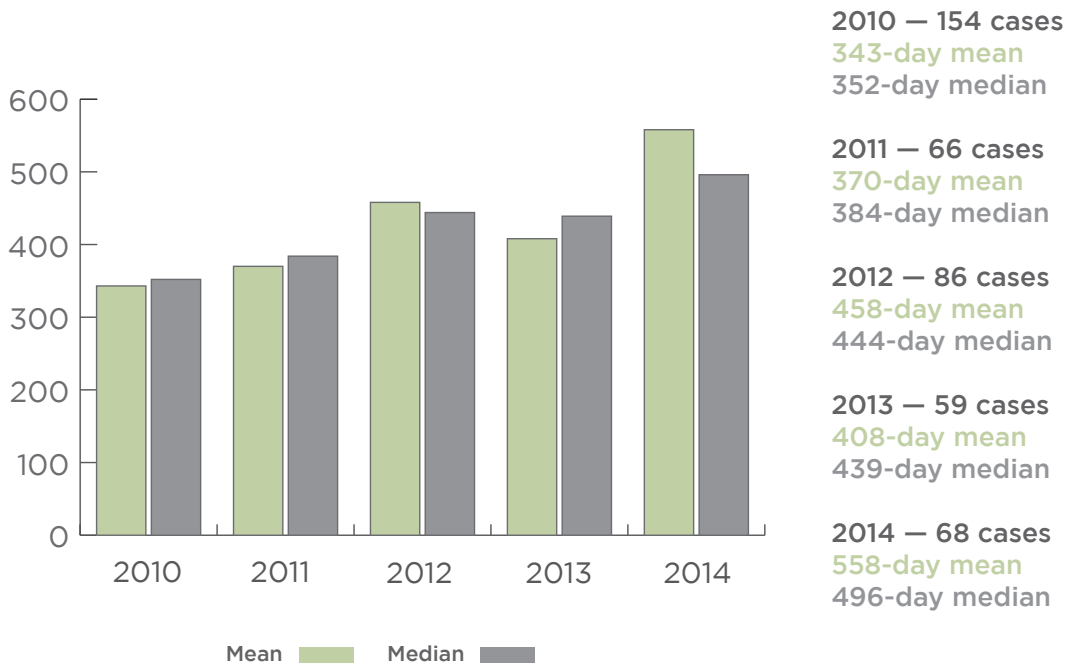
2014 CASE STATISTICS

Time to Disposition 2010-2014

ALL CASES
From Case Filing to Final Disposition



JURISDICTIONAL APPEALS ACCEPTED FOR MERIT REVIEW From Filing of Notice of Appeal to Final Disposition



2014 CASE STATISTICS

Time to Disposition 2010-2014

JURISDICTIONAL APPEALS NOT ACCEPTED FOR MERIT REVIEW From Filing of Notice of Appeal to Final Disposition

2010 — 1,397 cases

88-day mean

86-day median

2011 — 1,581 cases

90-day mean

89-day median

2012 — 1,474 cases

84-day mean

84-day median

2013 — 1,476 cases

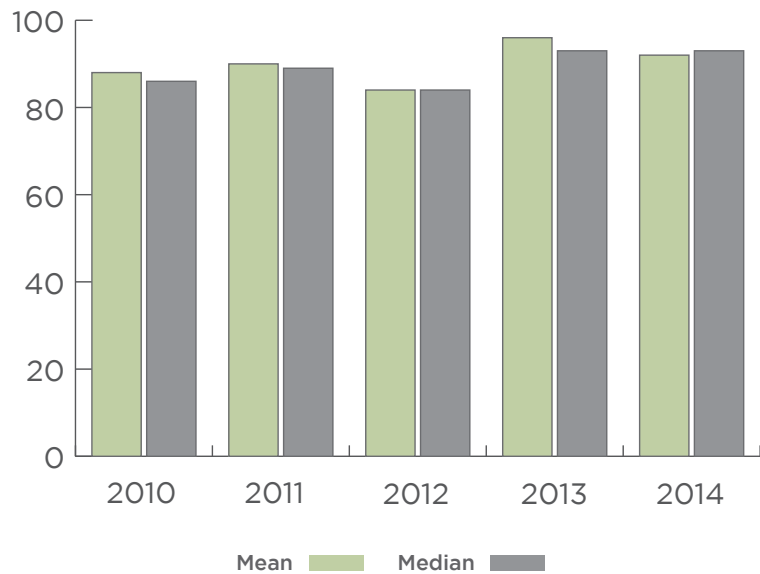
96-day mean

93-day median

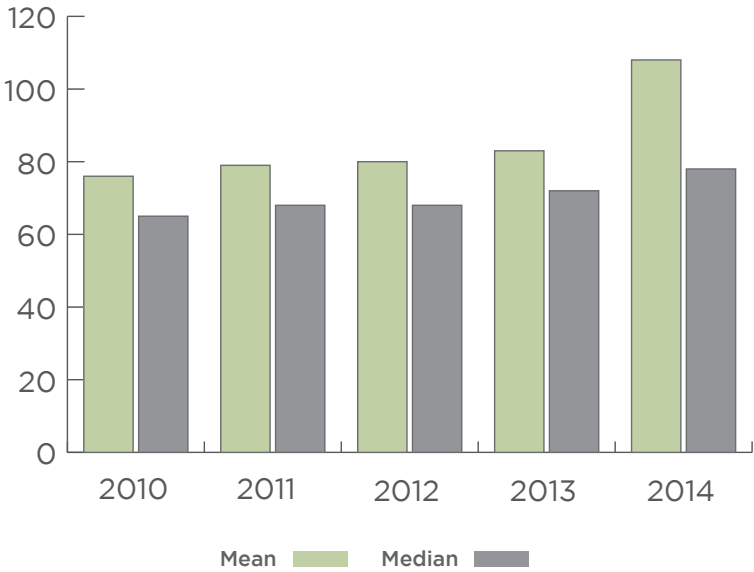
2014 — 1,285 cases

92-day mean

93-day median



ORIGINAL ACTIONS⁵
From Filing to Final Disposition



2010 — 233 cases
76-day mean
65-day median

2011 — 207 cases
79-day mean
68-day median

2012 — 196 cases
80-day mean
68-day median

2013 — 253 cases
83-day mean
72-day median

2014 — 212 cases
108-day mean
78-day median

2014 CASE STATISTICS

Time to Disposition 2010-2014

DISCIPLINARY CASES UPON REPORT OF BOARD From Filing of Board Report to Final Disposition

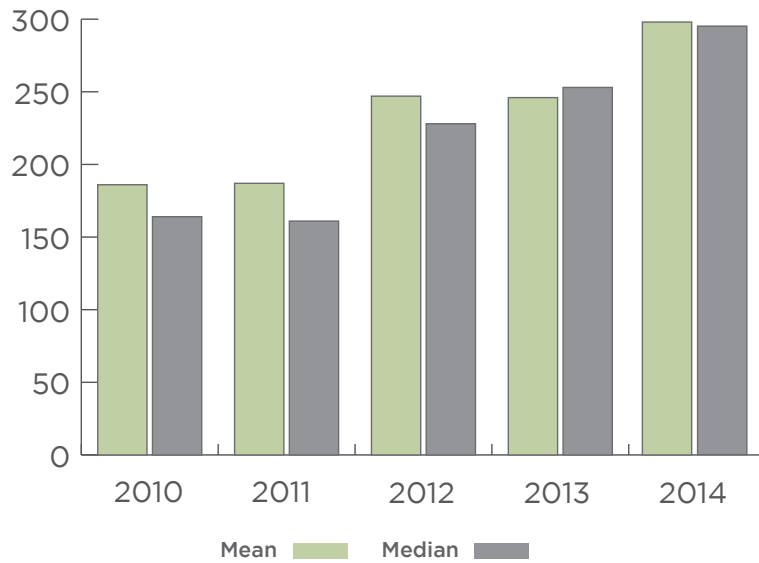
2010 — 88 cases
186-day mean
164-day median

2011 — 63 cases
187-day mean
161-day median

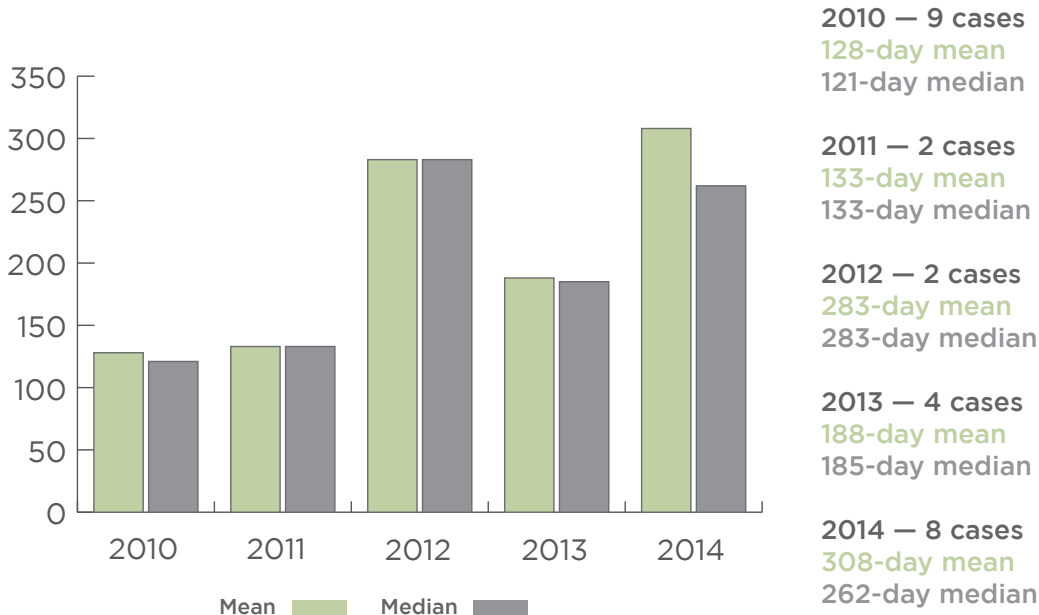
2012 — 97 cases
247-day mean
228-day median

2013 — 47 cases
246-day mean
253-day median

2014 — 51 cases
298-day mean
295-day median



UNAUTHORIZED PRACTICE OF LAW CASES
From Filing of Board Report to Final Disposition



2014 CASE STATISTICS

Time to Disposition 2010-2014

CHARACTER AND FITNESS CASES From Filing of Board Report to Final Disposition

2010 — 12 cases

97-day mean

75-day median

2011 — 6 cases

127-day mean

138-day median

2012 — 7 cases

288-day mean

268-day median

2013 — 9 cases

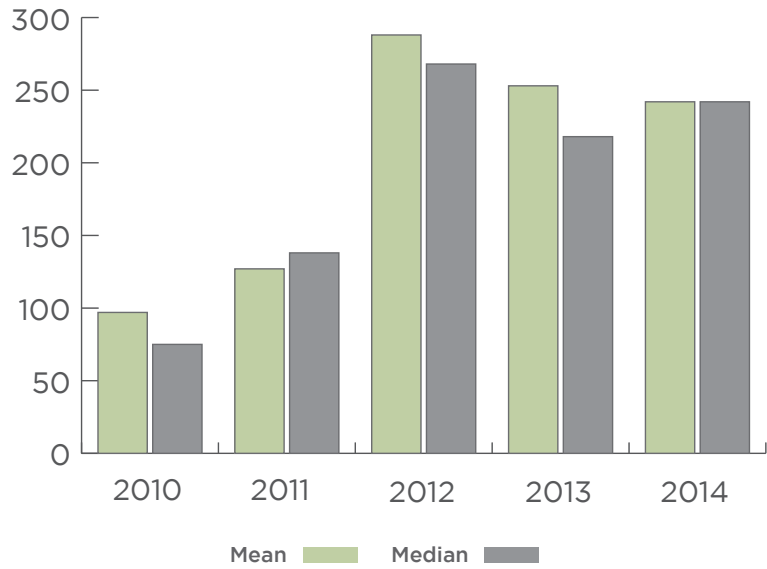
253-day mean

218-day median

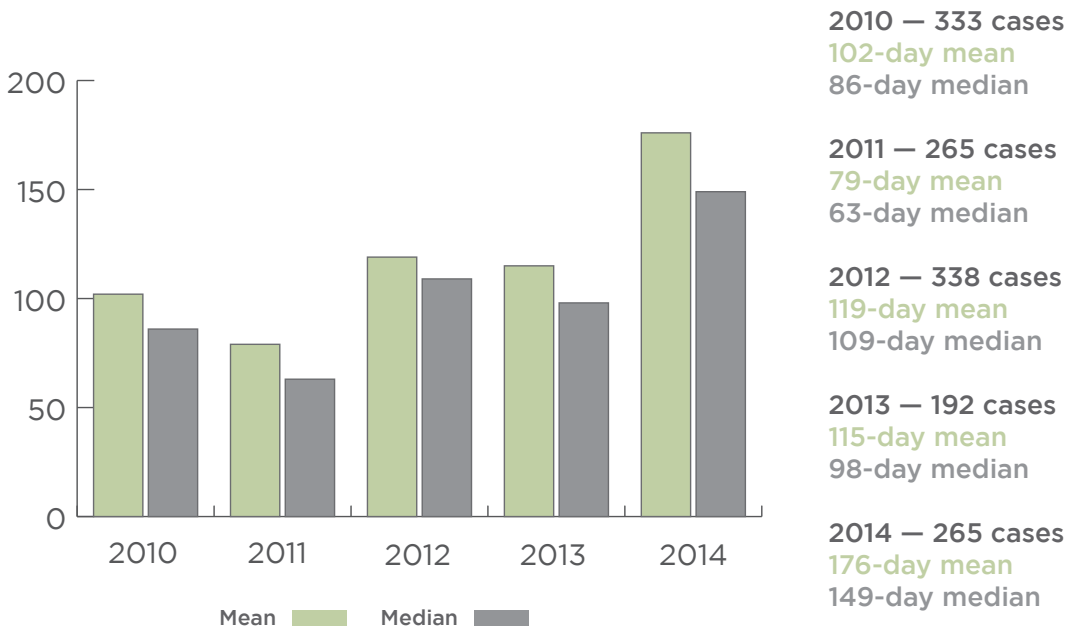
2014 — 2 cases

242-day mean

242-day median



CASES DECIDED WITH AN OPINION From Submission to Court Until Issuance of Opinion





SECTION 4

BRIEFING TO ORAL ARGUMENT

2010-2014

The following charts show the time from the completion of briefing on a matter until oral argument is held. The time measured includes the six-week advance notice provided to parties who are scheduled to participate in oral argument. The charts provided are for:

- All cases argued
- Practice of law cases argued (including disciplinary cases, bar admission cases, and unauthorized practice of law cases).

2014 CASE STATISTICS

2010-2014

ALL CASES ARGUED⁶

From Completion of Briefing to Oral Argument

2010 — 150 cases

85-day mean

58-day median

2011 — 102 cases

151-day mean

85-day median

2012 — 147 cases

84-day mean

54-day median

2013 — 78 cases

155-day mean

114-day median

2014 — 120 cases

185-day mean

112-day median



PRACTICE OF LAW CASES – Disciplinary Cases, Bar Admissions Cases,
& Unauthorized Practice of Law Cases
From Completion of Briefing to Oral Argument

2010 – 18 cases

40-day mean

40-day median

2011 – 16 cases

63-day mean

59-day median

2012 – 32 cases

49-day mean

40-day median

2013 – 8 cases

76-day mean

76-day median

2014 – 14 cases

77-day mean

83-day median





SECTION 5

APPENDICES

2014 CASE STATISTICS

Appendix A: Practice of Law Cases - Cases Filed

CASES PENDING DECEMBER 31, 2013	72
---------------------------------	----

DISCIPLINARY CASES

Cases on Report of Board	38
Consent to Discipline Cases	7
Cases on Motion for Interim Remedial Suspension	3
Attorney Resignation Cases	17
Reciprocal Discipline Cases	5
Cases upon Felony Conviction	13
Cases upon Default of Child Support Order	1
Disciplinary Default Judgment Cases pursuant to Gov.Bar R. V(6a)	21
Judge Disciplinary Cases under Gov.Bar R. V	1
Judge Consent to Discipline Cases	1

BAR ADMISSIONS CASES

Character and Fitness Cases	6
-----------------------------	---

UNAUTHORIZED PRACTICE OF LAW CASES

Unauthorized Practice of Law/On Report of Board	5
---	---

OTHER MATTER RELATING TO PRACTICE OF LAW

Motion for Witness to Show Cause for Failure to Appear at Deposition	1
--	---

TOTAL PRACTICE OF LAW CASES FILED	119
--	------------

DISCIPLINARY CASES

Cases On Report of Board

Public reprimand	1
Definite suspension	27
Indefinite suspension	8
Disbarment	3
Dismissed	2 ⁷

Consent to Discipline Cases

Public reprimand	4
Definite suspension	3

Consent to Discipline Cases on Remand

Public reprimand	1
Definite suspension	1
Indefinite suspension	1

Cases on Motion for Interim Remedial Suspension

Interim suspension	3
--------------------	---

Attorney Resignation Cases

Resignation accepted with disciplinary action pending	18
---	----

Reciprocal Discipline Cases

Public reprimand	2
Definite suspension	2
Indefinite suspension	2
Interim suspension	1

Cases Upon Felony Conviction

Interim suspension	13
--------------------	----

Cases upon Default of Child Support Order

Interim suspension	1
--------------------	---

Disciplinary Default Judgment pursuant to Gov.Bar R. (V)(6a)

Indefinite suspension	13
Dismissed	1 ⁸

Judge Disciplinary Cases under Gov.Bar R. V

Public reprimand	1
Definite suspension	1
Indefinite suspension	1

2014 CASE STATISTICS

Practice of Law Cases - Cases Disposed

BAR ADMISSIONS CASES

Character and Fitness Cases

Applicant disapproved, may reapply 2

UNAUTHORIZED PRACTICE OF LAW CASES

Cases On Report of Board

Respondent enjoined from actions constituting
the unauthorized practice of law and civil penalty imposed 3

Respondent enjoined from actions constituting
the unauthorized practice of law 4

Cases on Consent Decree

Respondent enjoined from actions constituting
the unauthorized practice of law and civil penalty imposed 1

OTHER MATTERS RELATING TO PRACTICE OF LAW

Motion to dismiss granted 1

Motion to withdraw motion to show cause granted 1

TOTAL PRACTICE OF LAW CASES DISPOSED 122

CASES PENDING DECEMBER 31, 2014 69

PRACTICE OF LAW CLEARANCE RATE 102%

NOTES

1. See Appendix A for a breakdown of cases relating to the practice of law that were filed in 2014.
2. This category includes dispositions where the court declined to accept jurisdiction and did not review the merits of the case.
3. Miscellaneous cases include: Certified Conflict Cases, Certified Questions of State Law, Direct Appeals, Original Actions, and Administrative Appeals.
4. The data for this chart may vary when compared to data presented in prior statistical reports. The report measures whether the filing party in a case is pro se. If during the pendency of a case a pro se litigant is appointed counsel, the litigant will no longer be pro se and the case will be excluded from the report results.
5. This category includes Habeas Corpus cases. In 2014, 46 of the 212 original actions were Habeas Corpus cases.
6. The data in this chart may vary when compared to the data presented in prior statistical reports because the court may initially decline jurisdiction over a case, but subsequently grant reconsideration, accept jurisdiction, and hold oral argument.
7. Case Nos. 2013-1620 and 2014-0967 were dismissed upon the acceptance of the attorneys' resignations from the practice of law with disciplinary action pending.
8. Case No. 2013-1101 was dismissed upon the acceptance of the attorney's resignation from the practice of law with disciplinary action pending.



PUBLISHED BY
THE SUPREME COURT *of* OHIO
Office of the Clerk
March 2015



THE SUPREME COURT *of* OHIO

OFFICE OF THE CLERK
65 South Front Street
Columbus, Ohio 43215-3431
www.supremecourt.ohio.gov