




THE SUPREME COURT *of* OHIO

CASE STATISTICS

2
0
1
5

Prepared by
Office of the Clerk





THE SUPREME COURT *of* OHIO

CASE STATISTICS

2
0
1
5

Maureen O'Connor
Chief Justice

Paul E. Pfeifer
Terrence O'Donnell
Judith Ann Lanzinger
Sharon L. Kennedy
Judith L. French
William M. O'Neill
Justices

Michael L. Buenger
Administrative Director

Mindi L. Wells
Deputy Administrative Director

Prepared by
Office of the Clerk

Sandra H. Grosko ■ Clerk of the Court



TABLE OF CONTENTS

1.	CASELOAD ACTIVITIES	1
	Summary of 2015 Caseload Activity	2
	Cases Filed	3
	Cases Disposed	4
	Cases Pending on December 31, 2015	5
2.	CASELOAD 2011-2015	7
	Cases Filed by Category – 2015	8
	Cases Filed	9
	Cases Disposed	10
	Cases Pending	11
	Cases Filed by Pro Se Litigants	12
	Jurisdictional Appeals Filed 2010 - 2014 and Accepted for Merit Review	13
3.	TIME TO DISPOSITION 2011-2015	15
	All Cases	16
	Jurisdictional Appeals Accepted for Merit Review	17
	Jurisdictional Appeals Not Accepted for Merit Review	18
	Original Actions	19
	Disciplinary Cases	20
	Unauthorized Practice of Law Cases	21
	Bar Admission Cases	22
	Cases Decided with an Opinion	23
4.	BRIEFING TO ORAL ARGUMENT 2011-2015	25
	All Cases Argued	26
	Practice of Law Cases Argued	27
5.	E-FILING	29
	Total New Cases Filed	30
	Total Attorney New Cases Filed	30
	Total Attorney Filings	30
6.	APPENDICES	31
	Appendix A – Practice of Law Cases - Cases Filed in 2015	32
	Appendix B – Practice of Law Cases - Cases Disposed in 2015	33
	Notes	35



SECTION 1

CASELOAD ACTIVITIES

The following tables provide a summary of the 2015 caseload activity for the court, including a listing of cases filed, cases disposed, and cases pending on December 31, 2015.

2015 CASE STATISTICS

Summary of Activity

CASES PENDING JANUARY 1, 2015	1,085
<hr/>	
CASES FILED	
<hr/>	
Jurisdictional Appeals	1,529
Merit Cases	457
Practice of Law Cases	121
TOTAL CASES FILED	2,107
CASES DISPOSED	
<hr/>	
Jurisdictional Appeals	1,632
Merit Cases	505
Practice of Law Cases	119
TOTAL CASES DISPOSED	2,256
CASES PENDING DECEMBER 31, 2015	936
<hr/>	
CLEARANCE RATE	107%
<hr/>	

JURISDICTIONAL APPEALS

Jurisdictional Appeals	1,419
Death Penalty Postconviction Appeals	10
Appeals Involving Termination of Parental Rights/Adoption	10
Appeals from App.R. 26(B) Applications	90
TOTAL	1,529

MERIT CASES

Original Actions	166
Habeas Corpus Cases	39
Direct Appeals (Cases Originating in Court of Appeals)	92
Certified Conflicts	26
Certified Conflicts Involving Termination of Parental Rights/Adoption	0
Appeals from Board of Tax Appeals	106
Appeals from Public Utilities Commission	1
Appeals from Power Siting Board	4
Death Penalty Cases	2
Appeals from App.R. 26(B) Application in Death Penalty Case	0
Certified Questions of State Law	5
Appeals of Contest of Election under R.C. 3515.15	0
Petition Challenges pursuant to Article II, Section 1g of the Ohio Constitution	0
Contests of an Election pursuant to R.C. 3515.08	0
Cases Purporting to Invoke Unspecified Original Jurisdiction	16
TOTAL	457

PRACTICE OF LAW CASES¹

Disciplinary Cases	109
Bar Admission Cases	8
Unauthorized Practice of Law Cases	3
Other Matters Relating to Practice of Law	1
TOTAL	121

TOTAL CASES FILED**2,107**

2015 CASE STATISTICS

Cases Disposed

JURISDICTIONAL APPEALS²

Jurisdictional Appeals	1,515
Death Penalty Postconviction Appeals	10
Appeals Involving Termination of Parental Rights/Adoption	14
Appeals from App.R. 26(B) Applications	93
TOTAL	1,632

MERIT CASES

Original Actions	160
Habeas Corpus Cases	33
Direct Appeals (Cases Originating in Court of Appeals)	87
Certified Conflicts	23
Certified Conflicts Involving Termination of Parental Rights/ Adoption	0
Appeals from Board of Tax Appeals	114
Appeals from Public Utilities Commission	8
Appeals from Power Siting Board	3
Death Penalty Cases	3
Certified Questions of State Law	1
Appeals of Contest of Election under R.C. 3515.15	0
Petition Challenges pursuant to Article II, Section 1g of the Ohio Constitution	0
Other Merit Cases	16
Jurisdictional Appeals Accepted for Merit Review	57
TOTAL	505

PRACTICE OF LAW CASES

Disciplinary Cases	110
Bar Admission Cases	4
Unauthorized Practice of Law Cases	4
Other Matters Relating to Practice of Law	1
TOTAL	119

TOTAL CASES DISPOSED

2,256

JURISDICTIONAL APPEALS

Jurisdictional Appeals	431
Death Penalty Postconviction Appeals	12
Appeals Involving Termination of Parental Rights/Adoption	0
Appeals from App.R. 26(B) Applications	13
TOTAL	456

MERIT CASES

Original Actions	66
Habeas Corpus Cases	12
Direct Appeals (Cases Originating in Court of Appeals)	80
Certified Conflicts	25
Appeals from Board of Tax Appeals	116
Appeals from Public Utilities Commission	13
Appeals from Power Siting Board	4
Death Penalty Cases	17
Certified Questions of State Law	9
Appeals from App.R. 26(B) Application in a Death Penalty Case	1
Other Merit Cases	3
Jurisdictional Appeals Accepted for Review	63
TOTAL	409

PRACTICE OF LAW CASES

Disciplinary Cases	61
Bar Admission Cases	8
Unauthorized Practice of Law Cases	2
Other Matters Relating to Practice of Law	0
TOTAL	71

TOTAL CASES PENDING**936**



SECTION 2

CASELOAD

2011-2015

The following charts show the caseload activity of the court, including total cases filed, total cases disposed, total cases pending, and appeals filed by pro se litigants for the years 2011 through 2015.

Also included in this section is a chart reflecting the number and percent of jurisdictional appeals filed and accepted for review. This chart compares the years 2010 through 2014, because this data is measured by the year in which the appeal was filed. The most recent year for which the data is complete is 2014.

CASES FILED BY CATEGORY – 2015

The clerk's office categorizes cases according to the following designations:

- Civil
- Criminal
- Practice of Law
- Domestic Relations, Probate & Juvenile
- Miscellaneous.

The categories correspond to those used by Ohio's courts of appeal.

CASES BY CATEGORY

Civil

460 cases (22%)

Criminal

987 cases (47%)

Practice of Law

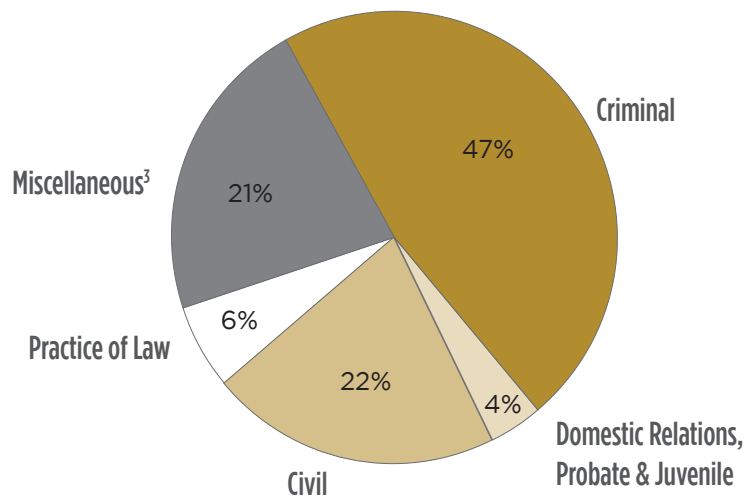
121 cases (6%)

Domestic Relations, Probate & Juvenile

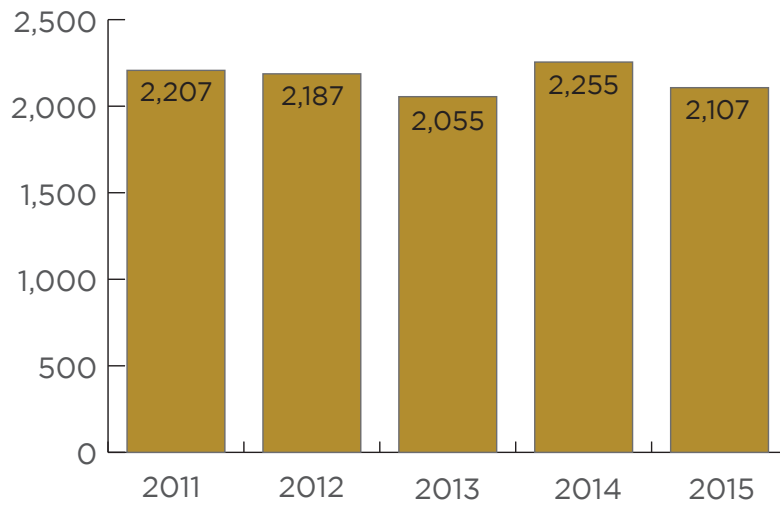
85 cases (4%)

Miscellaneous³

454 cases (21%)



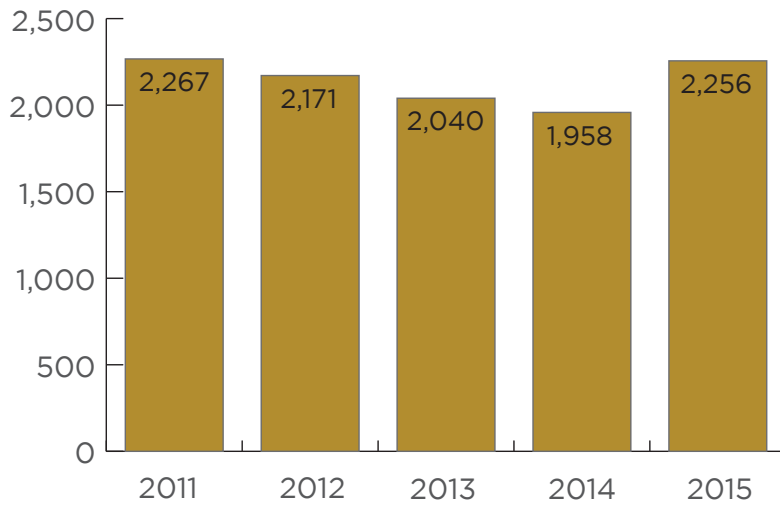
CASES FILED 2011-2015



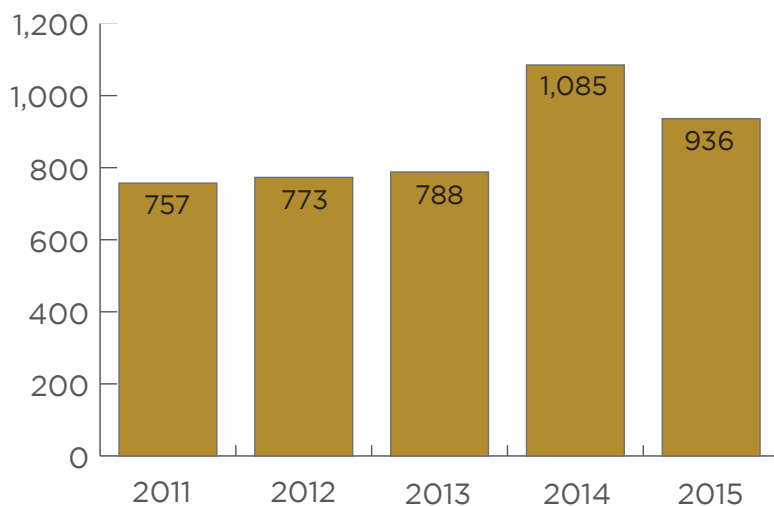
2015 CASE STATISTICS

Caseload 2011-2015

CASES DISPOSED 2011-2015



CASES PENDING ON THE 31ST DAY OF DECEMBER 2011-2015

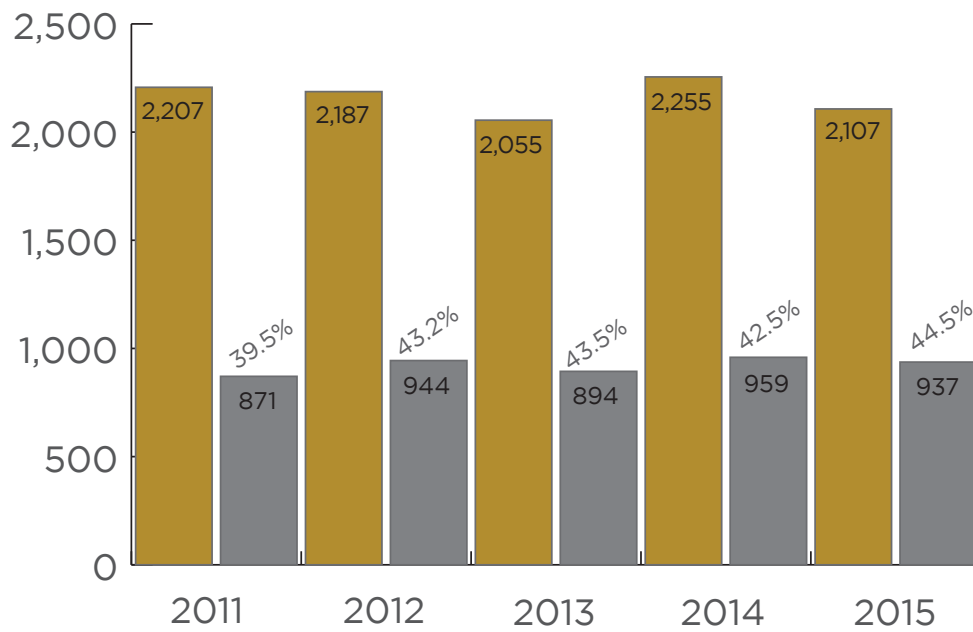


2015 CASE STATISTICS

Caseload 2011-2015

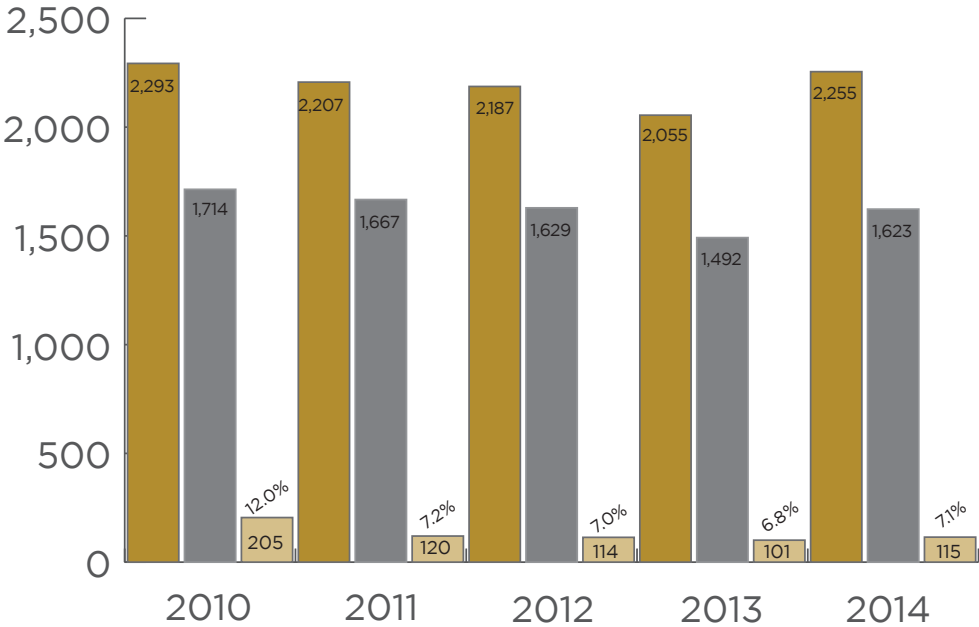
CASES FILED BY PRO SE LITIGANTS 2011-2015

	2011	2012	2013	2014	2015
General Cases	2,207	2,187	2,055	2,255	2,107
Pro se Cases	871	944	894	959	937
Percent pro se	39.5	43.2	43.5	42.5	44.5



JURISDICTIONAL APPEALS FILED 2010-2014
AND ACCEPTED FOR MERIT REVIEW

	2010	2011	2012	2013	2014
Cases Filed	2,293	2,207	2,187	2,055	2,255
Appeals Filed	1,714	1,667	1,629	1,492	1,623
Appeals Accepted	205	120	114	101	115
Percent Accepted	12.0	7.2	7.0	6.8	7.1





SECTION 3

TIME TO DISPOSITION

2011-2015

The following charts reflect the length of time from the origination of an action to final disposition in various categories of case types, including:

- All cases
- Jurisdictional appeals accepted for merit review
- Original actions
- Disciplinary cases
- Unauthorized practice of law cases
- Bar admission cases
- All cases decided with an opinion.

The charts provide data for the years 2011 through 2015 for purposes of comparison.

2015 CASE STATISTICS

Time to Disposition 2011-2015

ALL CASES
From Case Filing to Final Disposition

2011 — 2,267 cases

134-day mean

92-day median

2012 — 2,171 cases

130-day mean

86-day median

2013 — 2,040 cases

124-day mean

96-day median

2014 — 1,958 cases

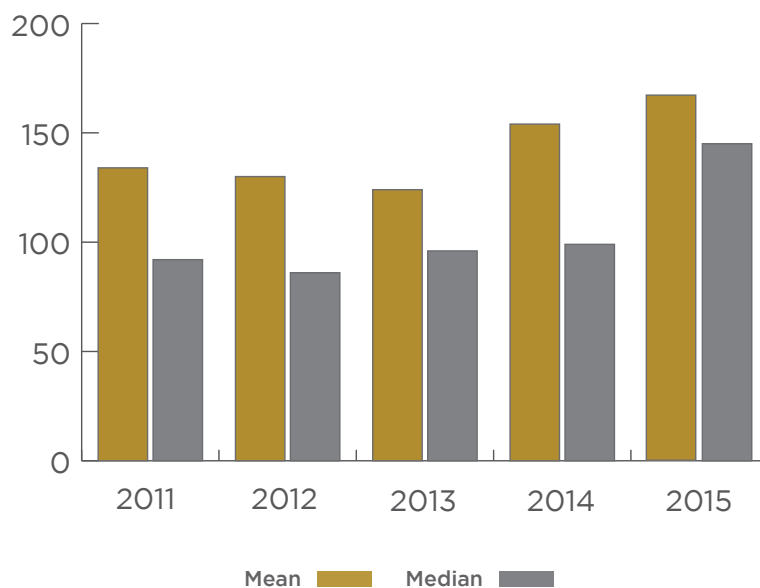
154-day mean

99-day median

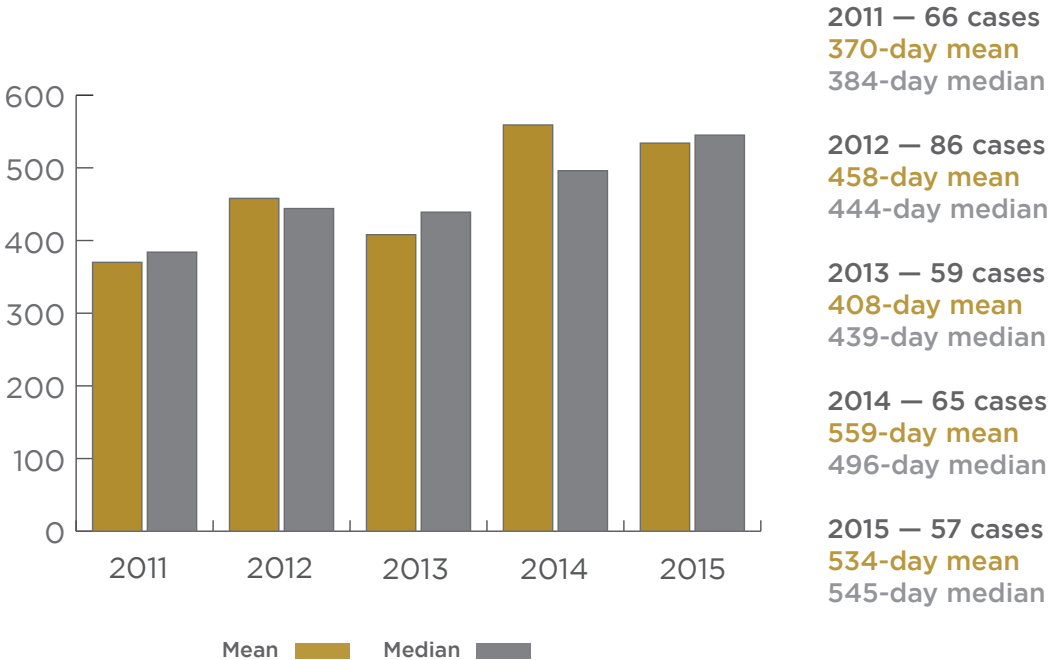
2015 — 2,256 cases

167-day mean

145-day median



JURISDICTIONAL APPEALS ACCEPTED FOR MERIT REVIEW
From Filing of Notice of Appeal to Final Disposition



2015 CASE STATISTICS

Time to Disposition 2011-2015

JURISDICTIONAL APPEALS NOT ACCEPTED FOR MERIT REVIEW From Filing of Notice of Appeal to Final Disposition

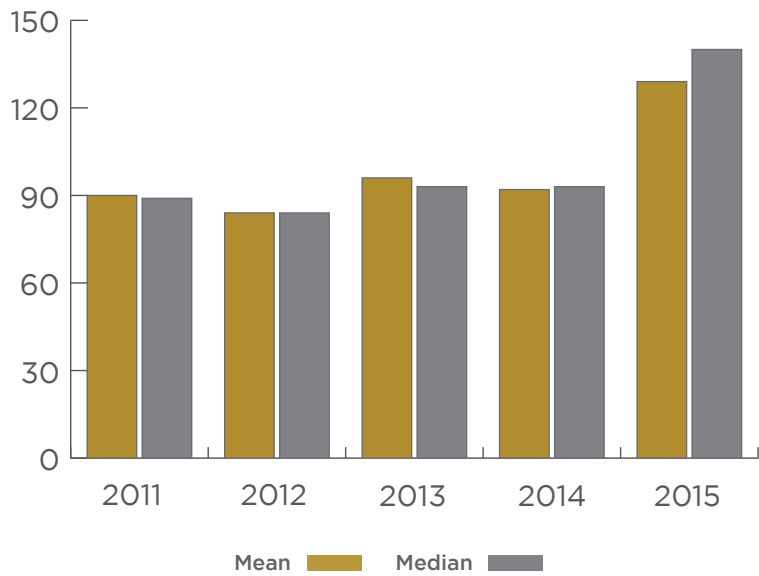
2011 — 1,581 cases
90-day mean
89-day median

2012 — 1,474 cases
84-day mean
84-day median

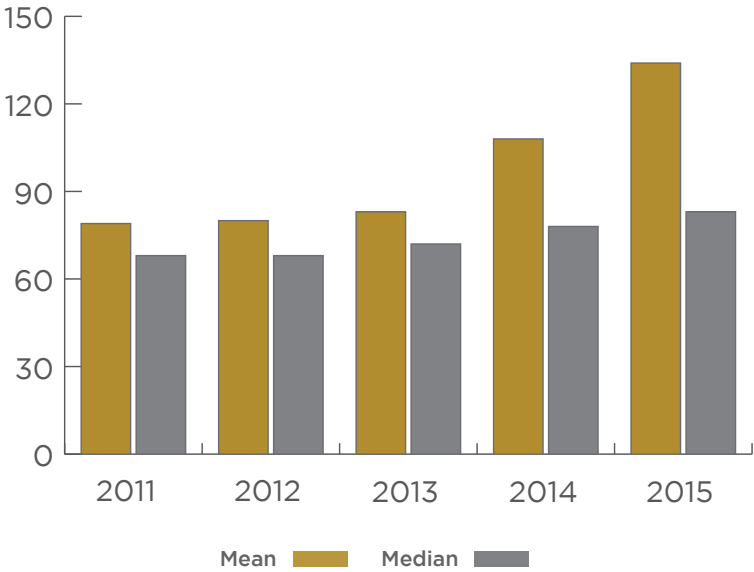
2013 — 1,476 cases
96-day mean
93-day median

2014 — 1,285 cases
92-day mean
93-day median

2015 — 1,619 cases
129-day mean
140-day median



ORIGINAL ACTIONS
From Filing to Final Disposition



2011 — 207 cases
79-day mean
68-day median

2012 — 196 cases
80-day mean
68-day median

2013 — 253 cases
83-day mean
72-day median

2014 — 212 cases
108-day mean
78-day median

2015 — 193 cases
134-day mean
83-day median

2015 CASE STATISTICS

Time to Disposition 2011-2015

DISCIPLINARY CASES From Case Initiation to Final Disposition

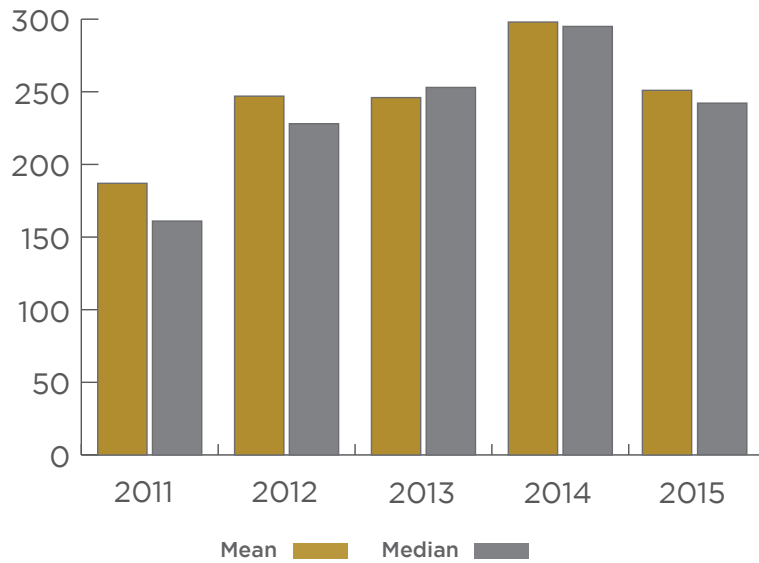
2011 — 63 cases
187-day mean
161-day median

2012 — 97 cases
247-day mean
228-day median

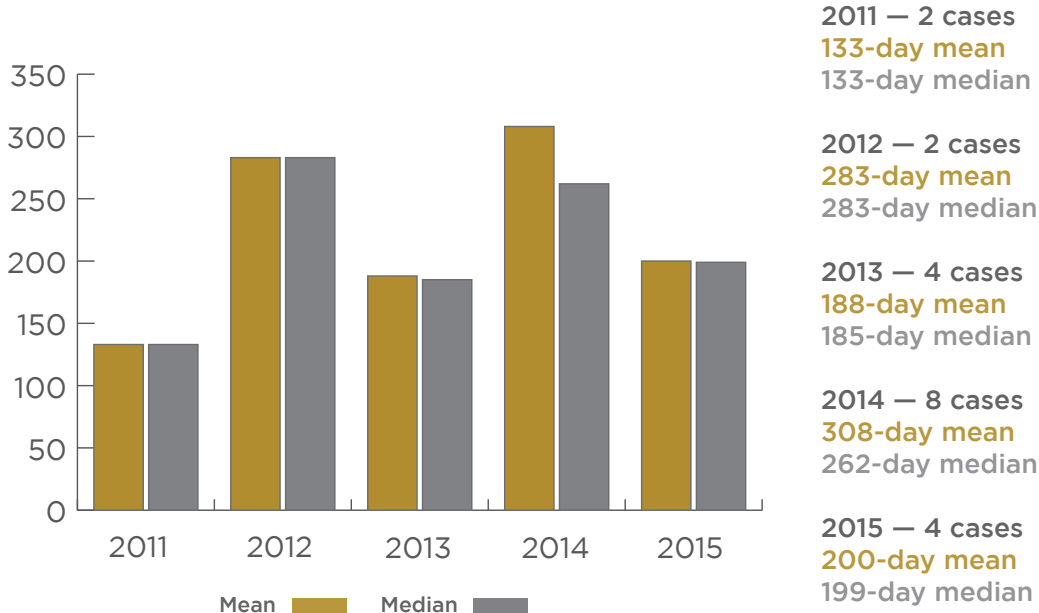
2013 — 47 cases
246-day mean
253-day median

2014 — 51 cases
298-day mean
295-day median

2015 — 48 cases
251-day mean
242-day median



UNAUTHORIZED PRACTICE OF LAW CASES
From Case Initiation to Final Disposition



2015 CASE STATISTICS

Time to Disposition 2011-2015

BAR ADMISSION CASES From Case Initiation to Final Disposition

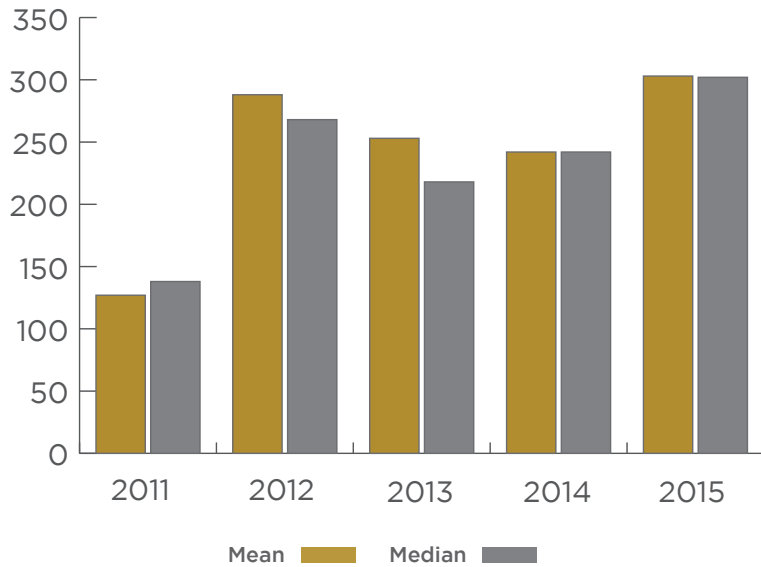
2011 — 6 cases
127-day mean
138-day median

2012 — 7 cases
288-day mean
268-day median

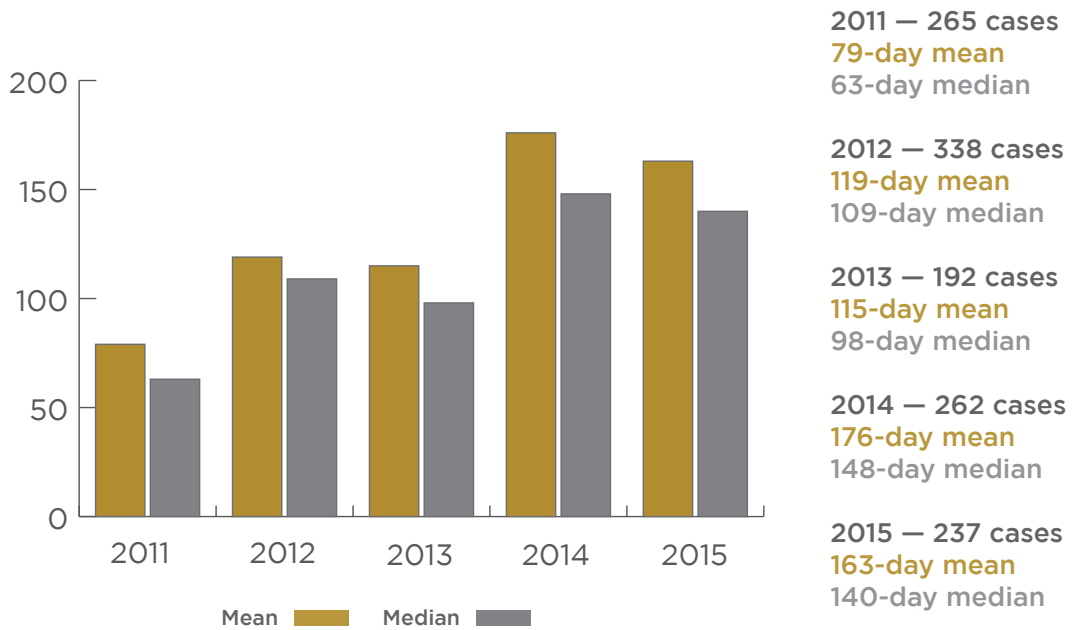
2013 — 9 cases
253-day mean
218-day median

2014 — 2 cases
242-day mean
242-day median

2015 — 4 cases
303-day mean
302-day median



CASES DECIDED WITH AN OPINION From Submission to Court Until Issuance of Opinion





SECTION 4

BRIEFING TO ORAL ARGUMENT

2011-2015

The following charts show the time from the completion of briefing on a matter until oral argument is held. The time measured includes the six-week advance notice provided to parties who are scheduled to participate in oral argument. The charts provided are for:

- All cases argued
- Practice of law cases argued (including disciplinary cases, bar admission cases, and unauthorized practice of law cases).

2015 CASE STATISTICS

2011-2015

ALL CASES ARGUED⁴

From Completion of Briefing to Oral Argument

2011 — 102 cases

134-day mean

85-day median

2012 — 147 cases

84-day mean

54-day median

2013 — 78 cases

155-day mean

114-day median

2014 — 123 cases

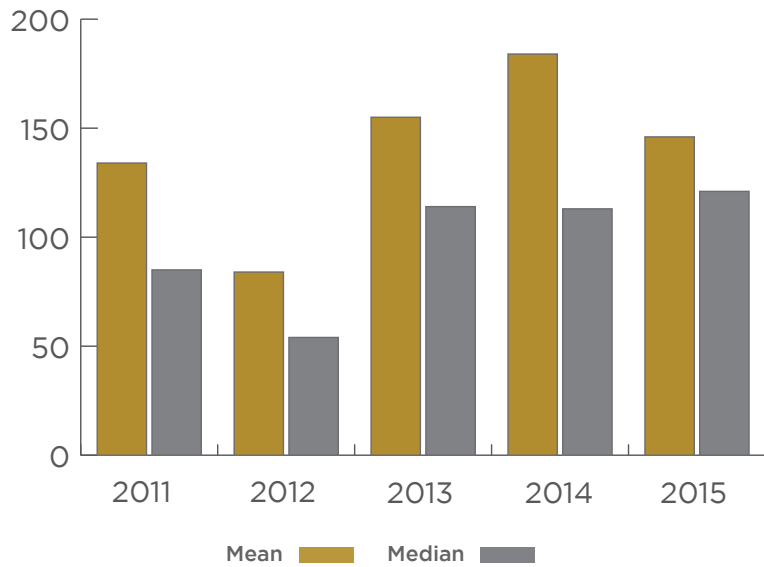
184-day mean

113-day median

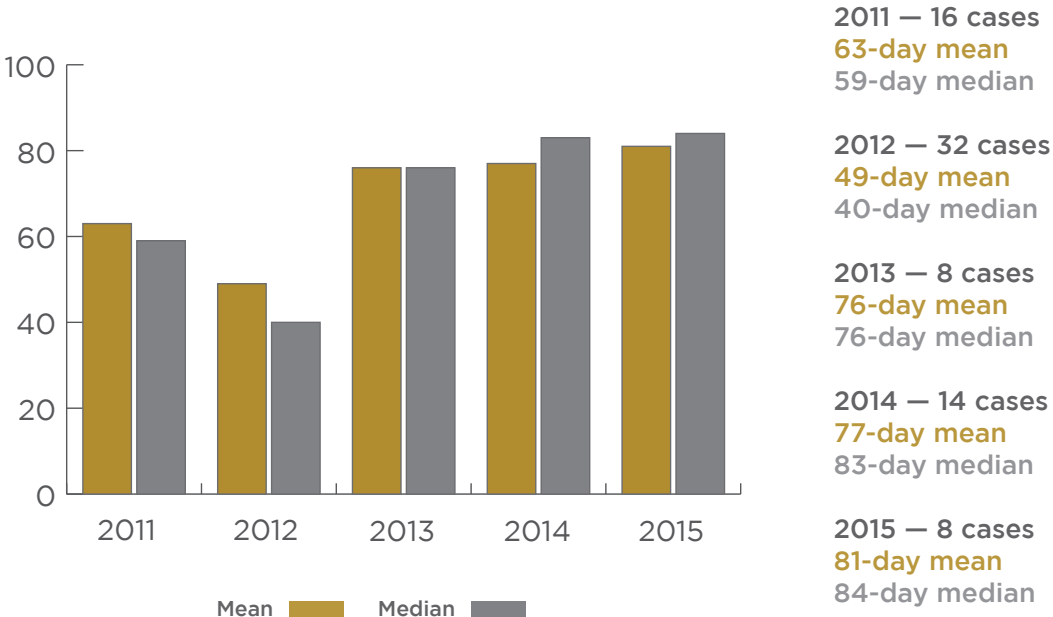
2015 — 88 cases

146-day mean

121-day median



PRACTICE OF LAW CASES ARGUED – Disciplinary Cases, Bar Admission Cases & Unauthorized Practice of Law Cases
From Completion of Briefing to Oral Argument





SECTION 5

E-FILING

The following charts show a breakdown of the percentage of filings that were filed through the Supreme Court's E-Filing Portal, which was made available to attorneys in January 2015, and to non-attorneys in July 2015.

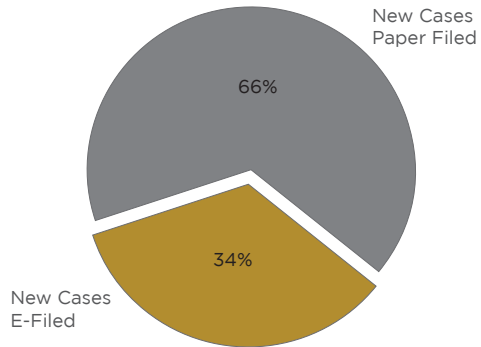
2015 Case Statistics

2015

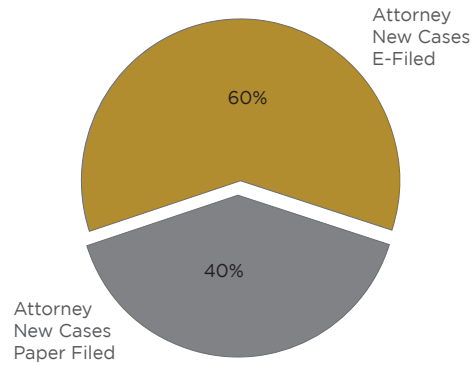
E-FILING

New Cases E-Filed	720
New Cases Paper Filed	1,387

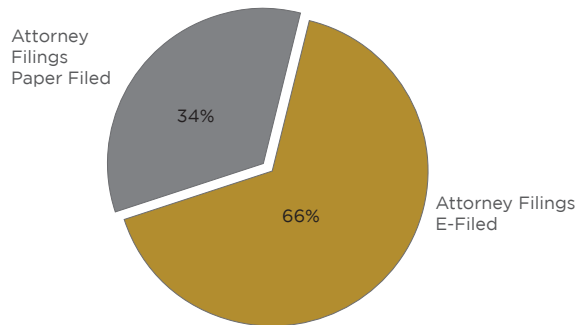
(Includes pro se e-filing, which did not become available until July 22, 2015.)



Attorney New Cases E-Filed	706
Attorney New Cases Paper Filed	474



Attorney Filings E-Filed	5,945
Attorney Filings Paper Filed	3,125



SECTION 6

APPENDICES

2015 CASE STATISTICS

Appendix A: Practice of Law Cases - Cases Filed

CASES PENDING JANUARY 1, 2015	69
-------------------------------	----

DISCIPLINARY CASES

Cases on Report of Board	39
Consent to Discipline Cases	12
Consent to Discipline Cases on Remand	1
Cases on Motion for Interim Remedial Suspension	3
Attorney Resignation Cases	20
Reciprocal Discipline Cases	1
Cases upon Felony Conviction	14
Cases upon Default of Child Support Order	1
Disciplinary Default Judgment Cases pursuant to Gov.Bar R. V(14)	18

BAR ADMISSION CASES

Character and Fitness Cases	8
-----------------------------	---

UNAUTHORIZED PRACTICE OF LAW CASES

Unauthorized Practice of Law/On Report of Board	1
Unauthorized Practice of Law/On Consent Decree	2

OTHER MATTERS RELATING TO PRACTICE OF LAW

Motion to Show Cause Why Respondent Should Not Be Held in Contempt	1
--	---

TOTAL PRACTICE OF LAW CASES FILED	121
--	------------

DISCIPLINARY CASES

Cases On Report of Board

Public Reprimand	7
Definite Suspension	22
Indefinite Suspension	4
Disbarment	2
Dismissed	1 ⁵

Consent to Discipline Cases

Public Reprimand	8
Definite Suspension	2

Cases on Motion for Interim Remedial Suspension

Interim Suspension	3
--------------------	---

Attorney Resignation Cases

Resignation Accepted with Disciplinary Action Pending	20
---	----

Reciprocal Discipline Cases

Definite Suspension	1
---------------------	---

Cases Upon Felony Conviction

Interim Suspension	14
--------------------	----

Cases upon Default of Child Support Order

Interim Suspension	1
--------------------	---

Disciplinary Default Judgment Cases pursuant to Gov.Bar R. (V)(14)

Indefinite Suspension	20
Disbarred	1
Dismissed	2 ⁶

Judge Disciplinary Cases under Gov.Bar R. V

Public Reprimand	1
------------------	---

Judge Consent to Discipline Cases

Public Reprimand	1
------------------	---

2015 CASE STATISTICS

Practice of Law Cases - Cases Disposed

BAR ADMISSION CASES

Character and Fitness Cases

Applicant disapproved, may reapply	1
Applicant disapproved, precluded from reapplying	3

UNAUTHORIZED PRACTICE OF LAW CASES

Cases On Report of Board

Respondent enjoined from actions constituting the unauthorized practice of law and civil penalty imposed	1
Respondent enjoined from actions constituting the unauthorized practice of law	1
Cause dismissed	1

Cases on Consent Decree

Respondent enjoined from actions constituting the unauthorized practice of law	1
--	---

OTHER MATTERS RELATING TO PRACTICE OF LAW

Respondent found in contempt	1
------------------------------	---

TOTAL PRACTICE OF LAW CASES DISPOSED 119

CASES PENDING DECEMBER 31, 2015 71

PRACTICE OF LAW CLEARANCE RATE 98%

NOTES

1. See Appendix A for a breakdown of cases related to the practice of law that were filed in 2015.
2. This category includes dispositions where the court declined to accept jurisdiction and did not review the merits of the case.
3. Miscellaneous cases include Certified Conflict Cases, Certified Questions of State Law, Direct Appeals, Original Actions and Administrative Appeals.
4. The data in this chart may vary when compared to the data presented in prior statistical reports because the court may initially decline jurisdiction over a case, but subsequently grant reconsideration, accept jurisdiction, and hold oral argument.
5. Case No. 2015-0294 was dismissed upon the acceptance of the attorney's resignation from the practice of law with disciplinary action pending.
6. Case No. 2013-0014 was dismissed upon the respondent's indefinite suspension in Case No. 2014-0968. Case No. 2014-1516 was dismissed upon the acceptance of the attorney's resignation from the practice of law with disciplinary action pending.



PUBLISHED BY
THE SUPREME COURT *of* OHIO
Office of the Clerk
March 2016



THE SUPREME COURT *of* OHIO

OFFICE OF THE CLERK
65 South Front Street
Columbus, Ohio 43215-3431
www.supremecourt.ohio.gov