



THE SUPREME COURT *of* OHIO

# CASE STATISTICS

2  
0  
1  
7

Prepared by  
Office of the Clerk







THE SUPREME COURT *of* OHIO

---

# CASE STATISTICS

2  
0  
1  
7

Maureen O'Connor  
Chief Justice

Terrence O'Donnell

Sharon L. Kennedy

Judith L. French

William M. O'Neill

Justice until Jan. 26, 2018

Patrick F. Fischer

R. Patrick DeWine

Mary DeGenaro

Justice beginning Jan. 28, 2018

Justices

Michael L. Buenger

Administrative Director

Stephanie E. Hess

Deputy Administrative Director

Prepared by  
Office of the Clerk

Sandra H. Grosko ▪ Clerk of the Court



## TABLE OF CONTENTS

1.	CASELOAD ACTIVITIES	1
	Summary of 2017 Caseload Activity	2
	Cases Filed	3
	Cases Disposed	4
	Cases Pending on December 31, 2017	5
2.	CASELOAD 2013-2017	7
	Cases Filed by Category – 2017	8
	Cases Filed	9
	Cases Disposed	10
	Cases Pending	11
	Cases Filed by Pro Se Litigants	12
	Jurisdictional Appeals Filed 2012 - 2016 and Accepted for Merit Review	13
3.	TIME TO DISPOSITION 2013-2017	15
	All Cases	16
	Jurisdictional Appeals Accepted for Merit Review	17
	Jurisdictional Appeals Not Accepted for Merit Review	18
	Original Actions	19
	Disciplinary Cases	20
	Unauthorized Practice of Law Cases	21
	Bar Admission Cases	22
	Cases Decided with an Opinion	23
4.	BRIEFING TO ORAL ARGUMENT 2013-2017	25
	All Cases Argued	26
	Practice of Law Cases Argued	27
5.	E-FILING	29
	Total New Cases Filed	30
	Total Attorney New Cases Filed	30
	Total Non-Attorney New Cases Filed	30
	Total Filings	31
	Total Attorney Filings	31
	Total Non-Attorney Filings	31
6.	APPENDICES	33
	Appendix A – Practice of Law Cases - Cases Filed in 2017	34
	Appendix B – Practice of Law Cases - Cases Disposed in 2017	35



# SECTION 1

## CASELOAD ACTIVITIES

The following tables provide a summary of the 2017 caseload activity for the Court, including a listing of cases filed, final dispositions, and cases pending on December 31, 2017.

# 2017 CASE STATISTICS

## Summary of Activity

CASES PENDING JANUARY 1, 2017	831
----------------------------------	-----

---

### CASES FILED

---

Jurisdictional Appeals	1,365
Merit Cases	370
Practice of Law Cases	93
<b>TOTAL CASES FILED</b>	<b>1,828</b>

### CASES DISPOSED

---

Jurisdictional Appeals	1,260
Merit Cases	423
Practice of Law Cases	93
<b>TOTAL CASES DISPOSED</b>	<b>1,776</b>

CASES PENDING DECEMBER 31, 2017	883
------------------------------------	-----

---

CLEARANCE RATE	97%
----------------	-----

---



## JURISDICTIONAL APPEALS

Jurisdictional Appeals	1,256
Death Penalty Postconviction Appeals	3
Appeals Involving Termination of Parental Rights/Adoption	20
Appeals from App.R. 26(B) Applications	83
Petition to Transfer Board of Tax Appeals Appeal from Court of Appeals	3
<b>TOTAL</b>	<b>1,365</b>

## MERIT CASES

Original Actions	162
Habeas Corpus Cases	44
Direct Appeals (Cases Originating in Court of Appeals)	81
Certified Conflicts	20
Certified Conflicts Involving Termination of Parental Rights/Adoption	0
Appeals from Board of Tax Appeals	38
Appeals from Public Utilities Commission	8
Appeals from Power Siting Board	2
Death Penalty Cases	4
Appeals from App.R. 26(B) Application in Death Penalty Case	0
Certified Questions of State Law	4
Appeal from Denial of DNA Testing in Capital Case	1
Appeals of Contest of Election under R.C. 3515.15	0
Petition Challenges pursuant to Article II, Section 1g of the Ohio Constitution	0
Contests of an Election pursuant to R.C. 3515.08	0
Cases Purporting to Invoke Unspecified Original Jurisdiction	6
<b>TOTAL</b>	<b>370</b>

PRACTICE OF LAW CASES<sup>1</sup>

Disciplinary Cases	84
Bar Admission Cases	3
Unauthorized Practice of Law Cases	4
Other Matters Relating to Practice of Law	2
<b>TOTAL</b>	<b>93</b>

**TOTAL CASES FILED****1,828**<sup>1</sup>See Appendix A for a breakdown of cases relating to the practice of law that were filed in 2017.

# 2017 CASE STATISTICS

## Cases Disposed

### JURISDICTIONAL APPEALS<sup>2</sup>

Jurisdictional Appeals	1,152
Death Penalty Postconviction Appeals	17
Appeals Involving Termination of Parental Rights/Adoption	18
Appeals from App.R. 26(B) Applications	72
Petition to Transfer Board of Tax Appeals Appeal from Court of Appeals	1
<b>TOTAL</b>	<b>1,260</b>

### MERIT CASES

Original Actions	148
Habeas Corpus Cases	49
Direct Appeals (Cases Originating in Court of Appeals)	83
Certified Conflicts	15
Certified Conflicts Involving Termination of Parental Rights/Adoption	0
Appeals from Board of Tax Appeals	75
Appeals from Public Utilities Commission	6
Appeals from Power Siting Board	1
Death Penalty Cases	5
Appeal from App.R. 26(B) Application in Death Penalty Case	0
Certified Questions of State Law	2
Appeal from Denial of DNA Testing in Capital Case	0
Appeals of Contest of Election under R.C. 3515.15	0
Petition Challenges pursuant to Article II, Section 1g of the Ohio Constitution	0
Other Merit Cases	6
Jurisdictional Appeals Accepted for Merit Review	33
<b>TOTAL</b>	<b>423</b>

### PRACTICE OF LAW CASES

Disciplinary Cases	84
Bar Admission Cases	3
Unauthorized Practice of Law Cases	4
Other Matters Relating to Practice of Law	2
<b>TOTAL</b>	<b>93</b>

**TOTAL CASES DISPOSED** **1,776**

## JURISDICTIONAL APPEALS

Jurisdictional Appeals	532
Death Penalty Postconviction Appeals	1
Appeals Involving Termination of Parental Rights/Adoption	2
Appeals from App.R. 26(B) Applications	19
Petitions to Transfer Board of Tax Appeals Appeal from Court of Appeals	2
<b>TOTAL</b>	<b>556</b>

## MERIT CASES

Original Actions	61
Habeas Corpus Cases	8
Direct Appeals (Cases Originating in Court of Appeals)	66
Certified Conflicts	12
Appeals from Board of Tax Appeals	66
Appeals from Public Utilities Commission	11
Appeals from Power Siting Board	2
Death Penalty Cases	11
Certified Questions of State Law	4
Appeals from App.R. 26(B) Application in a Death Penalty Case	0
Appeals from Denial of DNA Testing in Capital Case	1
Other Merit Cases	1
Jurisdictional Appeals Accepted for Review	44
<b>TOTAL</b>	<b>287</b>

## PRACTICE OF LAW CASES

Disciplinary Cases	37
Bar Admission Cases	2
Unauthorized Practice of Law Cases	1
Other Matters Relating to Practice of Law	0
<b>TOTAL</b>	<b>40</b>

**TOTAL CASES PENDING 883**



# SECTION 2

## CASELOAD

### 2013-2017

The following charts show the caseload activity of the court, including total cases filed, total cases disposed, total cases pending, and appeals filed by pro se litigants for the years 2013 through 2017.

Also included in this section is a chart reflecting the number and percent of jurisdictional appeals filed and accepted for review. This chart compares the years 2012 through 2016, because this data is measured by the year in which the appeal was filed. The most recent year for which the data is complete is 2016.

# 2017 CASE STATISTICS

Caseload 2013-2017

## CASES FILED BY CATEGORY – 2017

The clerk's office categorizes cases according to the following designations:

- Civil
- Criminal
- Practice of Law
- Domestic Relations, Probate & Juvenile
- Miscellaneous.

The categories correspond to those used by Ohio's courts of appeal.

### CASES BY CATEGORY

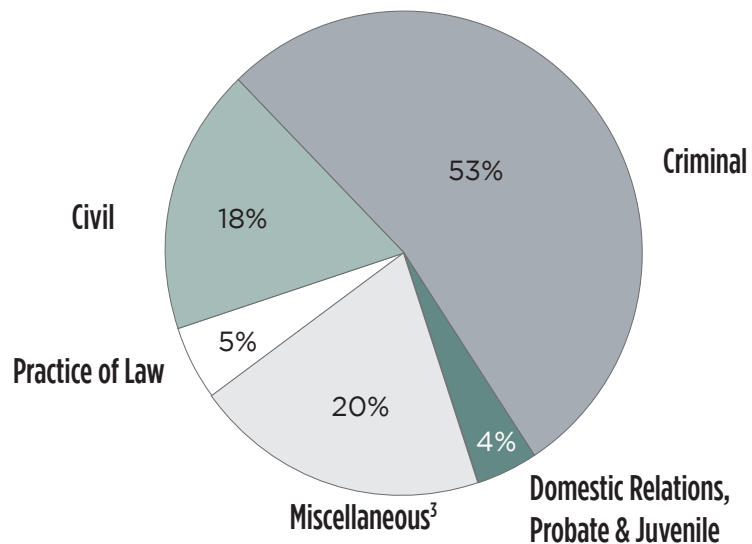
**Civil**  
328 cases (18%)

**Criminal**  
971 cases (53%)

**Practice of Law**  
93 cases (5%)

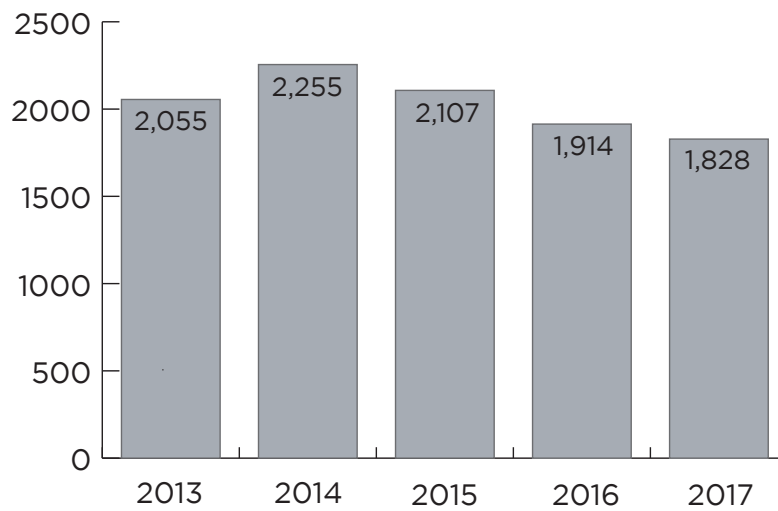
**Domestic Relations,  
Probate & Juvenile**  
72 cases (4%)

**Miscellaneous<sup>3</sup>**  
365 cases (20%)



## CASES FILED 2013-2017

---

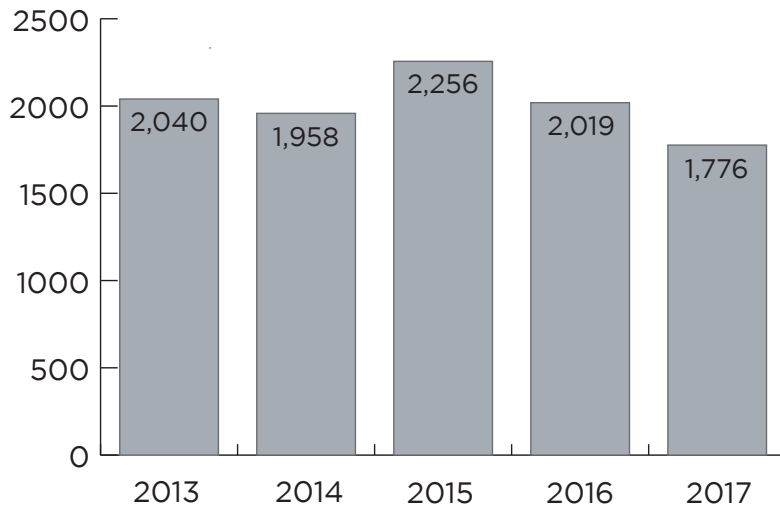


# 2017 CASE STATISTICS

Caseload 2013-2017

## CASES DISPOSED 2013-2017

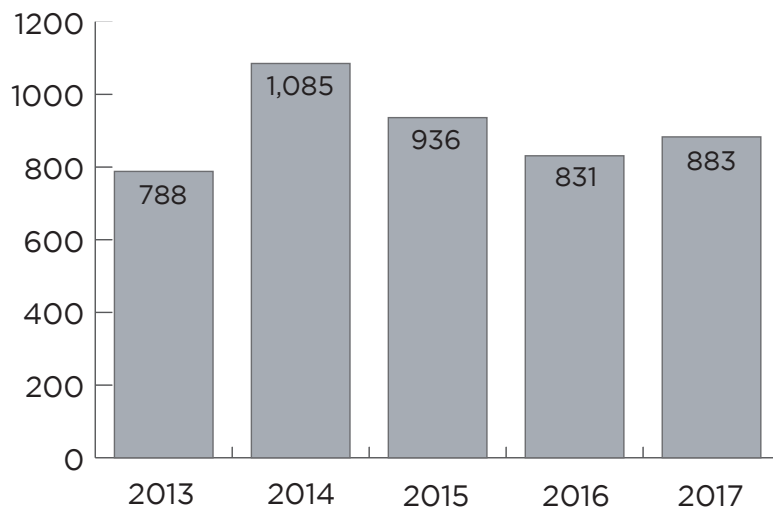
---





## CASES PENDING ON THE 31ST DAY OF DECEMBER 2013-2017

---

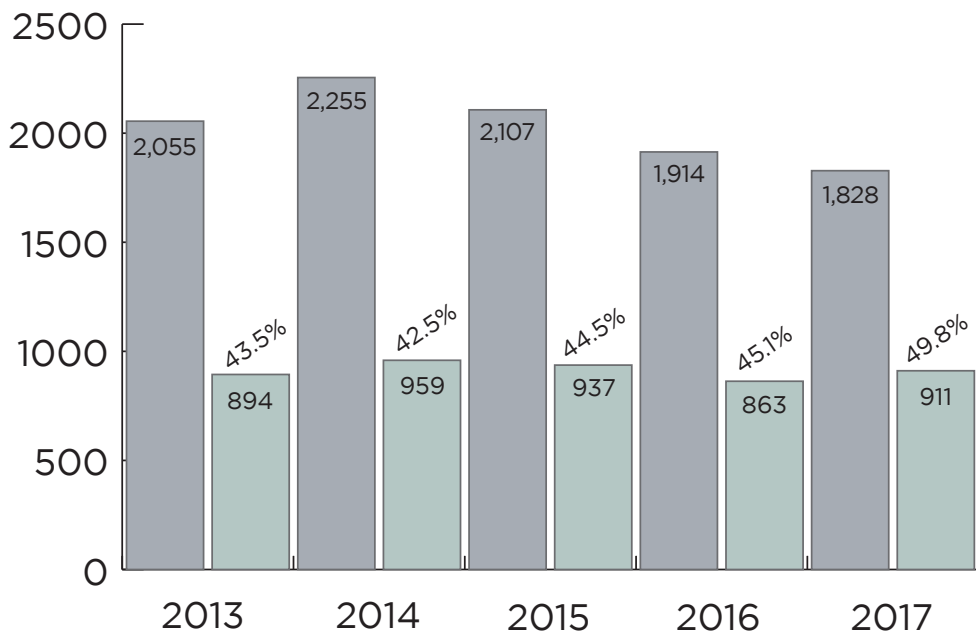


# 2017 CASE STATISTICS

Caseload 2013-2017

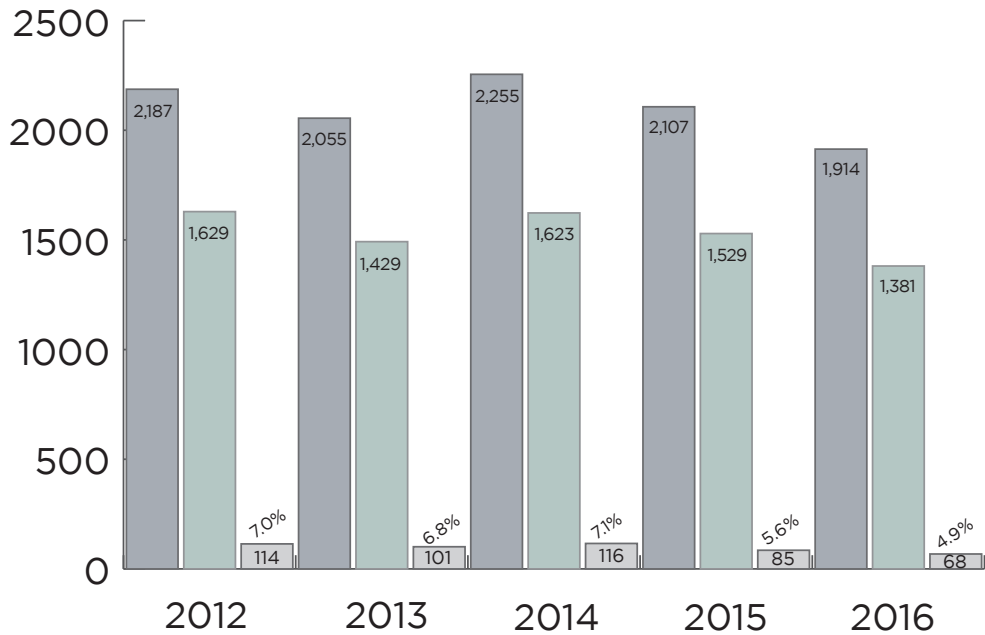
## CASES FILED BY PRO SE LITIGANTS 2013-2017

	2013	2014	2015	2016	2017
General Cases	2,055	2,255	2,107	1,914	1,828
Pro se Cases	894	959	937	863	911
Percent Pro se	43.5%	42.5%	44.5%	45.1%	49.8%



JURISDICTIONAL APPEALS FILED 2012-2016  
AND ACCEPTED FOR MERIT REVIEW

	2012	2013	2014	2015	2016
Cases Filed	2,187	2,055	2,255	2,107	1,914
Appeals Filed	1,629	1,492	1,623	1,529	1,381
Appeals Accepted	114	101	116	85	68
Percent Accepted	7.0%	6.8%	7.1%	5.6%	4.9%





# SECTION 3

## TIME TO DISPOSITION

### 2013-2017

The following charts reflect the length of time from the origination of an action to final disposition in various categories of case types, including:

- All cases
- Jurisdictional appeals accepted for merit review
- Original actions
- Disciplinary cases
- Unauthorized practice of law cases
- Bar admission cases
- All cases decided with an opinion.

The charts provide data for the years 2013 through 2017 for purposes of comparison.

# 2017 CASE STATISTICS

Time to Disposition 2013-2017

ALL CASES  
From Case Filing to Final Disposition

**2013 — 2,040 cases**

124-day mean

96-day median

**2014 — 1,958 cases**

154-day mean

99-day median

**2015 — 2,256 cases**

167-day mean

145-day median

**2016 — 2,019 cases**

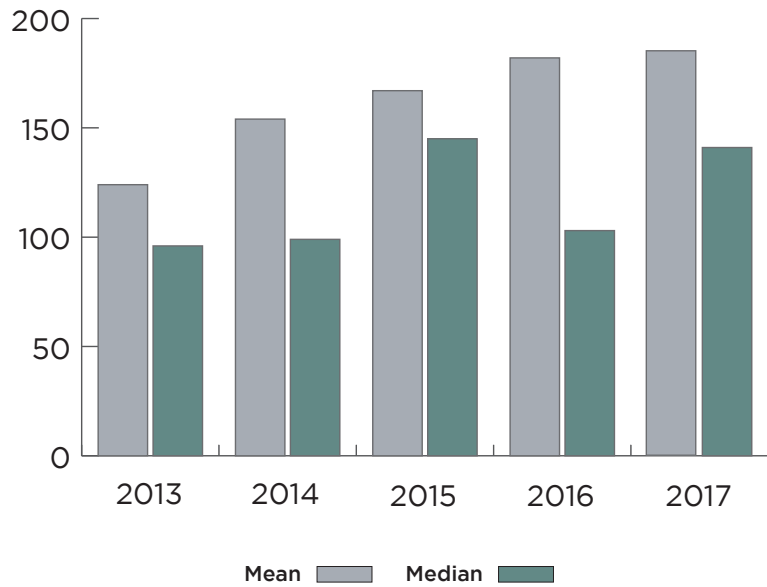
182-day mean

103-day median

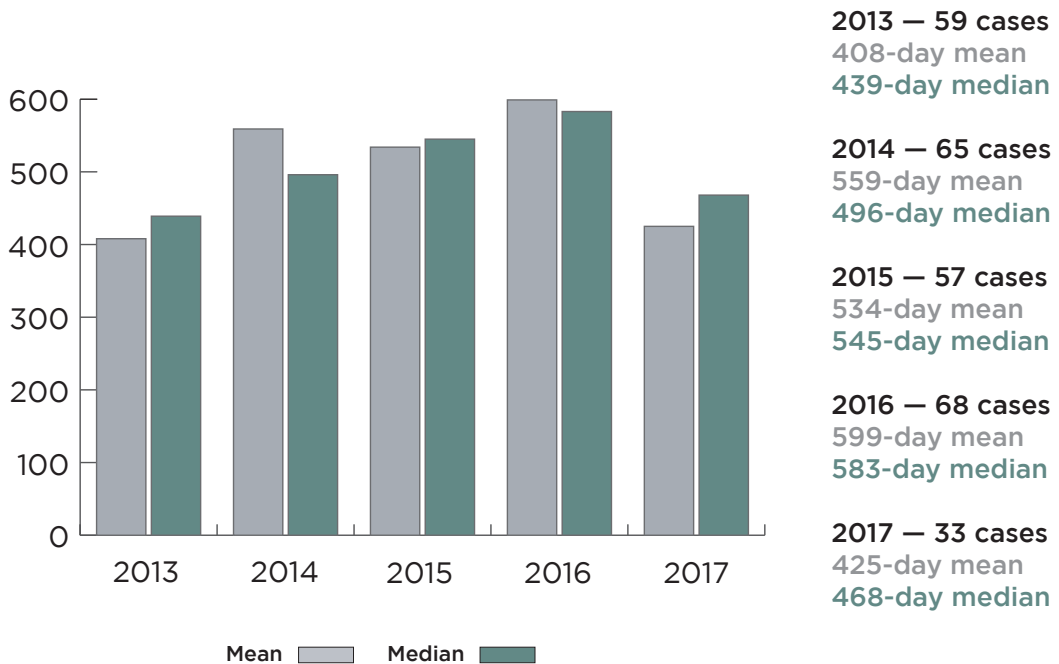
**2017 — 1,776 cases**

185-day mean

141-day median



### JURISDICTIONAL APPEALS ACCEPTED FOR MERIT REVIEW From Filing of Notice of Appeal to Final Disposition



# 2017 CASE STATISTICS

Time to Disposition 2013-2017

## JURISDICTIONAL APPEALS NOT ACCEPTED FOR MERIT REVIEW From Filing of Notice of Appeal to Final Disposition

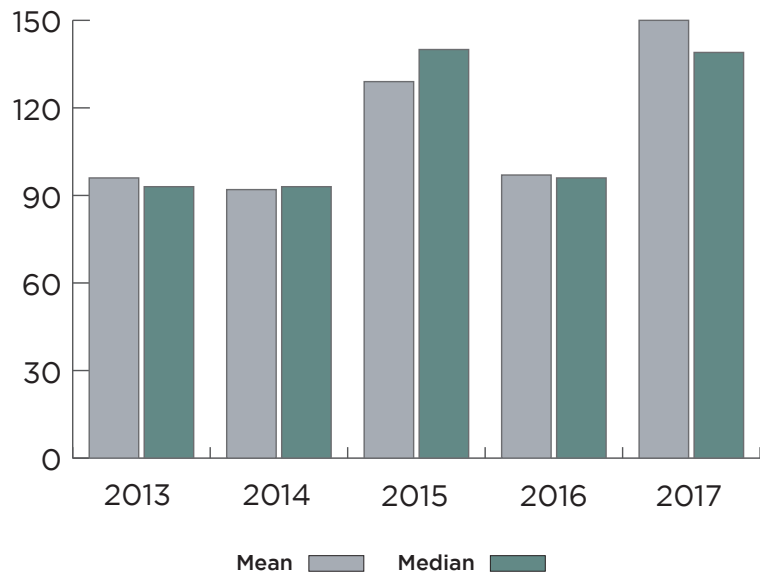
**2013 — 1,476 cases**  
96-day mean  
93-day median

**2014 — 1,285 cases**  
92-day mean  
93-day median

**2015 — 1,618 cases**  
129-day mean  
140-day median

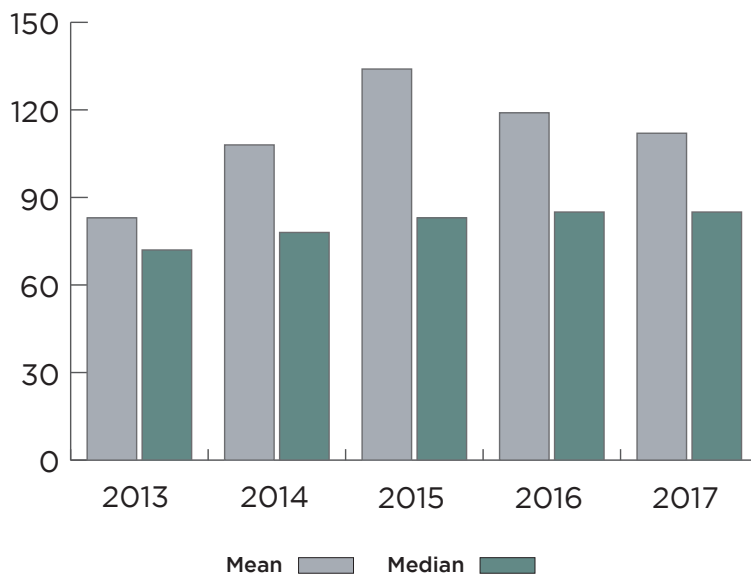
**2016 — 1,211 cases**  
97-day mean  
96-day median

**2017 — 1,252 cases**  
150-day mean  
139-day median





### ORIGINAL ACTIONS From Filing to Final Disposition



**2013 — 253 cases**  
83-day mean  
72-day median

**2014 — 212 cases**  
108-day mean  
78-day median

**2015 — 193 cases**  
134-day mean  
83-day median

**2016 — 256 cases**  
119-day mean  
85-day median

**2017 — 197 cases**  
112-day mean  
85-day median

# 2017 CASE STATISTICS

Time to Disposition 2013-2017

## DISCIPLINARY CASES From Case Initiation to Final Disposition

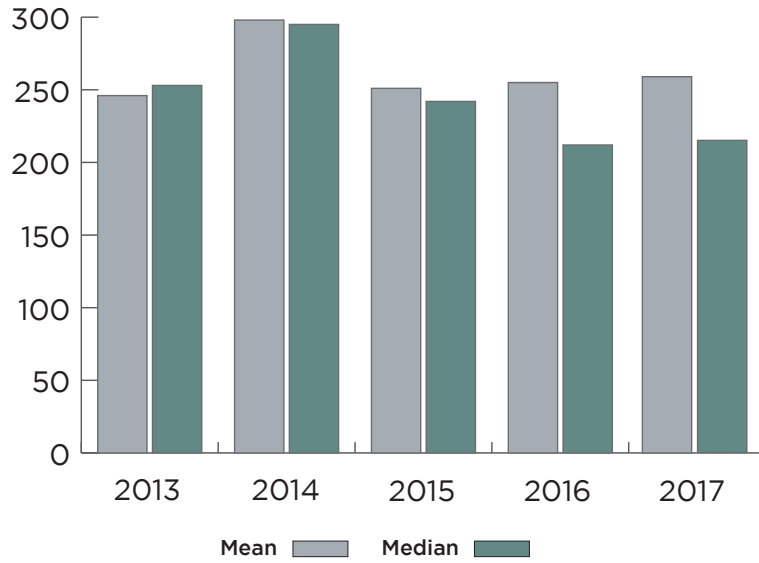
**2013 — 47 cases**  
246-day mean  
253-day median

**2014 — 51 cases**  
298-day mean  
295-day median

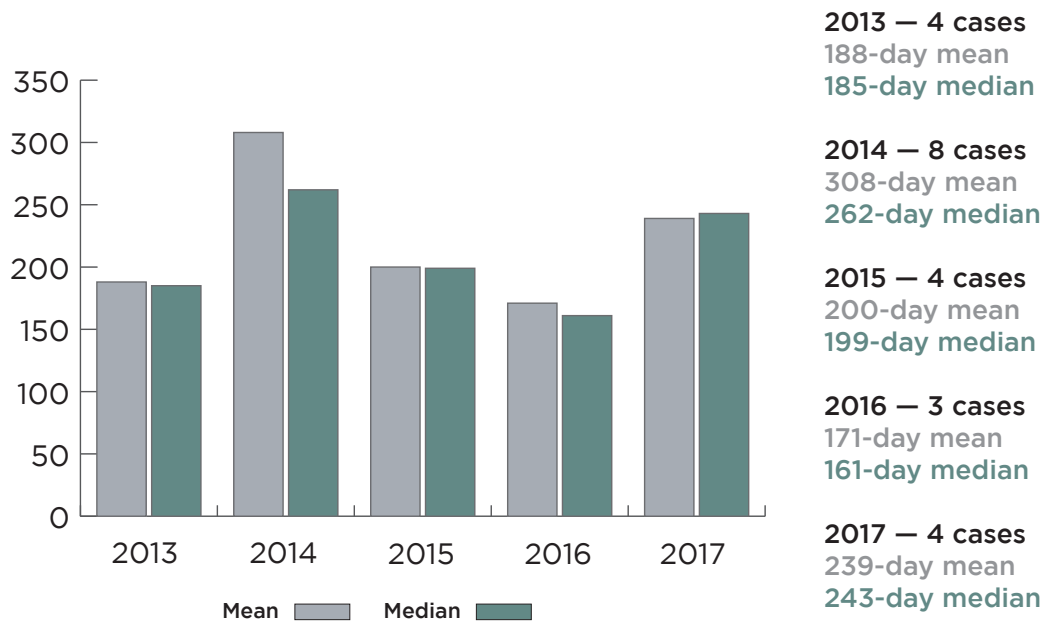
**2015 — 48 cases**  
251-day mean  
242-day median

**2016 — 64 cases**  
255-day mean  
212-day median

**2017 — 38 cases**  
259-day mean  
215-day median



### UNAUTHORIZED PRACTICE OF LAW CASES From Case Initiation to Final Disposition



# 2017 CASE STATISTICS

Time to Disposition 2013-2017

## BAR ADMISSION CASES From Case Initiation to Final Disposition

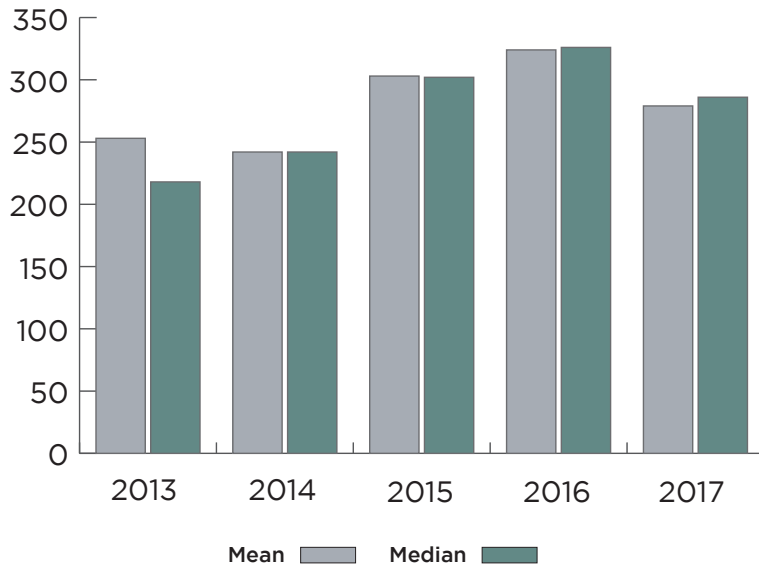
**2013 — 9 cases**  
253-day mean  
218-day median

**2014 — 2 cases**  
242-day mean  
242-day median

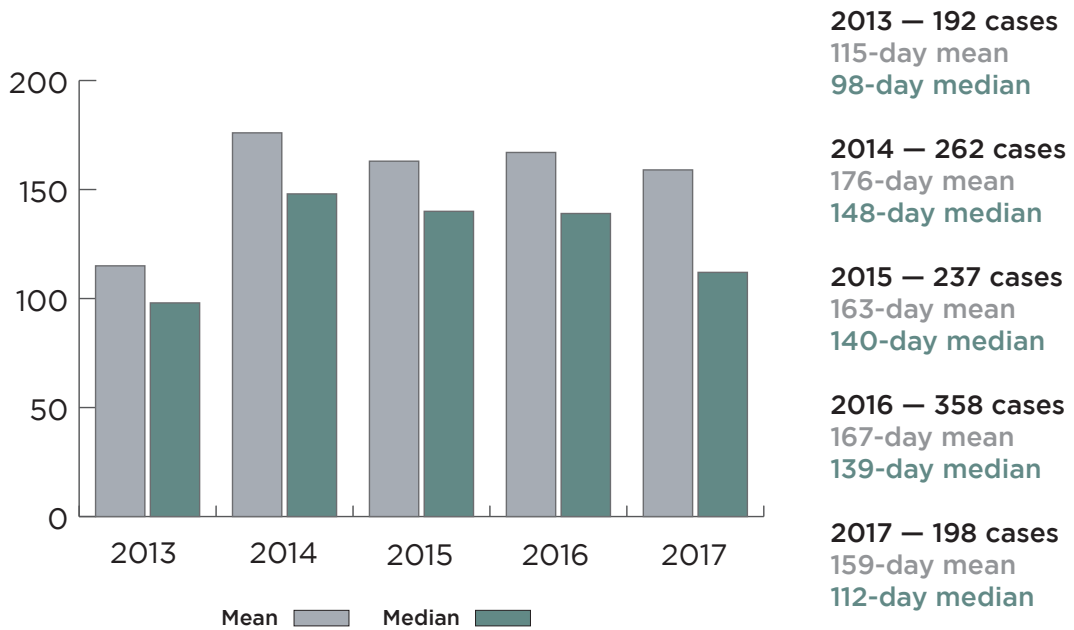
**2015 — 4 cases**  
303-day mean  
302-day median

**2016 — 8 cases**  
324-day mean  
326-day median

**2017 — 3 cases**  
279-day mean  
286-day median



### CASES DECIDED WITH AN OPINION From Submission to Court Until Issuance of Opinion





# SECTION 4

## BRIEFING TO ORAL ARGUMENT 2013-2017

The following charts show the time from the completion of briefing on a matter until oral argument is held. The time measured includes the six-week advance notice provided to parties who are scheduled to participate in oral argument. The charts provided are for:

- All cases argued
- Practice of law cases argued (including disciplinary cases, bar admission cases, and unauthorized practice of law cases).

# 2017 CASE STATISTICS

Briefing to Oral Argument 2013-2017

## ALL CASES ARGUED<sup>4</sup> From Completion of Briefing to Oral Argument

**2013 — 78 cases**

155-day mean  
114-day median

**2014 — 123 cases**

184-day mean  
113-day median

**2015 — 89 cases**

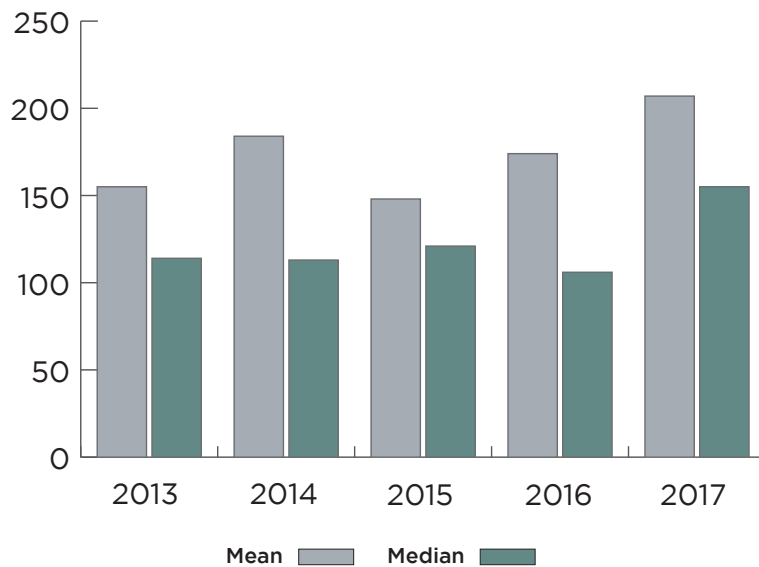
148-day mean  
121-day median

**2016 — 142 cases**

174-day mean  
106-day median

**2017 — 56 cases**

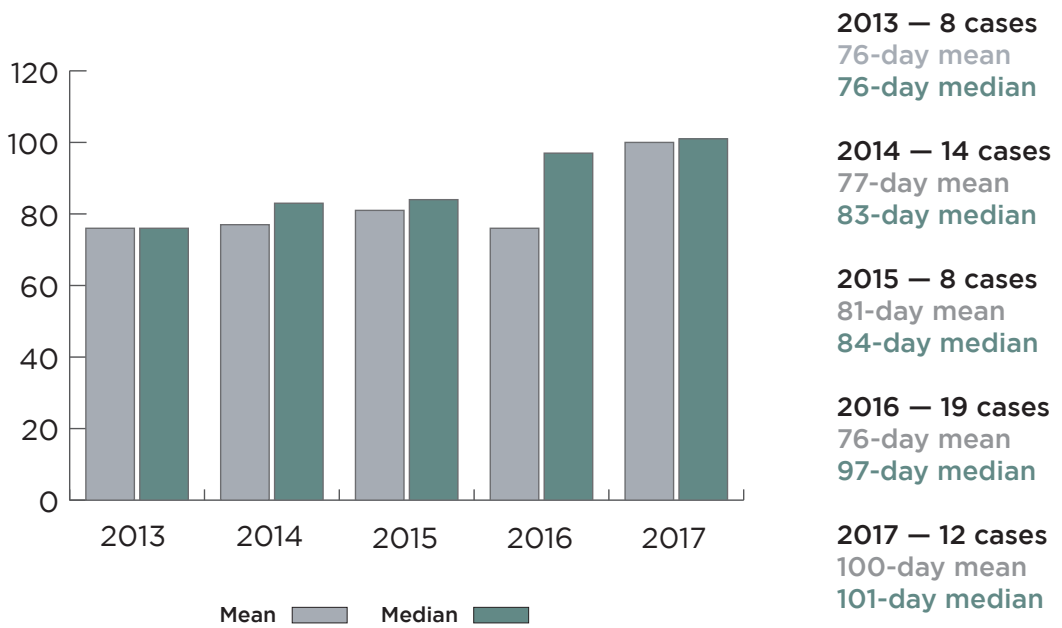
207-day mean  
155-day median



<sup>4</sup>The data in this chart may vary when compared to the data presented in prior statistical reports because the court may initially decline jurisdiction over a case, but subsequently grant reconsideration, accept jurisdiction, and hold oral argument.



## PRACTICE OF LAW CASES ARGUED – Disciplinary Cases, Bar Admission Cases & Unauthorized Practice of Law Cases From Completion of Briefing to Oral Argument





# SECTION 5

## E-FILING

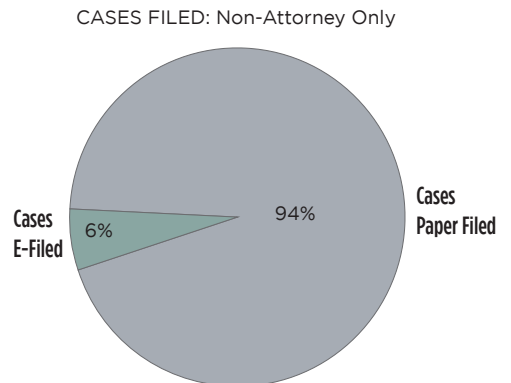
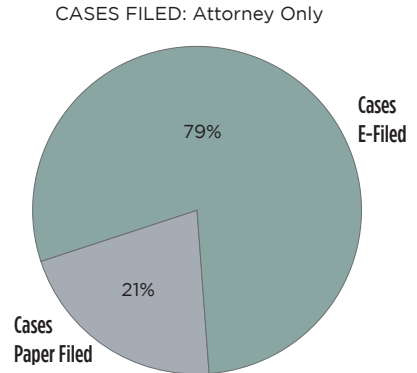
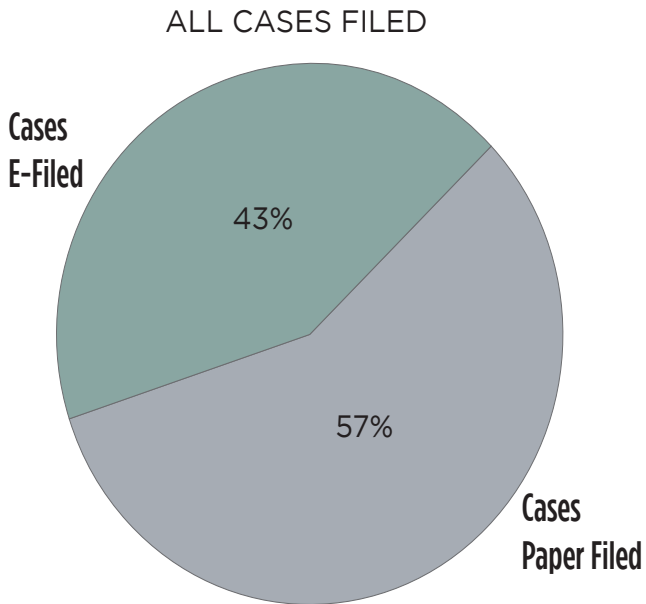
The following charts show a breakdown of the percentage of filings that were filed through the Supreme Court's E-Filing Portal.

# 2017 Case Statistics

E-Filing 2017

## TOTAL NEW CASES FILED 2017

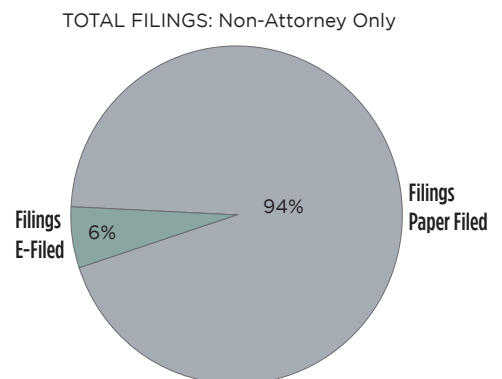
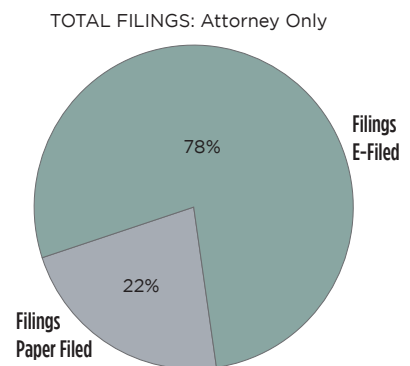
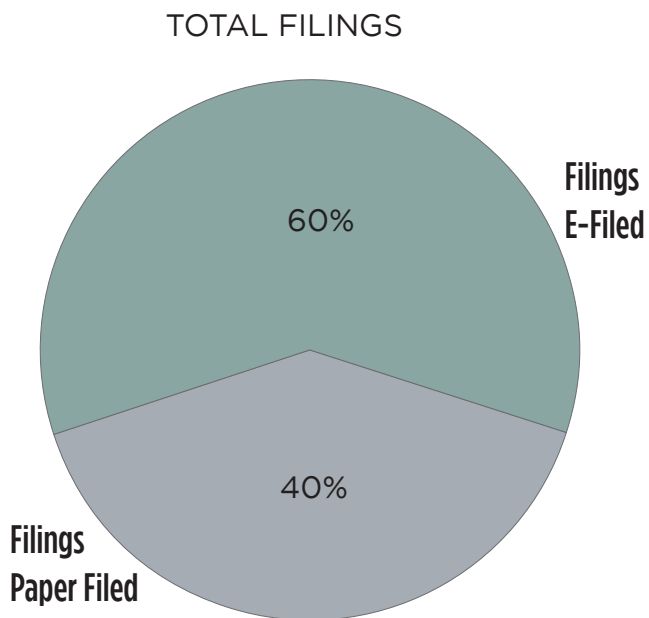
	All	Attorney Only	Non-Attorney Only
Total Cases Filed	1,828	936	892
Cases E-Filed	792 43%	741 79%	51 6%
Cases Paper Filed	1,036 57%	195 21%	841 94%



E-Filing  Paper Filing 

## TOTAL FILINGS IN 2017

	All	Attorney Only	Non-Attorney Only
Total Filings	10,687	7,920	2,947
Filings E-Filed	6,404 60%	6,216 78%	188 6%
Filings Paper Filed	4,283 40%	1,704 22%	2,759 94%



E-Filing  Paper Filing 



# SECTION 6

## APPENDICES

# 2017 CASE STATISTICS

## Appendix A: Practice of Law Cases - Cases Filed

---

CASES PENDING JANUARY 1, 2017	40
-------------------------------	----

---

### DISCIPLINARY CASES

---

Cases on Report of Board	35
Consent to Discipline Cases	7
Cases on Motion for Interim Remedial Suspension	3
Attorney Resignation Cases	14
Reciprocal Discipline Cases	3
Cases upon Felony Conviction	9
Disciplinary Default Cases pursuant to Gov.Bar R. V(14)	12
Judge Disciplinary Cases under Gov.Jud.R. II(5)	1

### BAR ADMISSION CASES

---

Character and Fitness Cases	3
-----------------------------	---

### UNAUTHORIZED PRACTICE OF LAW CASES

---

Unauthorized Practice of Law/On Report of Board	4
---	---

### OTHER MATTER RELATING TO PRACTICE OF LAW

---

Motions to Show Cause/Contempt	2
--------------------------------	---

<b>TOTAL PRACTICE OF LAW CASES FILED</b>	<b>93</b>
--	-----------



## DISCIPLINARY CASES

**Cases On Report of Board**

Public Reprimand	4
Definite Suspension	17
Indefinite Suspension	6
Disbarment	2
Dismissed	3 <sup>5</sup>

**Consent to Discipline Cases**

Public Reprimand	1
Definite Suspension	5

**Cases on Motion for Interim Remedial Suspension**

Interim Suspension	3
--------------------	---

**Attorney Resignation Cases**

Resignation Accepted with Disciplinary Action Pending	12
Resignation Denied	1

**Reciprocal Discipline Cases**

Public Reprimand	1
Definite Suspension	3

**Cases Upon Felony Conviction**

Interim Suspension	9
--------------------	---

**Consent to Discipline Cases on Remand**

Definite Suspension	1
---------------------	---

**Disciplinary Default Cases pursuant to Gov.Bar R. V(14)**

Definite Suspension	1
Indefinite Suspension	7
Disbarment	3
Dismissed	4 <sup>6</sup>

<b>Judge Disciplinary Case under Gov.Jud.R. II(5)</b>	1
---	---

<sup>5</sup> Cases 2016-1148, 2016-1489, and 2017-1086 were dismissed upon the acceptance of the attorneys' resignations from the practice of law with disciplinary action pending.

<sup>6</sup> Cases 2015-0060 and 2016-1500 were dismissed upon the acceptance of the attorneys' resignations from the practice of law with disciplinary action pending. Case 2016-1844 was dismissed and remanded to the Board on the Unauthorized Practice of Law for further proceedings. Case 2016-1868 was dismissed upon the attorney's disbarment.

# 2017 CASE STATISTICS

## Practice of Law Cases - Cases Disposed - Continued

### BAR ADMISSION CASES

---

#### **Character and Fitness Cases**

Applicant Approved	1
Applicant Disapproved, May Reapply	1
License Revoked, May Reapply	1

### UNAUTHORIZED PRACTICE OF LAW CASES

---

#### **Cases On Report of Board**

Respondent Enjoined from Actions Constituting the Unauthorized Practice of Law and Civil Penalty Imposed	2
Respondent Enjoined from Actions Constituting the Unauthorized Practice of Law	2

### OTHER MATTER RELATING TO PRACTICE OF LAW

---

Respondent Found in Contempt	2
------------------------------	---

**TOTAL PRACTICE OF LAW CASES DISPOSED** **93**

CASES PENDING DECEMBER 31, 2017 40

PRACTICE OF LAW CLEARANCE RATE 100%

PUBLISHED BY  
THE SUPREME COURT *of* OHIO  
Office of the Clerk  
April 2018







## THE SUPREME COURT *of* OHIO

---

OFFICE OF THE CLERK  
65 South Front Street  
Columbus, Ohio 43215-3431  
[www.supremecourt.ohio.gov](http://www.supremecourt.ohio.gov)