



The Supreme Court of Ohio Case Statistics 2023 Annual Report





The Supreme Court of Ohio Case Statistics 2023 Annual Report

July 2024

Sharon L. Kennedy

CHIEF JUSTICE

Patrick F. Fischer

R. Patrick DeWine

Michael P. Donnelly

Melody J. Stewart

Jennifer Brunner

Joseph T. Deters

JUSTICES

Robert W. Horner, III

ADMINISTRATIVE DIRECTOR

James P. Cappelli

DEPUTY ADMINISTRATIVE DIRECTOR,
OPERATIONS

Gina White Palmer

DEPUTY ADMINISTRATIVE DIRECTOR,
LEGAL SERVICES

Prepared by
Office of the Clerk

Robert Vaughn

CLERK OF THE COURT

Amy Ervin

CASE MANAGEMENT COUNSEL

Melissa Ferguson

CASE MANAGEMENT COUNSEL

Table of Contents

Section 1	1
Summary of 2023 Caseload Activity	2
Cases Filed in 2023	3
Cases Disposed in 2023	4
Cases Pending on December 31, 2023	5
Summary of Practice of Law Cases Filed in 2023	6
Summary of Practice of Law Cases Disposed in 2023	7
Section 2	9
Total Cases Filed and Disposed, 2019 – 2023	10
Total Cases Pending as of December 31, 2019 – 2023	10
Cases Filed by Pro Se Litigants, 2019 – 2023	11
Jurisdictional Appeals Filed in 2018 – 2022 and Accepted for Merit Review	12
Section 3	13
All Cases: Average Number of Days from Case Initiation to Final Disposition, 2019 – 2023	14
Original Actions: Average Number of Days from Case Initiation to Final Disposition, 2019 – 2023	14
Jurisdictional Appeals: Average Number of Days from Case Initiation to Final Disposition, 2019 – 2023	15
Practice of Law Cases: Average Number of Days from Case Filing to Final Disposition, 2019 – 2023	15
Cases Decided with an Opinion: Average Number of Days from Case Filing to Final Disposition, 2019 – 2023	16
Section 4	17
Days from Fully Briefed Until Oral Argument for All Cases, 2019 – 2023	18
Days from Fully Briefed Until Oral Argument for Practice of Law Cases, 2019 – 2023	19
Section 5	21
Total New Cases Filed in 2023	22
Total Filings in 2023	23

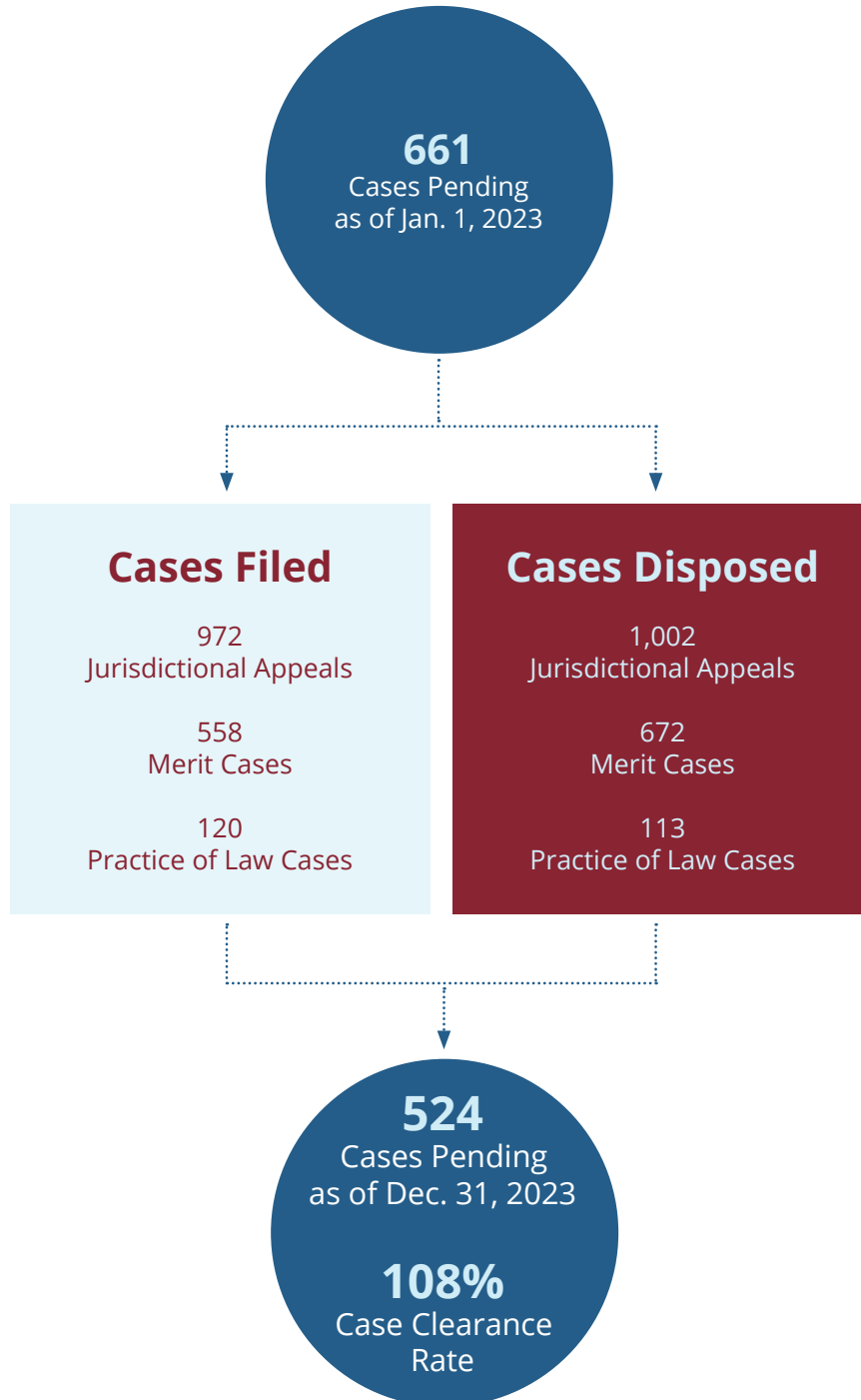


Section 1

2023 Caseload Activities

The following tables provide a summary of 2023 caseload activity for the Court including a listing of cases filed, final dispositions, and cases pending on December 31, 2023. Also included as a subset is the same information related to Practice of Law cases.

Summary of 2023 Caseload Activity



Cases Filed in 2023

972 Jurisdictional Appeals

- 922 Jurisdictional Appeals
 - 7 Death Penalty Postconviction Appeals
 - 10 Appeals Involving Termination of Parental Rights/Adoption
 - 33 Appeals from App.R. 26(B) Applications

558 Merit Cases

- 369 Original Actions
- 53 Habeas Corpus Cases
- 89 Direct Appeals (Cases Originating in Court of Appeals)
- 11 Certified Conflicts
 - 9 Appeals from Board of Tax Appeals
 - 4 Appeals from Public Utilities Commission
 - 8 Appeals from Power Siting Board
- 2 Death Penalty Cases
 - 1 Appeals from App.R. 26(B) Application in Death Penalty Case
- 1 Certified Questions of State Law
- 1 Petition Challenges pursuant to Article II, Section 1g
- 10 Cases Purporting to Invoke Unspecified Original Jurisdiction

95 Practice of Law Cases

- 112 Disciplinary Cases
 - 4 Bar Admission Cases
 - 3 Unauthorized Practice of Law Cases
 - 1 Other Matters Relating to the Practice of Law

1,650 Total Cases Filed

Cases Disposed in 2023

1,002 Jurisdictional Appeals¹

955 Jurisdictional Appeals²

- 1 Death Penalty Postconviction Appeals
- 11 Appeals Involving Termination of Parental Rights/Adoption
- 35 Appeals from App.R. 26(B) Applications

672 Merit Cases

429 Original Actions

56 Habeas Corpus Cases

95 Direct Appeals (Cases Originating in Court of Appeals)

11 Certified Conflicts

1 Certified Conflicts Involving Termination of Parental Rights/Adoption

5 Appeals from Board of Tax Appeals

2 Appeals from Public Utilities Commission

6 Appeals from Power Siting Board

1 Petition Challenges pursuant to Article II, Section 1g

10 Other Merit Cases

3 Redistricting Cases

53 Jurisdictional Appeals Accepted for Merit Review³

113 Practice of Law Cases

104 Disciplinary Cases

5 Bar Admission Cases

3 Unauthorized Practice of Law Cases

1 Other Matters Relating to the Practice of Law

1,787 Total Cases Disposed

1 This category includes jurisdictional appeals that were declined and the merits of the case were not reviewed by the Court.

2 This category includes jurisdictional appeals that were accepted, held, and later summarily decided without briefing.

3 This category does not include appeals that were accepted, held, and later summarily decided without briefing.

Cases Pending on December 31, 2023

- 236 Jurisdictional Appeals
 - 223 Jurisdictional Appeals
 - 5 Death Penalty Postconviction Appeals
 - 3 Appeals Involving Termination of Parental Rights/Adoption
 - 5 Appeals from App.R. 26(B) Application

- 265 Merit Cases
 - 109 Original Actions
 - 9 Habeas Corpus Cases
 - 51 Direct Appeals (Cases Originating in Court of Appeals)
 - 16 Certified Conflicts
 - 8 Appeals from Board of Tax Appeals
 - 4 Appeals from Public Utilities Commission
 - 5 Appeals from Power Siting Board
 - 4 Death Penalty Cases
 - 1 Certified Questions of State Law
 - 1 Appeals from App.R. 26(B) Application in a Death Penalty Case
 - 1 Other Merit Cases
 - 56 Jurisdictional Appeals Accepted for Merit Review

- 23 Practice of Law Cases
 - 23 Disciplinary Cases

- 524 Total Cases Pending

Summary of Practice of Law Cases Filed in 2023

- 16 Cases Pending at Beginning of Year
 - 16 Practice of Law Cases Pending as of December 31, 2022
- 112 Disciplinary Cases
 - 59 Attorney Retirement/Resignation Cases
 - 2 Cases pursuant to Gov.Bar R. V(15)/Impairment Suspension
 - 12 Cases upon Felony Conviction
 - 2 Cases upon Motion for Interim Remedial Suspension
 - 20 Cases upon Report of Board
 - 4 Consent to Discipline Cases
 - 7 Disciplinary Default Cases pursuant to Gov.Bar R. V(14)
 - 3 Judge Disciplinary Cases pursuant to Gov.Bar R. V
 - 1 Judge Disciplinary Cases pursuant to Gov.Jud.R. II(5)
 - 2 Reciprocal Discipline Cases
- 4 Bar Admission Cases
 - 4 Character and Fitness Cases
- 3 Unauthorized Practice of Law Cases
 - 2 Cases upon Consent Decree
 - 1 Cases upon Report of Board
- 1 Other Matters Relating to the Practice of Law
 - 1 Motion to Show Cause
- 120 Total Practice of Law Cases

Summary of Practice of Law Cases Disposed in 2023

Disciplinary Cases

- 16 Cases upon Report of Board
 - 0 Public Reprimand
 - 13 Definite Suspension
 - 2 Indefinite Suspension
 - 0 Disbarment
 - 1 Dismissed

- 4 Consent to Discipline Cases
 - 3 Public Reprimand
 - 1 Definite Suspension

- 60 Attorney Retirement/Resignation Cases
 - 49 Retirement Accepted
 - 11 Resignation Accepted with Disciplinary Action Pending

- 2 Reciprocal Discipline Cases
 - 0 Public Reprimand
 - 1 Definite Suspension
 - 0 Indefinite Suspension
 - 1 Disbarment

- 12 Cases upon Felony Conviction
 - 12 Interim Suspension

- 3 Disciplinary Default Cases Pursuant to Gov.Bar R. V(14)
 - 1 Definite Suspension
 - 2 Indefinite Suspension

- 2 Cases pursuant to Gov.Bar R. V(15)/Impairment Suspension
 - 2 Interim Suspension

- 2 Cases on Motion for Interim Remedial Suspension
 - 2 Interim Suspension

- 2 Judge Disciplinary Cases under Gov.Bar R. V
 - 0 Public Reprimand
 - 1 Definite Suspension
 - 1 Indefinite Suspension

- 1 Judge Disciplinary Cases pursuant to Gov.Jud.R. II(5)

Summary of Practice of Law Cases Disposed in 2023, *Continued...*

Bar Admission Cases

- 5 Character and Fitness Cases
 - 1 Applicant Approved
 - 3 Applicant Disapproved; May Reapply
 - 0 Applicant Disapproved; Barred from Reapplying
 - 1 Dismissed

Unauthorized Practice of Law Cases

- 3 Cases on Report of Board
 - 2 Cases upon Consent Decree*
 - 1 Cases upon Report of Board*

** Respondent enjoined from actions constituting the unauthorized practice of law and civil penalty imposed*

Other Matters Related to the Practice of Law

- 1 Other Matters Related to the Practice of Law
 - 1 Motion to Show Cause Granted
- 113** Total Practice of Law Cases Disposed
- 23** Practice of Law Cases Pending as of December 31, 2023
- 94%** Practice of Law Clearance Rate

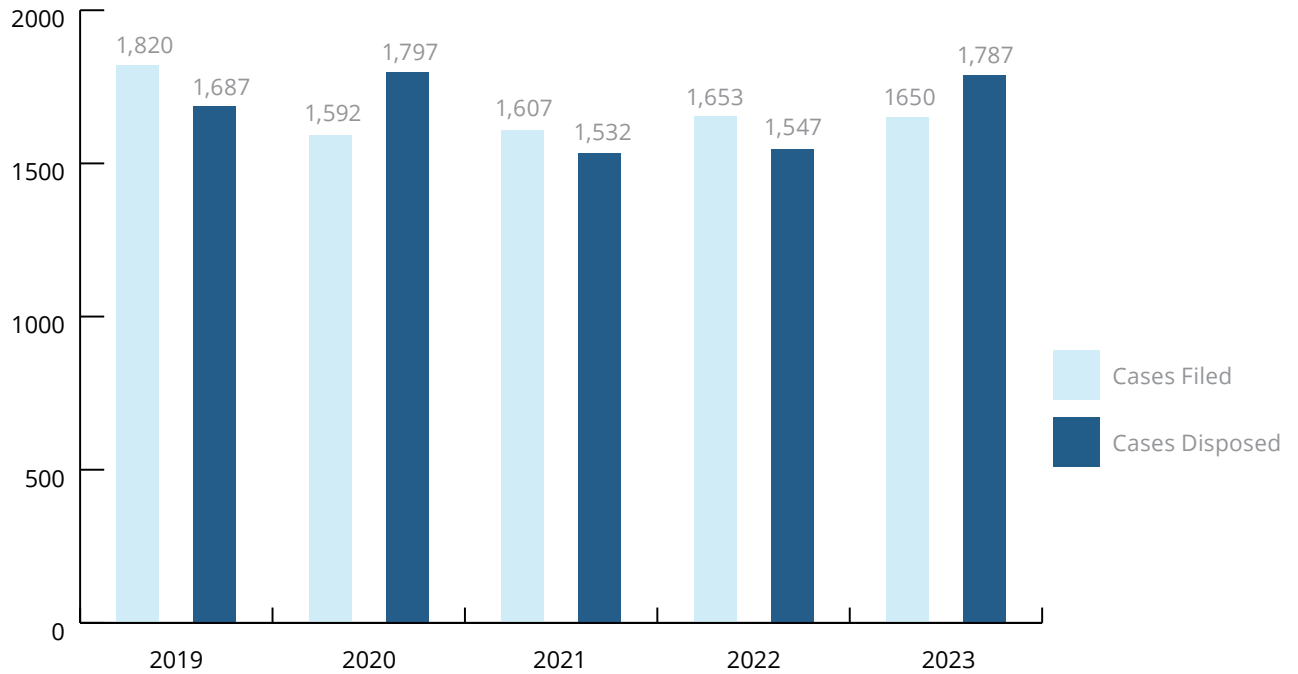
Section 2

2019 – 2023 Caseload

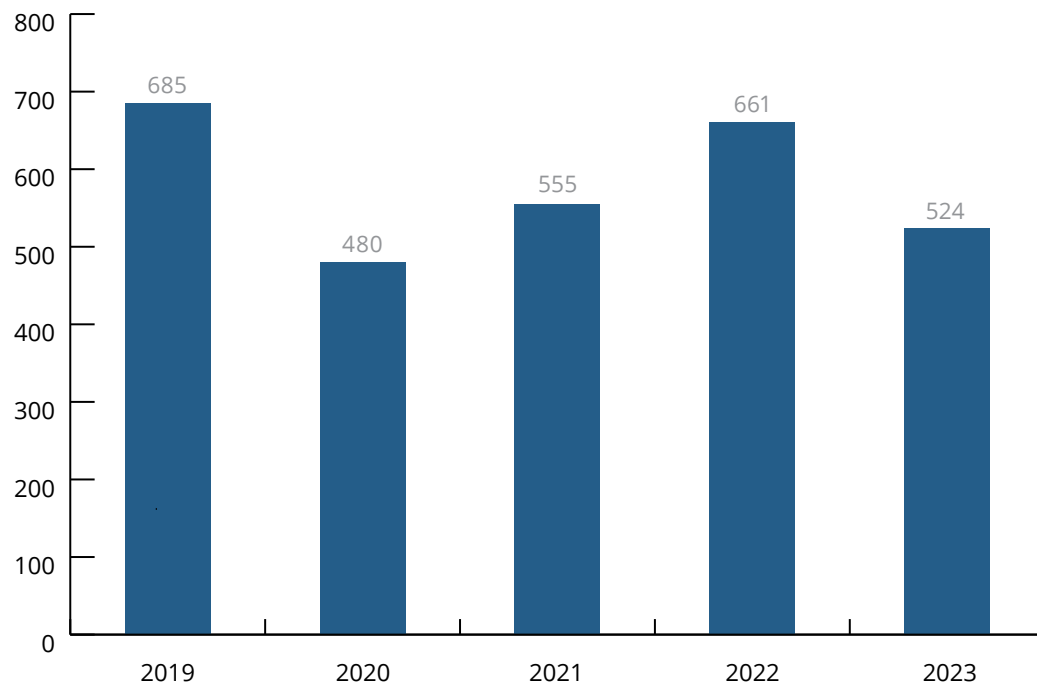
The following charts show the caseload activity of the Court including total cases filed, total cases disposed, total cases pending, and appeals filed by pro se litigants for the years 2019 through 2023.

Also included in this section is a chart reflecting the number and percentage of jurisdictional appeals filed and accepted for review. The charts compare the years 2018 through 2022 because this data is measured by the year in which the appeal was filed. The most recent year for which the data is complete is 2022.

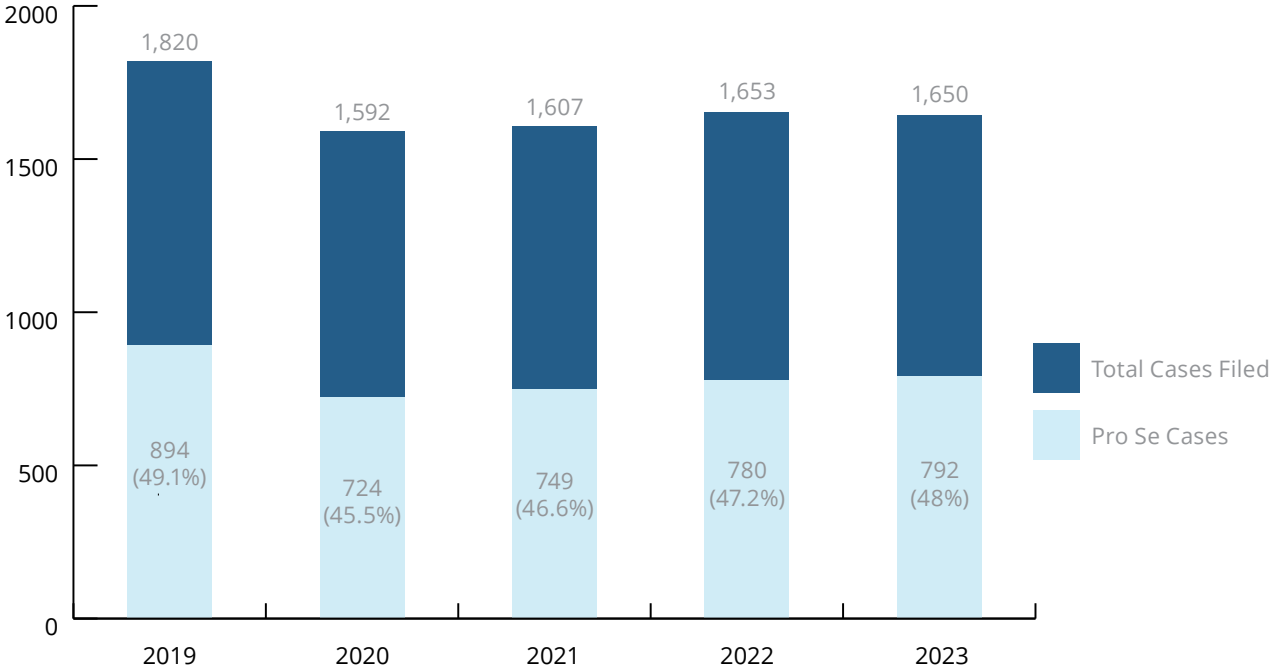
Total Cases Filed and Disposed, 2019 – 2023



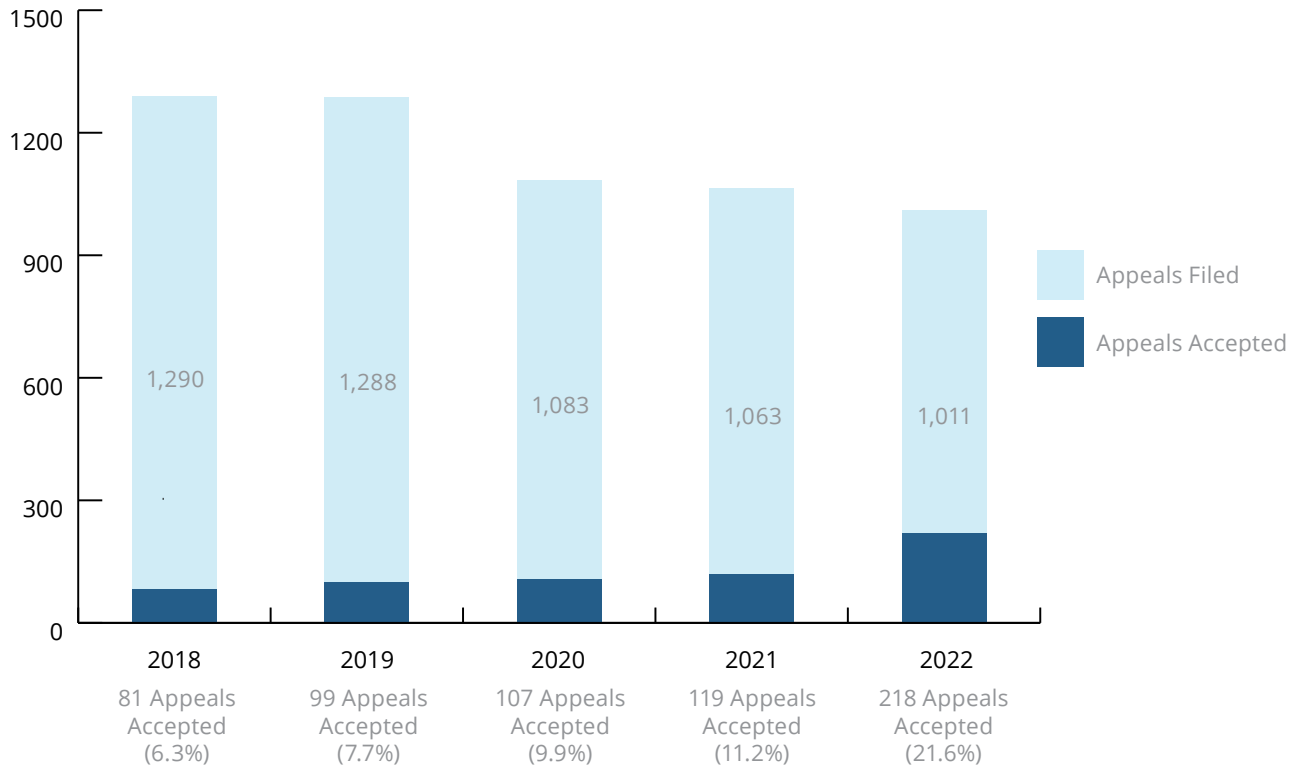
Total Cases Pending as of December 31, 2019 – 2023



Cases Filed by Pro Se Litigants, 2019 – 2023



Jurisdictional Appeals Filed and Accepted for Merit Review in 2018 – 2022



Section 3

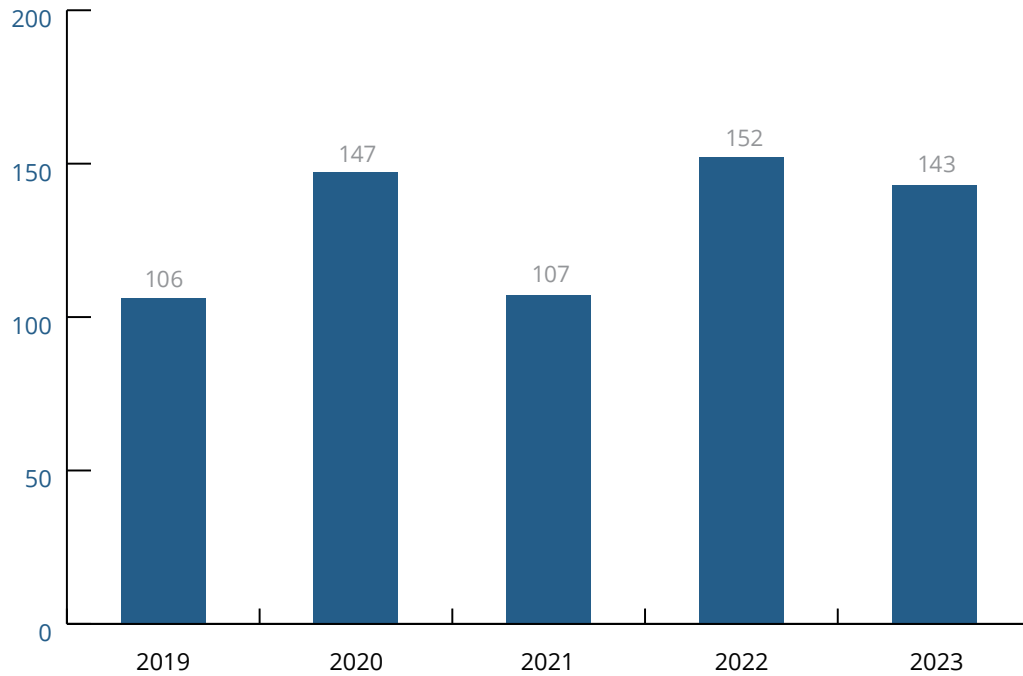
Time to Disposition, 2019 – 2023

The following charts reflect the length of time from the origination of an action to final disposition in broad categories of case types, including:

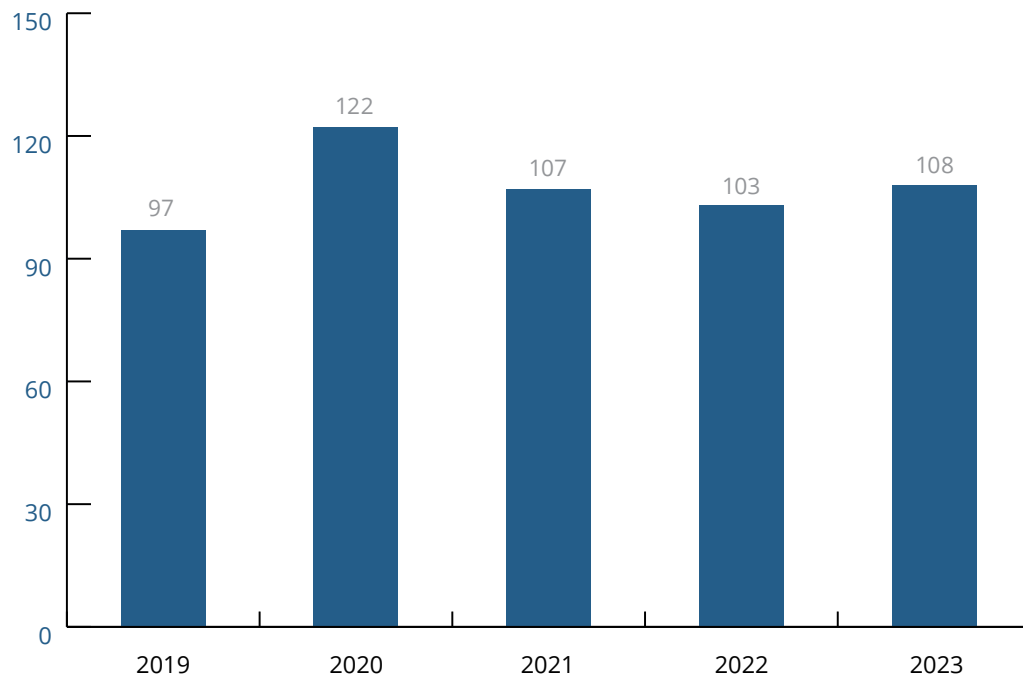
- All cases
- Jurisdictional appeals accepted for merit review
- Original actions
- Disciplinary cases
- Unauthorized practice of law cases
- Bar admission cases
- All cases decided with an opinion.

The charts provide data for the years 2019 through 2023 for purposes of comparison.

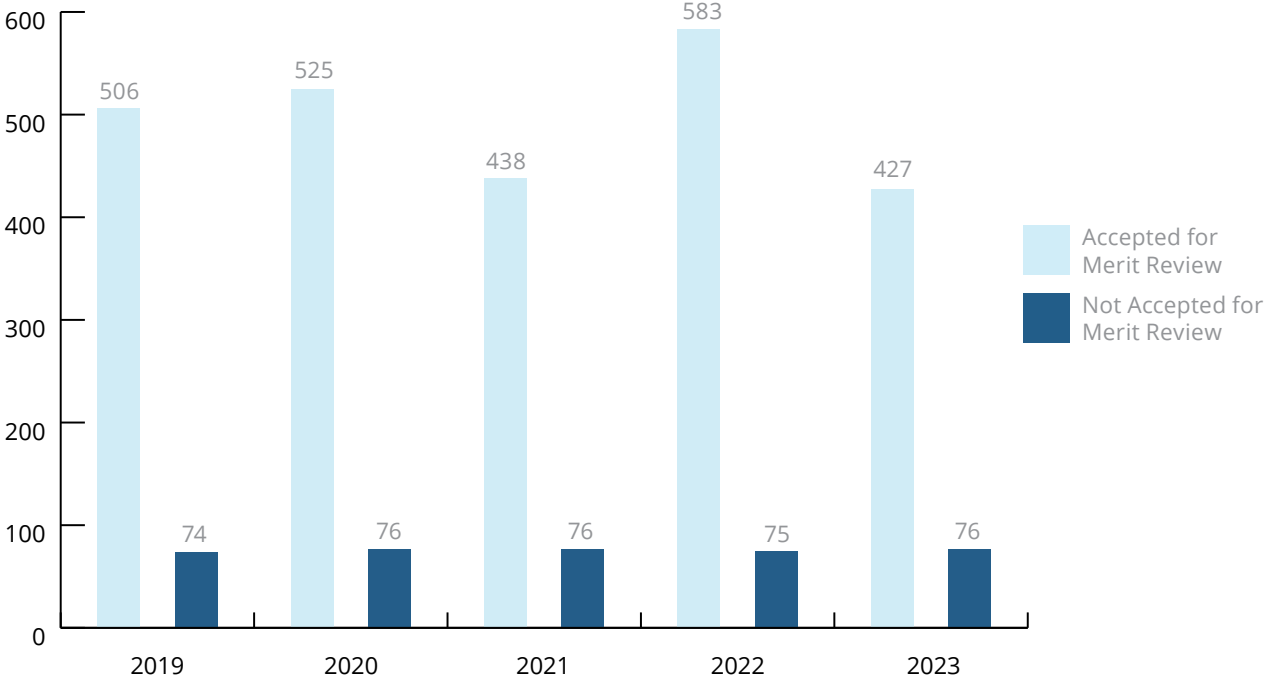
All Cases: Average Number of Days from Case Filing to Final Disposition, 2019 - 2023



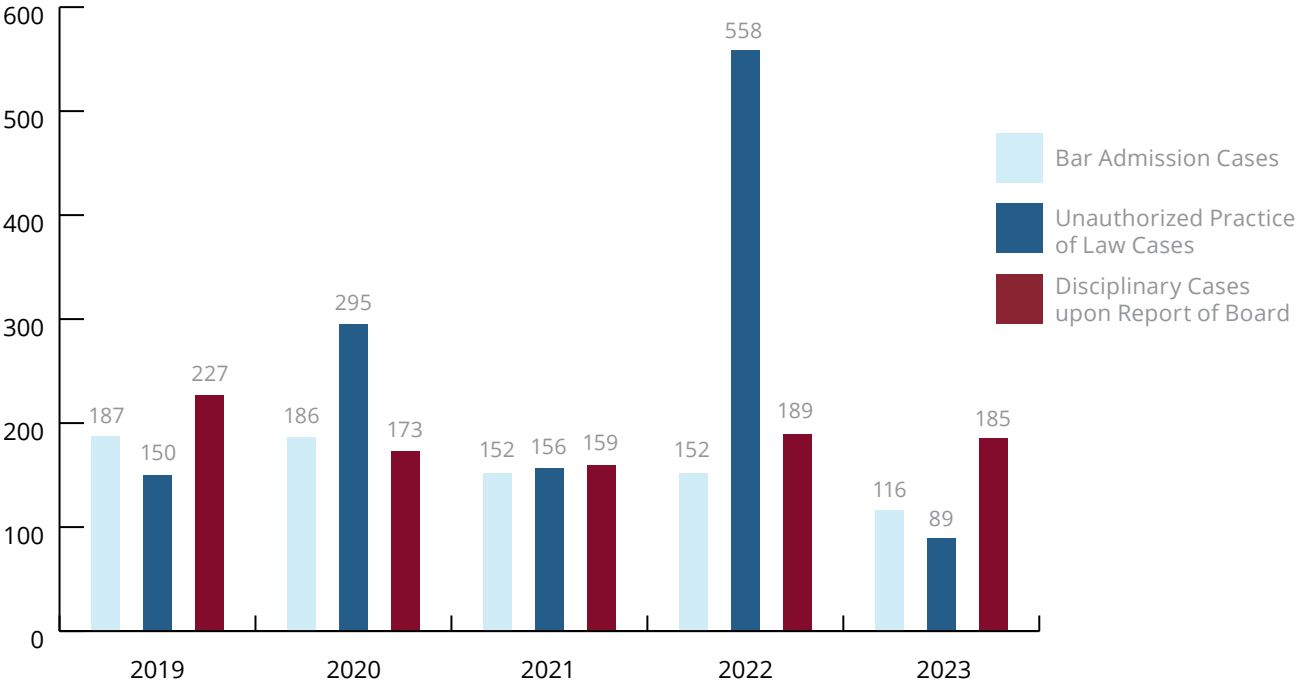
Original Actions: Average Number of Days from Case Filing to Final Disposition, 2019 - 2023



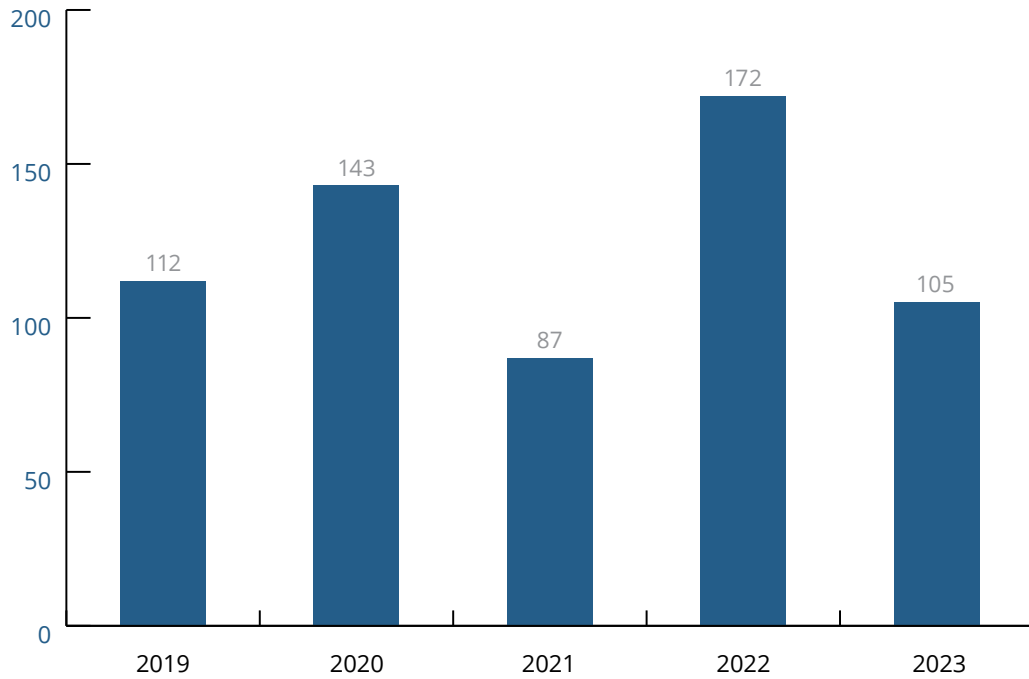
Jurisdictional Appeals: Average Number of Days from Filing Notice of Appeal Final Disposition, 2019 – 2023



Practice of Law Cases: Average Number of Days from Case Initiation to Final Disposition, 2019 – 2023



Cases Decided with an Opinion: Average Number of Days from Submission to Court Until Issuance of Opinion, 2019 – 2023



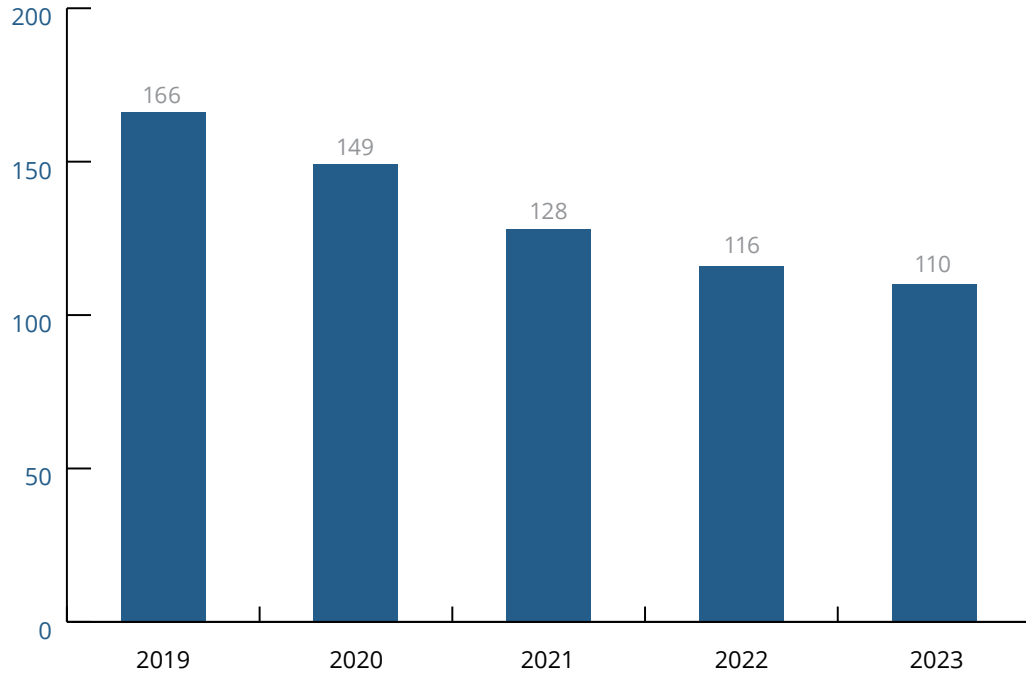
Section 4

From Briefing to Oral Argument

The following charts show the time from the completion of briefing on a matter until oral argument is held. The time measured includes the six-week advance notice provided to parties who are scheduled to participate in oral argument. The charts provided include:

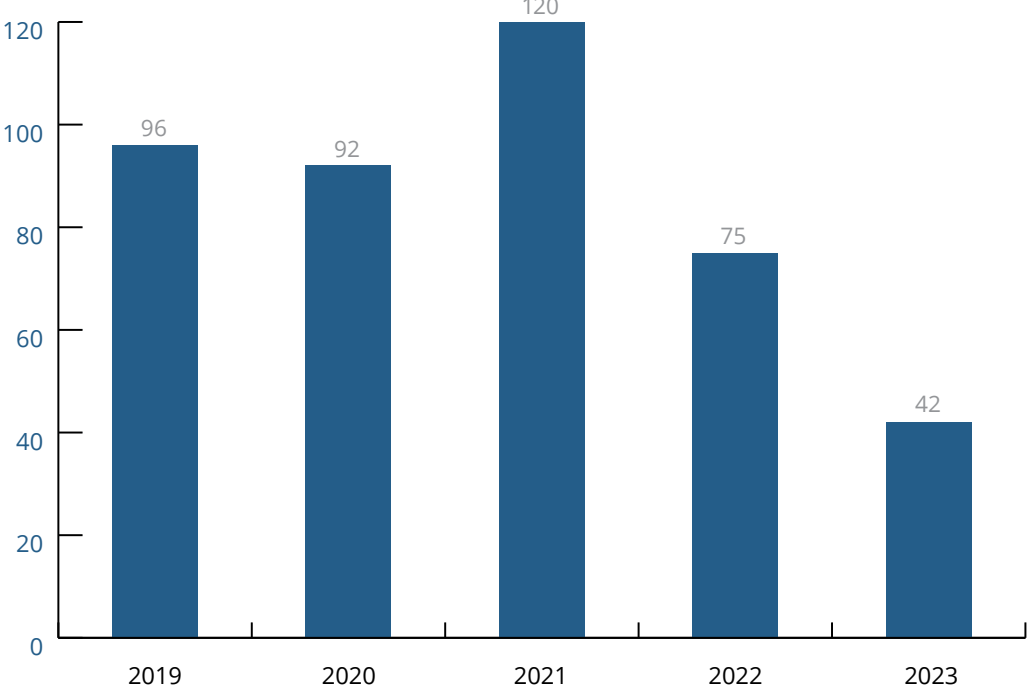
- All cases argued
- Practice of law cases argued (including disciplinary cases, bar admission cases, and unauthorized practice of law cases).

Days from Fully Briefed to Oral Argument
for All Cases, 2019 – 2023⁴



4 The data in this chart may vary when compared to the data presented in prior statistical reports because the Court may initially decline jurisdiction over a case but subsequently grant reconsideration, accept jurisdiction, and hold oral argument.

Days from Fully Briefed Until Oral Argument
for Practice of Law Cases, 2019 - 2023



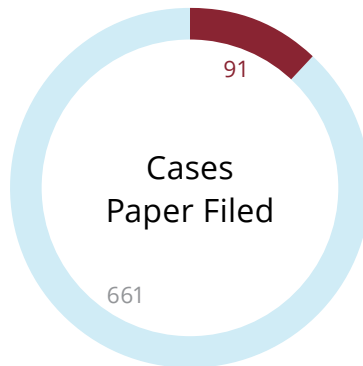
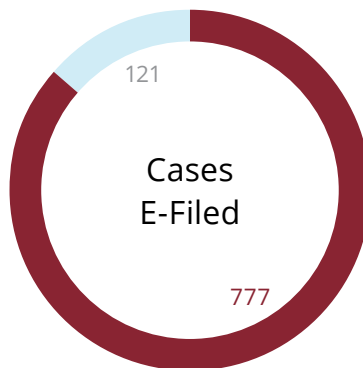
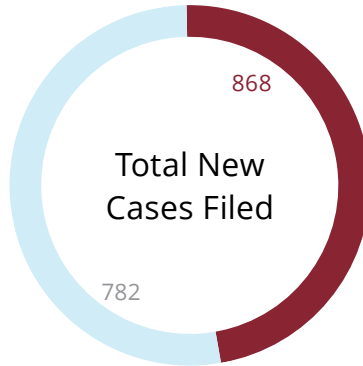


Section 5

E-Filing

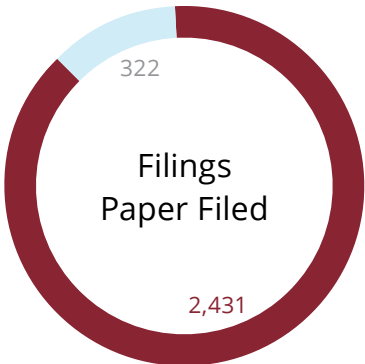
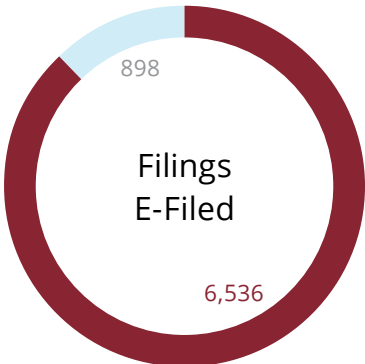
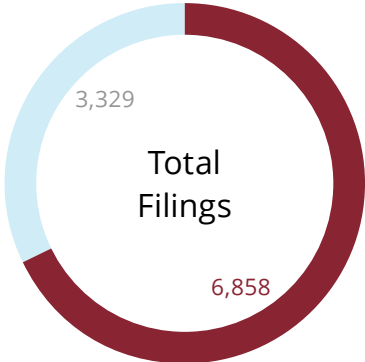
The following charts show a breakdown of the percentage of filings that were filed through the Court's E-Filing Portal.

Total New Cases Filed in 2023



● Attorney Only ● Non-Attorney Only

Total Filings in 2023



● Attorney Only ● Non-Attorney Only





PUBLISHED BY
THE SUPREME COURT *of* OHIO
supremecourt.ohio.gov